



---

**Conférence des Parties**

**Vingt-huitième session**

Émirats arabes unis, 30 novembre-12 décembre 2023

**Rapport du Fonds pour l'environnement mondial  
à la Conférence des Parties**

**Note du secrétariat\***

1. Par sa décision 12/CP.2, la Conférence des Parties (COP) a adopté et ainsi institué un mémorandum d'accord entre elle-même et le Conseil du Fonds pour l'environnement mondial (FEM). Ce mémorandum d'accord prévoit, entre autres dispositions, que les rapports annuels du FEM sont communiqués à la COP par l'intermédiaire du secrétariat de la Convention.
2. En application de cette disposition, le secrétariat du FEM a soumis le 6 septembre 2023 le rapport figurant en annexe. Celui-ci est reproduit ici tel qu'il a été soumis, avec la pagination originale.
3. Le mémorandum d'accord prévoit également que la COP, conformément au paragraphe 1 de l'article 11 de la Convention, définit les politiques, les priorités de programme et les critères d'agrément liés à la Convention concernant le Mécanisme financier, qui relève de la COP devant laquelle il est responsable.
4. Le mémorandum d'accord prévoit en outre que la COP communique au Conseil du FEM après chaque session toute directive relative au Mécanisme financier qu'elle aura approuvée.

---

\* Il a été convenu que le présent document serait publié après la date normale de publication en raison de circonstances indépendantes de la volonté du soumetteur.



**Blank page**

**Annex**

[English only]



---

**REPORT OF THE GLOBAL ENVIRONMENT FACILITY TO THE  
TWENTY-EIGHTH SESSION OF THE CONFERENCE OF THE PARTIES TO THE  
UNITED NATIONS FRAMEWORK CONVENTION ON CLIMATE CHANGE**

Reporting period: July 1, 2022 to June 30, 2023  
September 5, 2023



## TABLE OF CONTENTS

|   |     |
|---|-----|
| <b>List of Tables</b> .....   | ii  |
| <b>List of Figures</b> .....  | iii |
| <b>Abbreviations and Acronyms</b> .....   | iv  |
| <b>INTRODUCTION</b> .....   | 1   |
| <b>PART I: GEF’S RESPONSE TO COP/CMA GUIDANCE</b> .....   | 2   |
| 1. GEF Relevance for the Sharm-El-Sheikh implementation plan .....  | 2   |
| 2. The Paris Agreement, COP 27 and CMA 4 decisions and conclusions of SBI 57<br>and SBSTA 57.....                         | 2   |
| 3. Engagement with the UNFCCC.....  | 22  |
| <b>PART II: KEY UPDATES</b> .....   | 25  |
| 1. Preparing an inclusive assembly .....  | 25  |
| 2. Gender equality.....   | 25  |
| 3. Enhancing and streamlining access in gef-8.....  | 26  |
| 4. Complementarity in climate finance and long-term vision.....   | 29  |
| 5. Private sector and blended finance .....   | 32  |
| 6. Developments in multilateral environmental agreements.....   | 34  |
| <b>PART III: GEF’S ACHIEVEMENTS</b> .....   | 35  |
| 1. CLIMATE CHANGE MITIGATION .....  | 35  |
| 2. Climate change adaptation .....  | 44  |
| 3. Blended finance.....   | 58  |
| 4. Gef small grants programme.....  | 59  |
| 5. Support for the Enhanced Transparency Framework and other Enabling Activities .....                                    | 60  |
| 6. Technology Transfer.....   | 71  |
| <b>ANNEX 1: GEF-8 FUNDING ENVELOPES AND ALLOCATIONS</b> .....   | 77  |
| <b>ANNEX 2: LIST OF PROJECTS AND PROGRAMS UNDER THE GEF TRUST FUND APPROVED<br/>        IN THE REPORTING PERIOD</b> ..... | 84  |
| <b>ANNEX 3: LIST OF PROJECTS AND PROGRAMS UNDER THE LDCF AND SCCF<br/>        APPROVED IN THE REPORTING PERIOD</b> .....  | 96  |
| <b>ANNEX 4: CLIMATE TECHNOLOGY ACTIVITIES</b> .....   | 102 |
| <b>ANNEX 5: STATUS REPORT ON THE LDCF AND SCCF FOR FY23</b> .....   | 116 |
| <b>ANNEX 6: STATUS REPORT ON THE CBIT TRUST FUND FOR FY23</b> .....   | 125 |

**List of Tables**

Table 1: Decisions by the COP 27 and CMA 4, Conclusions of SBI 57 and SBSTA 57 and GEF’s Response ..... 3

Table 2: Cumulative GEF Projects and Programs on Climate Change Mitigation by Region ..... 36

Table 3: GEF Funding for Projects and Programs with Climate Change Mitigation Components ..... 37

Table 4: GEF Projects and Programs on Climate Change Mitigation by Phase ..... 38

Table 5: Expected Results from Climate Change Mitigation Projects and Programs Approved  
in the Reporting Period ..... 41

Table 6: LDCF Resource Programming by Country as at June 30, 2023 ..... 48

Table 7: Regional Distribution of Projects and Programs Approved under the LDCF in the  
Reporting Period..... 50

Table 8: Agency Distribution of Projects and Programs Approved under the LDCF in the  
Reporting Period..... 51

Table 9: Cumulative GEF Trust Fund Enabling Activities by Region ..... 61

Table 10: GEF Trust Fund Enabling Activities by Phase ..... 61

Table 11: GEF Projects for Regional Climate Technology Transfer and Financing Centers..... 76

---

**List of Figures**

|  |    |
|--|----|
| Figure 1: Cumulative GEF Projects and Programs on Climate Change Mitigation by Sectora.....        | 40 |
| Figure 2: Annual and Cumulative Funding Approvals under the LDCF* .....                            | 46 |
| Figure 3: Cumulative Regional Distribution of Projects and Programs Approved under the LDCF .....  | 47 |
| Figure 4: Cumulative Agency Distribution of Projects and Programs Approved under the LDCF .....    | 47 |
| Figure 5: Cumulative Regional Distribution of Projects and Programs Approved under the SCCF-A..... | 52 |
| Figure 6: Cumulative Regional Distribution of Projects and Programs Approved under the SCCF-B..... | 53 |
| Figure 7: Cumulative Agency Distribution of Projects and Programs Approved under the SCCF .....    | 53 |
| Figure 8: Priority Focus Thematic Areas for Future Learning .....                                  | 56 |
| Figure 9: Project Status of CBIT Portfolio by Fiscal Year (FY17 to FY22).....                      | 65 |
| Figure 10: CBIT Project Priorities per Type of Activity .....                                      | 66 |

## Abbreviations and Acronyms

|                    |  |
|--------------------|--|
| ACE                | Action for Climate Empowerment   |
| ACTFCN             | African Climate Technology Finance Center and Network                                    |
| ADB                | Asian Development Bank   |
| AfDB               | African Development Bank   |
| AFOLU              | Agriculture, Forestry and Other Land Use   |
| BBNJ               | Biodiversity Beyond National Jurisdiction  |
| BRS                | Basel, Rotterdam and Stockholm conventions   |
| BTR                | Biennial Transparency Report   |
| BUR                | Biennial Update Report   |
| CAF                | Development Bank of Latin America  |
| CBD                | Convention on Biological Diversity   |
| CBIT               | Capacity-building Initiative for Transparency  |
| CBIT TF            | Capacity-building Initiative for Transparency Trust Fund                                 |
| CBO                | Community-based Organization   |
| CCA                | Climate Change Adaptation  |
| CCM                | Climate Change Mitigation  |
| CEIT               | Countries with Economy in Transition   |
| CEO                | Chief Executive Officer  |
| CES                | Country Engagement Strategy  |
| CFCP               | Climate Funds Collaboration Platform on Results, Indicators and Methodologies for Impact |
| CGE                | Consultative Group of Experts  |
| CI                 | Conservation International   |
| CIF                | Climate Investment Funds   |
| CMA                | Conference of the Parties serving as the Meeting of the Parties to the Paris Agreement   |
| CMP                | Conference of the Parties serving as the Meeting of the Parties to the Kyoto Protocol    |
| COBIOCOM           | Biocultural Corridor of the Central West of Mexico                                       |
| CO <sub>2</sub> eq | Carbon Dioxide Equivalent  |
| COP                | Conference of the Parties  |
| CSO                | Civil Society Organization   |
| CTCN               | Climate Technology Centre and Network  |
| EA                 | Enabling Activity  |
| EbA                | Ecosystem-based Adaptation   |
| EBRD               | European Bank for Reconstruction and Development   |
| ECA                | Eastern Europe and Central Asia  |
| ECW                | Expanded Constituency Workshop   |
| EOI                | Expression of Interest   |
| EST                | Environmentally Sustainable Technology   |
| ETF                | Enhanced Transparency Framework  |
| EU                 | European Union   |
| FAO                | Food and Agriculture Organization of the United Nations                                  |
| FINTECC            | Finance and Technology Transfer Centre for Climate Change                                |
| FSP                | Full-sized Project   |
| FY                 | Fiscal Year  |
| GBF                | Global Biodiversity Framework  |
| GCF                | Green Climate Fund   |
| GCP                | Global Coordination Platform   |
| GEB                | Global Environmental Benefit   |
| GEF                | Global Environment Facility  |
| GEFTF              | Global Environment Facility Trust Fund   |
| GGP                | GEF Gender Partnership   |
| GHG                | Greenhouse Gas   |
| GHGI               | Greenhouse Gas Inventory   |
| GSP                | Global Support Program   |
| HCFC               | Hydro-chlorofluorocarbon   |
| HFC                | Hydrofluorocarbon  |
| IBRD               | International Bank for Reconstruction and Development                                    |



|        |  |
|--------|--|
| IDA    | International Development Association  |
| IDB    | Inter-American Development Bank  |
| IEO    | Independent Evaluation Office  |
| IFAD   | International Fund for Agricultural Development                                |
| INDC   | Intended Nationally Determined Contribution                                    |
| IP     | Impact Program   |
| IPAG   | GEF Indigenous Peoples Advisory Group  |
| IPCC   | Intergovernmental Panel on Climate Change                                      |
| IPLC   | Indigenous Peoples and Local Communities                                       |
| IUCN   | International Union for Conservation of Nature                                 |
| LAC    | Latin America and the Caribbean  |
| LCT    | Low-carbon Technology  |
| LDC    | Least Developed Country  |
| LDCF   | Least Developed Countries Fund   |
| LDN    | Land Degradation Neutrality  |
| LEG    | Least-developed Countries Expert Group   |
| LTS    | Long-term Strategy   |
| LTV    | Long-term Vision   |
| LULUCF | Land Use, Land-use Change and Forestry   |
| MEA    | Multilateral Environmental Agreement   |
| MFA    | Multi-focal Area   |
| MoU    | Memorandum of Understanding  |
| MPGs   | Modalities, Procedures and Guidelines (of the Enhanced Transparency Framework) |
| MRV    | Measurement, Reporting and Verification  |
| MSME   | Micro, Small and Medium Enterprise   |
| MSP    | Medium-sized Project   |
| MSW    | Municipal Solid Waste  |
| Mt     | Megaton (10 <sup>6</sup> tons)   |
| MTF    | Multi-trust Fund   |
| NAMA   | Nationally Appropriate Mitigation Action                                       |
| NAP    | National Adaptation Plan   |
| NAPA   | National Adaptation Program of Action  |
| NbS    | Nature-based Solutions   |
| NC     | National Communication   |
| NCSA   | National Capacity Needs Self-assessment for Global Environmental Management    |
| NDC    | Nationally Determined Contribution   |
| NDE    | National Designated Entity   |
| NFP    | National Focal Point   |
| NGI    | Non-grant Instrument   |
| NGO    | Non-governmental Organization  |
| OECD   | Organisation for Economic Co-operation and Development                         |
| OFP    | Operational Focal Point  |
| PATPA  | Partnership on Transparency in the Paris Agreement                             |
| PCCB   | Paris Committee on Capacity Building   |
| PFD    | Project Framework Document   |
| PIF    | Project Identification Form  |
| PIR    | Project Implementation Report  |
| PPG    | Project Preparation Grant  |
| PSES   | GEF Private Sector Engagement Strategy   |
| PSP    | Poznan Strategic Program on Technology Transfer                                |
| SBI    | Subsidiary Body for Implementation   |
| SBSTA  | Subsidiary Body for Scientific and Technological Advice                        |
| SCCF   | Special Climate Change Fund  |
| SCCF-A | Special Climate Change Fund Adaptation Program                                 |
| SCCF-B | Special Climate Change Fund Program for Technology Transfer                    |
| SCF    | Standing Committee on Finance  |
| SDGs   | Sustainable Development Goals  |
| SE4All | Sustainable Energy for All   |

|        |   |
|--------|---|
| SFM    | Sustainable Forest Management                         |
| SGP    | Small Grants Programme                                |
| SIDS   | Small Island Developing State                         |
| SLM    | Sustainable Land Management                           |
| SME    | Small and Medium Enterprise                           |
| STAP   | Scientific, Technical and Advisory Panel              |
| STAR   | System for Transparent Allocation of Resources        |
| TAP    | Technology Action Plan                                |
| TEC    | Technology Executive Committee                        |
| TER    | Terminal Evaluation Report                            |
| TNA    | Technology Needs Assessment                           |
| UNCCD  | United Nations Convention to Combat Desertification   |
| UNDP   | United Nations Development Programme                  |
| UNEP   | United Nations Environment Programme                  |
| UNFCCC | United Nations Framework Convention on Climate Change |
| UNIDO  | United Nations Industrial Development Organization    |
| WASP   | World Adaptation Science Program                      |
| WBCSD  | World Business Council for Sustainable Development    |
| WMO    | World Meteorological Organization                     |
| WWF    | World Wide Fund for Nature                            |

## Executive Summary

1. The Global Environment Facility (GEF), as an operating entity of the Financial Mechanism of the United Nations Framework Convention on Climate Change (UNFCCC, or the Convention), provides financing to country-driven climate change mitigation (CCM) and climate change adaptation (CCA) projects. The Paris Agreement and related Conference of the Parties (COP) decisions affirmed the role and contributions of the GEF in addressing climate change as part of the Financial Mechanism of the Convention. Additionally, the GEF, as well as the Least Developed Countries Fund (LDCF) and the Special Climate Change Fund (SCCF), along with the Green Climate Fund (GCF), were designated to serve the Paris Agreement.

2. This document covers the reporting period from July 1, 2022 to June 30, 2023, which corresponds to the first year of the eighth replenishment of the GEF Trust Fund (GEFTF) (GEF-8) period from July 1, 2022 to June 30, 2026.

### Support for Climate Change Mitigation in the Reporting Period

3. In the reporting period, the GEFTF programmed \$1.1 billion,<sup>1</sup> including GEF project financing, project preparation grants (PPGs) and Agency fees, for activities expected to generate CCM benefits, of which \$258.7 million (or 24.6 percent) were drawn from the CCM focal area and the rest from other GEF focal areas and set-asides. Twenty-four GEF investments (seven CCM projects, six multi-focal area (MFA) projects, eleven programs (including Integrated Programs - IPs)) were approved, as well as five enabling activities (EAs). Twenty-three projects are full-sized projects (FSPs) and one project is a medium-sized project (MSP).

4. Together, the 13 projects and eleven programs (excluding EAs) are expected to leverage approximately \$7.6 billion in co-financing, resulting in a co-financing ratio of 1 (GEF) to 9.1 (co-financing).<sup>2</sup> These new investments with CCM potential are expected to avoid or sequester 1,007.4 Mt CO<sub>2</sub> equivalent (eq) in total over their lifetime.

5. Through its CCM investments, the GEF and its partners are supporting GEF recipient countries in key CCM sectors. In the reporting period, the GEF has supported two projects on renewable energy, four projects on technology innovation and transfer, one program on sustainable transport and urban systems, ten projects and programs on agriculture, forestry and other land use (AFOLU) and seven mixed and other projects and programs (which includes one Capacity-building Initiative for Transparency (CBIT) project). In addition, one global Small Grant Programme (SGP) project has been supported.

### Support for Climate Change Adaptation in the Reporting Period

6. As this reporting period corresponds to the first year of the GEF-8 period, the implementation of the new GEF's Programming Strategy on Adaptation to Climate Change for the LDCF and SCCF has come into effect. The LDCF/SCCF Council approved eight FSPs totaling approximately \$75.69 million with the use of LDCF and SCCF resources.

7. Seven FSPs, totaling \$71.68 million<sup>3</sup>, were approved from the LDCF.<sup>4</sup> These projects and programs support urgent and immediate CCA priorities of least developed countries (LDCs), contribute to green and resilient recovery and are aligned with the LDCF Strategy on Adaptation. Two of the seven FSPs approved by the LDCF/SCCF Council are in Asia, two in Africa, two are global multi-trust fund (MTF) projects with the SCCF, while one is in an LDC-small island developing State (SIDS). These activities are expected to mobilize over \$221.79 million in indicative co-financing from the governments of the recipient countries, GEF Agencies, multilateral and bilateral agencies and others.

8. In terms of results and impact, the seven LDCF projects and programs approved in the reporting period are expected to reach 704,699 direct beneficiaries (49.8 percent female), bring about 375,900 hectares of land and

<sup>1</sup> This includes the approval of six Integrated Programs (IPs), all of which are expected to generate CCM benefits. *The Amazon, Congo, and Critical Forest Biomes* IP comprises five different programs, i.e., Congo, Amazon, Guinea, Indo-Malaysian and Mesoamerica Forests.

<sup>2</sup> The co-financing ratio is calculated in accordance with the GEF Updated Co-financing Policy, excluding EAs, PPGs and Agency fees (GEF, 2018, *Updated Co-financing Policy*, Council Document GEF/C.54/10/Rev.01).

<sup>3</sup> Inclusive of GEF project financing, PPGs and Agency fees.

<sup>4</sup> Bhutan, Cambodia, Comoros, Djibouti, Zambia and two global initiatives (*Vulnerable Twenty Group Funding Program* and *Challenge Program for Adaptation Innovation*).

2,500 hectares of coastal and marine areas under more climate-resilient management, engage 135 private sector enterprises in climate resilience action, and train about 354,524 people (50 percent female) in various aspects of CCA.

9. As for the SCCF, the reporting period marked the first year in which the SCCF has had a focus on supporting CCA priorities of SIDS and on technology transfer and innovation. The SCCF has supported three FSPs, totaling \$4.01 million.<sup>5</sup> Two of these projects were global multi-trust fund (MTF) projects with the LDCF, while one was a single-country project supported by the SCCF window A focused on the priorities of SIDS.<sup>6</sup> These projects are expected to mobilize over \$21.8 million in co-financing from governments, GEF Agencies and multilateral and bilateral agencies. The results of the projects are expected to reach 28,238 direct beneficiaries (48.29 percent female), bring about 8,628 hectares of land under climate-resilient management, and train about 3,754 people (49.76 percent female) to engage in CCA.

### **Enabling Activities and Support for the Enhanced Transparency Framework**

10. Since its inception, the GEF has funded EAs for the preparation of national communications (NCs), biennial update reports (BURs), technology needs assessments (TNAs) and biennial transparency reports (BTRs). EAs fulfil essential reporting and communication requirements under the UNFCCC and provide information to enable policy and decision-making. In the reporting period, the GEF financed, through the GEFTF, five EAs, in the amount of \$11.0 million, inclusive of GEF project financing and Agency fees.

11. The GEF, as an operating entity of the Financial Mechanism that also serves the Paris Agreement, was requested to support developing country Parties in preparing their first and subsequent BTRs. In the reporting period, the GEF has approved support to four countries to prepare their BTRs with \$5.4 million.

12. In addition to BTRs, the GEF has continued to support various other types of EAs. As at June 30, 2023, a total of 207 BURs have been approved in 132 countries, a total of 535 NCs have been approved in 152 countries, and a total of 87 BTRs have been approved in 69 countries.

13. In the reporting period, 20 non-Annex I Parties submitted their NCs, and 21 non-Annex I Parties submitted their BURs to the UNFCCC. Since January 1, 2022, BUR support for Parties to the Paris Agreement has been phased out.<sup>7</sup> By June 30, 2023, 61 BURs supported by the GEF were still under preparation.

14. The Global Support Program (GSP) for NCs, BURs and nationally determined contributions (NDCs), which closed in September 2021, provided support to more than 140 non-Annex I Parties to prepare NCs and BURs since its inception in 2015. The GSP and CBIT Global Coordination Platform (GCP) have been merged and entered a second phase. This merged support for enhanced transparency framework (ETF), called the CBIT GSP, is under implementation until the end of 2026, and focuses on assisting countries in transitioning to the BTR and ETF provisions while still providing support to the preparation of NCs. Expanding on the CBIT GCP and the GSP websites, a new Climate Transparency Platform was developed and launched in June 2023 during subsidiary bodies meetings in Bonn, Germany, providing a one-stop shop for the global climate transparency community, with latest events, knowledge products, overview of transparency projects and support providers as well as dedicated networking pages for South-South exchange and peer learning. Demonstration webinars on the platform were held for different user groups and networks to introduce the platform and sensitize the users to its functionalities.

### **Capacity Building Initiative for Transparency**

15. In response to the COP 21 decision adopting the Paris Agreement, the GEF supported the establishment and operationalization of the CBIT as a priority reporting-related need, through voluntary contributions during GEF-6. As at June 30, 2023, fourteen donors signed their respective contribution agreements, and the Trustee received the full pledged amount. The total donor contributions to the CBIT Trust Fund (CBIT TF) amounted to \$61.6 million. The active CBIT portfolio continues to include projects supported by the CBIT TF, approved prior to October 2018.

<sup>5</sup> Inclusive of GEF project financing, PPGs and Agency fees.

<sup>6</sup> Cabo Verde national project and two global initiatives (*Vulnerable Twenty Group Funding Program* and a global initiative to strengthen innovation and private sector engagement based on learning from the *Challenge Program for Adaptation Innovation*).

<sup>7</sup> GEF, 2020, *Information Note on the Financing of Biennial Transparency Reports for Developing Country Parties to the Paris Agreement*, Council Document GEF/C.59/Inf.19, paragraph 21.

16. As at June 30, 2023, the CBIT project portfolio comprised 89 projects, of which 83 are individual country projects, one is a regional project and five are global projects. Through its individual country projects and a regional project, the CBIT portfolio is providing support to 87 countries. The total CBIT support amounts to \$146.6 million, including GEF project financing, PPGs and Agency fees. Out of the 89 projects in the CBIT portfolio, eleven projects have been completed, four projects are at the concept stage and currently under development, 53 projects (59.5 percent) are under implementation, while 21 projects (23.6 percent) have been approved or endorsed by the GEF Chief Executive Officer (CEO) and are yet to start implementation. In the reporting period, the GEF Secretariat approved one country project with \$1.2 million of GEF project financing, PPGs and Agency fees. In addition, seven projects were approved by the GEF CEO<sup>8</sup> with \$9.5 million of GEF project financing, PPGs and Agency fees.

### Technology Transfer

17. The transfer of low-carbon and climate-resilient technology has been a key cross-cutting theme for the GEF since its establishment. In the reporting period, for CCM, one project framework document (PFD) and ten projects with technology transfer objectives or elements were approved with \$97.8 million in GEF funding, including PPGs and Agency fees, and \$1.6 billion in co-financing.<sup>9</sup> This amount includes funding for two global projects and one regional project. For CCA, three projects were approved that include financing toward CCA Objectives 1.3 and 2.2, totaling \$1.39 million, inclusive of GEF project financing, PPGs and Agency fees, leveraging \$1.63 million in co-financing.

### Private Sector and Blended Finance

18. GEF resources play a key role in piloting emerging innovative solutions, including technologies, management practices, supportive policies and strategies, and blended finance, which foster private sector engagement for technology and innovation, and, more importantly, scaling up. The private sector is expected to play a key role in supporting the objectives of the GEF-8 Climate Change Focal Area Strategy and GEF-8 Programming Strategy on Adaptation to Climate Change. In line with the GEF Private Sector Engagement Strategy (PSES),<sup>10</sup> prioritized interventions have potential to work strategically with multi-stakeholder platforms and foster a systematic approach to crowd in the private sector across the entire climate change portfolio.

19. As identified in the 2022 annual progress report of the PSES,<sup>11</sup> for all GEF-7 projects from the period October 2021 – October 2022 that have reached CEO endorsement, including those from the SCCF/LDCF and the GEFTF, including the SGP, MSPs, and excluding non-grant instruments (NGIs), the total number of engaged private sector entities is 1,410 across the 254 considered projects.

20. The Non-grant Instrument (NGI) Program, which builds on the lessons in blended finance learned during the GEF-6 NGI Pilot, expanded the financing envelope from \$110.0 million in GEF-6 to \$136.0 million in GEF-7, and 196 million in GEF-8. The selection of NGI projects follows a competitive process in which the GEF launches calls for proposals inviting Agencies to submit innovative projects with priorities for GEF-8 that cover Convention requirements and aim for multi-focal area benefits, including nature-based solutions (NbS).

21. The GEF launched one call for proposals in the reporting period (January 2023), and received six proposals, requesting \$82.2 million in financing. The process resulted in the selection of four projects, totaling \$51.57 million, including PPGs and Agency fees, which accounts for 26.3 percent of the total NGI Program resources. The four projects are leveraging \$1.85 million in co-financing and are expected to mitigate more than 26.5 Mt CO<sub>2</sub> eq in greenhouse gas (GHG) emissions as well as other significant global environment benefits (GEBs).

<sup>8</sup> These are two-step MSPs in Lebanon, Lesotho, Solomon Islands, Tajikistan, Tunisia, United Republic of Tanzania and Vanuatu. Their project identification forms (PIFs) have been approved in previous reporting periods.

<sup>9</sup> These projects are aligned with Pillar I of the Climate Change Mitigation Strategy “Promote innovation, technology development and transfer, and enabling policies for mitigation options with systemic impacts”. They include projects categorized in the areas of efficient use of energy and materials, decarbonized power systems and zero-emission mobility.

<sup>10</sup> GEF, 2020, *GEF’s Private Sector Engagement Strategy*, Council Document GEF/C.59/07/Rev.01.

<sup>11</sup> GEF, 2022, *GEF Private Sector Engagement Strategy Annual Report 2022*, Council Document GEF/C.63/Inf.08; GEF, 2022, *Private Sector Engagement Implementation Plan*, Council Document GEF/C.63/Inf.18.

## GEF Small Grants Programme

22. According to the latest SGP Annual Monitoring Report<sup>12</sup> (covering the period from July 2021 to June 2022), 258 CCM projects were completed (25 percent of all completed SGP projects for this period), with total GEF funding for the active CCM portfolio amounting to \$14.68 million, including PPGs and Agency fees, and co-financing of \$15.92 million. The majority of the CCM projects in the portfolio focused on the application of low-carbon technologies (68 percent).

23. In the reporting period, a global project of \$126.1 million of GEF funding was approved by the GEF Council in its June 2023 Work Program, including \$67.5 million from the SGP core window and \$70 million from System for Transparent Allocation of Resources (STAR) resources, inclusive of Agency fees. Of this amount, a total of \$10.7 million, inclusive of Agency fees, along with \$9.8 million in expected co-financing, is programmed from STAR allocation resources to support community-based grants targeting CCM objectives. The portfolio of new CCM projects at a country level generated by this global project is expected to cover larger amounts of GEF funding, given the use of core SGP funding and mobilized co-financing.

24. In the reporting period, the GEF Council approved the GEF SGP 2.0 Implementation Arrangements for GEF-8.<sup>13</sup> SGP 2.0 builds on the many past successes of SGP and seeks to expand the scale and scope of GEF efforts to support local actions by civil society actors, in support of higher innovation, local livelihoods, and the GEF's ambition to contribute to green and blue recovery and a healthier, more productive and resilient planet. The approved arrangements set out the framework of implementation of the SGP in GEF-8, including by establishing an approach and timeline to (i) start the selection process in 2023 of up to two new Agencies from the existing cohort of accredited GEF Agencies to serve, in addition to the United Nations Development Programme (UNDP), as core SGP implementing Agencies; and (ii) launch two new civil-society organization (CSO) initiatives providing complementary financing windows for the GEF to support and catalyze additional engagement, actions, and sustainable innovations of civil society actors, with the view to enhance their contribution to delivering results under multilateral environmental agreement (MEA) decisions and the GEF-8 strategy.

## Preparing an Inclusive Assembly

25. The Seventh GEF Assembly and associated meetings will be held from August 22 to 26, 2023. This GEF Assembly places strong emphasis on inclusion, fostering the GEF-8 whole-of-society approach. It will gather ministers, government officials, business leaders, prominent environmentalists, leaders of GEF Agencies and environmental conventions, together with a strong representation of indigenous peoples, CSOs, youth conservation leaders and women's groups.

26. The Partnership Forum is one avenue during the GEF Assembly for non-state actors to voice their rights and interests, share their experience and communicate their aspirations in relation to the GEF's mission.

27. To align with the vision of the host country Canada to make the Seventh GEF Assembly an inclusive Assembly and demonstrate GEF's commitment to engage with non-state actors, the GEF Secretariat launched the "Inclusive GEF Assembly Challenge Program." Based on an open call for submission of initiatives and engagement of GEF constituencies, the GEF Secretariat aims to select high-impact community-based initiatives that are delivering CCA and GEBs for vulnerable communities and ecosystems. These initiatives will be recognized at the Assembly and provided with a grant of up to \$100,000 to further enhance their impact through the SCCF.

## Gender Equality

28. Working closely with the entire GEF Partnership, the GEF Secretariat continues to ensure the substantive reflection of gender perspectives in all GEF-funded programs. As reflected in the 2022 progress report on the GEF Gender Implementation Strategy,<sup>14</sup> 100 percent of projects at CEO endorsement/approval stage, including those with CCM and CCA as focal areas, had detailed gender analysis and all planned to include gender-responsive results framework. The GEF Secretariat continued to raise visibility of gender issues in GEF projects as well as enhance

---

<sup>12</sup> [https://sgp.undp.org/our-approach-153/monitoring-and-evaluation/item/download/2423\\_10662e9d3d4c531f0f3550d1b7d233f3.html](https://sgp.undp.org/our-approach-153/monitoring-and-evaluation/item/download/2423_10662e9d3d4c531f0f3550d1b7d233f3.html)

<sup>13</sup> GEF, 2022, *GEF Small Grants Programme 2.0 Implementation Arrangements for GEF-8*, Council Document GEF/C.63/06/Rev.01.

<sup>14</sup> GEF, 2022, *Progress Report on the GEF Gender Implementation Strategy*, Council Document GEF/C.63/Inf.07.

engagements with women's organizations and other non-state stakeholders in its country and regional activities, including at the National Dialogue in the Philippines and various regional meetings and extended constituency workshops (ECWs), at UNFCCC COP 27 and at the GEF Council meetings.

29. To ensure coherence and synergies, the GEF Secretariat convenes the GEF Gender Partnership (GGP), which includes the UNFCCC Secretariat. As part of the GGP's workplan, the GEF Secretariat participated and actively engaged in the Collective Impact Gathering organized by the UNFCCC Secretariat gender team. Planned activities under the GGP include: updating the Open Online Course on Gender and Environment (climate change module), holding a webinar and/or joint capacity-building and awareness-raising session for the national gender and climate change focal points of the UNFCCC.

#### **Enhancing and Streamlining Access in GEF-8 Roll-out**

30. The GEF-8 replenishment resolution includes commitments to propose concrete actions to improve access for consideration by the GEF Council at its December 2023 meeting and work is in progress on this matter. More specifically, the GEF-8 Policy Recommendations include a continued commitment to enhancing the sustainability and inclusiveness of GEF programming and mandate cross-cutting efforts to streamline and implement further efficiency measures throughout GEF operations. Work on this matter in the reporting period included steps taken on project cycle simplification through streamlined templates, and enhanced engagement through regional and virtual workshops and programming support as part of the new Country Engagement Strategy (CES).<sup>15</sup>

31. The GEF-8 Strategy on Adaptation to Climate Change introduced additional operational policy improvements through the roll-out of three dedicated programs that will provide targeted support to communication and visibility (Dedicated Program I), outreach and capacity for country planning and programming (Dedicated Program II) and organizational learning and coordination (Dedicated Program III). In the reporting period, the GEF Secretariat has taken further action on communicating the value and progress of the LDCF and SCCF, organized two sub-regional workshops, and gathered initial reflections from GEF operational focal points (OFPs), UNFCCC focal points, other country representatives, and thematic technical specialists on priorities for learning focus areas through further regional workshops and other forums.

#### **Complementarity in Climate Finance and Long-term Vision**

32. The GEF Secretariat and the GCF Secretariat have continued to discuss and implement concrete measures to enhance complementarity, collaboration and coordinated engagement in the reporting period, particularly through advancing the implementation of their Long-term Vision on Complementarity, Coherence, and Collaboration (LTV).<sup>16</sup>

33. Full details on the implementation progress are included in the annual LTV Progress Report submitted to the 64<sup>th</sup> GEF Council meeting.<sup>17</sup>

34. Specific developments in the reporting period include: (i) strong engagement of senior GEF and GCF management and respective Secretariats, including during COP 27, during the 15<sup>th</sup> Conference of the Parties (COP 15) to the Convention on Biological Diversity (CBD), and meetings between members of the LTV Steering Committee; (ii) increased cross-participation in meetings at the global, regional, and national levels; (iii) coordination of an independent analysis of processes and policies of both funds to identify recommendations to support complementarity and coherence and assist developing countries and partners generate long-lasting results in CCM and CCA<sup>18</sup>; (iv) continued efforts to develop models for joint programming continued, both to seek country opportunities for blended, parallel and sequenced financing and to identify and jointly pursue important common themes for climate action; and (v) continued engagement of the GEF and GCF under the second phase workplan in 2022 of the Climate Funds Collaboration Platform on Results, co-chairing the first workshop focused on specific topics of relevance for the climate funds' monitoring practices.

<sup>15</sup> GEF, 2022, *Country Engagement Strategy Implementation Arrangements for GEF-8*, Council Document GEF/C.63/05.

<sup>16</sup> GEF, 2021, *Long-Term Vision on Complementarity, Coherence, and Collaboration between the Green Climate Fund and the Global Environment Facility*, Council Document GEF/C.60/08.

<sup>17</sup> GEF, 2023, *Progress Report on the Long-Term Vision on Complementarity, Coherence and Collaboration between the Green Climate Fund and the Global Environment Facility 2023*, Council Document GEF/C.64/Inf.07.

<sup>18</sup> GEF, 2023, *Relations with Conventions and Other Financial Institutions*, Council Document GEF/C.64/08, Annex 1.

**Developments in Multilateral Environmental Agreements**

35. In the reporting period, two major developments on MEAs took place: (i) new high seas treaty on biodiversity beyond national jurisdiction (BBNJ), and (ii) Kunming-Montreal Global Biodiversity Framework (GBF) and the establishment of the GBF Fund. They are addressed in this report, along with their relevance to climate change. The expansion of the MEA coverage and additional, simplified support opportunities are expected to have positive impacts on the GEF's ability to support global environmental priorities in an integrated manner, including climate change.

**Evaluations by the GEF Independent Evaluation Office**

36. The GEF Independent Evaluation Office (IEO) presented an evaluation of GEF EAs to the June 2022 Council meeting.

37. The evaluation confirmed that EAs play a strategic role beyond reporting to Conventions in the development of national policies, plans/strategies, and legal and regulatory frameworks. In addition, funding through this modality has helped countries identify needs; develop enabling environments for future projects; develop accurate data and baseline information and develop national capacities. MSP and FSP applications all reference Convention reports, strategies, and plans, as well as information from NCs and BURs. Country case studies in Jamaica, Madagascar and Thailand confirmed that EAs are providing a valuable input to development of additional projects.



## INTRODUCTION

1. In line with the Memorandum of Understanding (MoU) between the Conference of the Parties (COP) and the Global Environment Facility (GEF) Council, the GEF, an operating entity of the Financial Mechanism of the United Nations Framework Convention on Climate Change (UNFCCC), submits annual reports to the COP. This report to COP 28 covers the reporting period from July 1, 2022 to June 30, 2023, which corresponds to fiscal year 2023 (FY23). FY23 is the first year of the eighth replenishment of the GEF (GEF-8) programming cycle, which covers the period from July 2022 to June 2023. The GEF submitted the FY22 report to the UNFCCC Secretariat on August 22, 2022.<sup>19</sup>
2. This report covers the GEF support to climate change mitigation (CCM), climate change adaptation (CCA), technology transfer and capacity building. It also contains information on multilateral environmental agreement (MEA) landscape development relevant to climate change, the preparation of an inclusive GEF Assembly, the roll-out of GEF-8, and outcomes of program evaluation by the GEF Independent Evaluation Office (IEO).
3. The report consists of four parts: (i) GEF's response to the guidance from COP 27 and from the fourth meeting of the Conference of the Parties serving as the Meeting of the Parties to the Paris Agreement (CMA 4), as well as the conclusions of the 57<sup>th</sup> meeting of the Subsidiary Body for Implementation (SBI) and the Subsidiary Body for Scientific and Technological Advice (SBSTA); (ii) key updates ; (iii) GEF achievements; and (iv) evaluations by the GEF IEO.

---

<sup>19</sup> GEF, 2022, *Report of the GEF to the 27<sup>th</sup> Session of the COP to the UNFCCC*

## **PART I: GEF'S RESPONSE TO COP/CMA GUIDANCE**

### **1. GEF RELEVANCE FOR THE SHARM-EL-SHEIKH IMPLEMENTATION PLAN**

4. At COP 27, Parties agreed to the Sharm el-Sheikh Implementation plan, which has a strong focus on implementation and aims to strengthen action by countries to cut greenhouse gas (GHG) emissions and adapt to the inevitable impacts of climate change, as well as to boost the support of finance, technology and capacity-building needs in developing countries. The Plan also highlighted that a global transformation to a low-carbon economy is expected to require investments of at least \$4-6 trillion a year, and the funding gap that still exists in climate finance.

5. The Sharm el-Sheikh Implementation Plan included various elements of relevance for the GEF Trust Fund (GEF TF), the Least Developed Countries Fund (LDCF) and the Special Climate Change Fund (SCCF). The Plan encouraged further efforts, including by the operating entities of the Financial Mechanism, to simplify access to climate finance; and invited development partners, international financial institutions and the operating entities of the Financial Mechanism to provide support for implementation of the Early Warnings for All initiative. It also highlighted the role of the LDCF and the SCCF in supporting actions by developing countries to address climate change, welcomed the pledges made to the two Funds and invites developed countries to further contribute to them.

### **2. THE PARIS AGREEMENT, COP 27 AND CMA 4 DECISIONS AND CONCLUSIONS OF SBI 57 AND SBSTA 57**

6. The Paris Agreement and related COP decision affirmed the role of the GEF as part of the Financial Mechanism of the Convention. In accordance with the Article 9 of the Paris Agreement, the GEF is committed to serve the Paris Agreement as its financial mechanism.

7. The COP 27 and CMA 4 in 2022 provided specific guidance to the GEF. Key topics include: progress on programming with the conclusion of the GEF-8 cycle; improvement of operational efficiency in the GEF project cycle; efforts to scale up adaptation in small island developing States (SIDS) through the dedicated SCCF window and call for increased contributions to LDCF/SCCF; funding arrangements for responding to loss and damage associated with the adverse effects of climate change, including a focus on addressing loss and damage; progress on capacity-building activities, including those related to the enhanced transparency framework (ETF) requirements under the Paris Agreement (Capacity-building Initiative for Transparency (CBIT) and biennial transparency reports (BTRs)); expedited process for projects related to BTRs and further consultation on support to implementing the ETF.

8. As the financing mechanism serving several multilateral environmental agreements (MEAs), the GEF support for climate action through systemic interventions can also contribute to addressing other global environmental priorities. In particular, the GEF recognizes the interlinked global crises of climate change and biodiversity loss, and the potential for nature-based solutions (NbS) in delivering benefits for climate change mitigation (CCM), climate change adaptation (CCA) and other global environmental concerns.

9. The GEF continues to be responsive to previous relevant COP, Conference of the Parties serving as the Meeting of the Parties to the Kyoto Protocol (CMP) and CMA guidance/decisions by incorporating them into its CCM and CCA strategies, through approval of projects and programs, and by adapting its policies and procedures. Table 1 provides the updated GEF's response to the decisions by the COP 27 and CMA 4, and SBI and SBSTA conclusions.

**Table 1: Decisions by the COP 27 and CMA 4, Conclusions of SBI 57 and SBSTA 57 and GEF's Response**

| COP 27 Decision <sup>20</sup> / CMA 4 Decision <sup>21</sup> / SBI 57 Conclusion <sup>22</sup> / SBSTA 57 Conclusion <sup>23</sup>   | GEF's Response  |
|--|---|
| <b>COP 27 Decisions</b>  |   |
| <b>Decision 1/CP27: Sharm el-Sheikh Implementation Plan</b>  |   |
| <p><b>Paragraph 23:</b><br/> <i>Highlights</i> the role of the Least Developed Countries Fund and the Special Climate Change Fund in supporting actions by developing countries to address climate change, and <i>welcomed</i> the pledges made to the two Funds and <i>invited</i> developed countries to further contribute to the two Funds;</p>  | <p>The GEF appreciates pledges of \$105.6 million in total to the LDCF and SCCF<sup>24</sup> made at the Ministerial Dialogue and Pledging Session for the LDCF and SCCF held on the margins of COP 27. In particular, the GEF appreciates the new pledge of \$35 million towards SCCF's dedicated focus on SIDS as a key avenue of climate finance that is otherwise lacking. The GEF looks forward to additional contributions to the LDCF and SCCF in the GEF-8 period.</p>  |
| <p><b>Paragraph 30:</b><br/> <i>Welcomes</i> and reiterates the United Nations Secretary-General's call made on World Meteorological Day on 23 March 2022 to protect everyone on Earth through universal coverage of early warning systems against extreme weather and climate change within the next five years and <i>invites</i> development partners, international financial institutions and the operating entities of the Financial Mechanism to provide support for implementation of the Early Warnings for All initiative;</p> | <p>The GEF has been supporting activities that help countries to set up and operationalize early warning systems. In GEF-8, this support will continue, with a focus on bridging climate information value-chain gaps, expanding access to early warning systems, and striving for greater user uptake and application of climate information services under the GEF Programming Strategy on Adaptation to Climate Change for the LDCF and SCCF (2022-2026).</p>  |
| <p><b>Paragraph 42:</b><br/> <i>Emphasizes</i> the ongoing challenges faced by many developing country Parties in accessing climate finance and encourages further efforts, including by the operating entities of the Financial Mechanism, to simplify access to such finance;</p>  | <p>The GEF takes note of the encouragement to undertake further efforts to enhance access to finance and continues to work towards streamlining its operational procedures and increasing efficiency of access to its funds, in consultation with the other GEF partners, particularly the GEF Agencies. The GEF-8 replenishment resolution includes commitments to propose concrete actions for consideration by the GEF Council by December 2023 and work is in progress on this.<sup>25</sup> Furthermore, GEF-8 replenishment negotiations have simplified access to finance under the System for Transparent Allocation of Resources (STAR) by allowing for full flexibility across focal areas in the use of resources allocated to countries under STAR. In addition, the GEF revised and streamlined its funding application templates, including the forms available for the submission of project identification forms (PIFs) for medium-sized projects (MSPs) and full-sized projects (FSPs), program framework documents (PFDs) for multi-country programs, and the template to request enabling activity (EA) funding for reporting obligations.</p> |

<sup>20</sup> COP 27 decisions are available at: <https://unfccc.int/event/cop-27>

<sup>21</sup> CMA 4 decisions are available at: <https://unfccc.int/event/cma-4>

<sup>22</sup> SBI 57 conclusions are available at: <https://unfccc.int/event/sbi-57>

<sup>23</sup> SBSTA 57 conclusions are available at: <https://unfccc.int/event/sbsta-57>

<sup>24</sup> The GEF Secretariat organized the Ministerial Dialogue and Pledging Session for the LDCF and SCCF on the margins of COP 27 in Sharm el-Sheikh on November 15, 2022, which generated a pledge of \$70.6 million for the LDCF and \$35 million for the SCCF from eight donors (Belgian region of Wallonia, Denmark, Finland, Germany, Ireland, Slovenia, Sweden and Switzerland).

<sup>25</sup> The GEF-8 Replenishment Resolution is included in the Summary of Negotiations of the Eighth Replenishment of the GEF Trust Fund (Council Document GEF/C.62/03).

| COP 27 Decision <sup>20</sup> / CMA 4 Decision <sup>21</sup> / SBI 57 Conclusion <sup>22</sup> / SBSTA 57 Conclusion <sup>23</sup>   | GEF's Response  |
|--|---|
|  | Additional efforts are ongoing within the GEF Partnership to identify adjustments that could further contribute to streamlining and simplifying the processes for countries, Council and Agencies in designing, approving and executing GEF projects, ultimately reducing the overall timeline and effort required for countries to access GEF resources.   |
| <b>Decision 2/CP.27: Funding arrangements for responding to loss and damage associated with the adverse effects of climate change, including a focus on addressing loss and damage;</b>  |   |
| <p><b>Paragraph 7:</b><br/>(d) <i>Invited</i> United Nations agencies, intergovernmental organizations, and bilateral, multilateral and international financial institutions to submit inputs on how they might enhance access to and/or the speed, scope and scale of availability of finance for activities relevant to addressing loss and damage, including potential limitations and barriers and options for addressing them;</p>  | <p>The GEF is actively following discussions in relation to this Decision and providing necessary inputs. At the first Transitional Committee meeting, the GEF presented ongoing support that helps countries to address loss and damage within the scope of CCA.</p> <p>In addition, as requested by the UNFCCC Secretariat, the GEF has seconded two members of the GEF Secretariat as members of the technical support unit that supports the work of the Transitional Committee on the operationalization of the new funding arrangements and fund for loss and damage.</p>   |
| <p><b>Paragraph 11:</b><br/><i>Invite</i> the United Nations Secretary-General to convene the principals of international financial institutions and other relevant entities with a view to identifying the most effective ways to provide funding to respond to needs related to addressing loss and damage associated with the adverse effects of climate change;</p>  | Noted.  |
| <p><b>Paragraph 12:</b><br/><i>Also invite</i> international financial institutions to consider, at the 2023 Spring Meetings of the World Bank Group and the International Monetary Fund, the potential for such institutions to contribute to funding arrangements, including new and innovative approaches, responding to loss and damage associated with the adverse effects of climate change;</p>   | Noted.  |
| <p><b>Paragraph 13:</b><br/><i>Reiterate</i> decision 1/CMA.3, paragraph 64, in which developed country Parties, the operating entities of the Financial Mechanism, United Nations entities and intergovernmental organizations and other bilateral and multilateral institutions, including non-governmental organizations and private sources, are urged to provide enhanced and additional support for activities addressing loss and damage associated with the adverse effects of climate change;</p> | <p>While the GEF has not received a specific mandate to support loss and damage, it has been supporting activities that help countries address and mitigate risk, such as early warning systems and insurance, within the scope of its LDCF/SCCF support. A recent initiative with the Vulnerable Twenty (V20) is a good example.</p> <p>In GEF-8, this support is continuing, with a focus on bridging climate information value-chain gaps, expanding access to early warning systems, and striving for greater user uptake and application of climate information services under the GEF Programming Strategy on Adaptation to Climate Change for the LDCF and SCCF (2022-2026).</p> |

| COP 27 Decision <sup>20</sup> / CMA 4 Decision <sup>21</sup> / SBI 57 Conclusion <sup>22</sup> / SBSTA 57 Conclusion <sup>23</sup>   | GEF's Response   |
|--|--|
| <b>Decision 3/CP.27: Sharm el-Sheikh joint work on implementation of climate action on agriculture and food security</b>   |  |
| <p><b>Paragraph 5:</b><br/> <i>Welcomes</i> the participation of representatives of constituted bodies, the operating entities of the Financial Mechanism, the Adaptation Fund, the Special Climate Change Fund, the Least Developed Countries Fund and observer organizations in workshops under the Koronivia joint work on agriculture</p>  | Noted.   |
| <p><b>Paragraph 11:</b><br/> <i>Underscores</i> the importance of constituted bodies and the operating entities of the Financial Mechanism taking into account the conclusions of the subsidiary bodies in implementing their actions and workplans, according to their mandates;</p>  | Noted.   |
| <p><b>Paragraph 14:</b><br/> <i>Requests</i> the Subsidiary Body for Scientific and Technological Advice and the Subsidiary Body for Implementation to establish the four-year Sharm el-Sheikh joint work on implementation of climate action on agriculture and food security, including implementation of the outcomes of the Koronivia joint work on agriculture and previous activities addressing issues related to agriculture, as well as future topics, recognizing that solutions are context-specific and take into account national circumstances, with the following objectives:<br/>           (b) Enhancing coherence, synergies, coordination, communication and interaction between Parties, constituted bodies and workstreams, the operating entities of the Financial Mechanism, the Adaptation Fund, the Least Developed Countries Fund and the Special Climate Change Fund in order to facilitate the implementation of action to address issues related to agriculture and food security;<br/>           (d) Providing support and technical advice to Parties, constituted bodies and the operating entities of the Financial Mechanism on climate action to address issues related to agriculture and food security, respecting the Party-driven approach and in accordance with their respective procedures and mandates;</p> | Noted. The GEF is ready to engage with the SBSTA, Parties, constituted bodies and workstreams in the context of the four-year Sharm el-Sheikh joint work on implementation of climate action on agriculture and food security. |
| <p><b>Paragraph 15:</b><br/> <i>Also requests</i> the secretariat to support the joint work by holding in-session workshops in hybrid format, facilitating both virtual and in-person participation, on agreed topics related to agriculture and food security at the first regular sessions of the subsidiary bodies each year and inviting representatives of the</p>  | Noted.   |

| COP 27 Decision <sup>20</sup> / CMA 4 Decision <sup>21</sup> / SBI 57 Conclusion <sup>22</sup> / SBSTA 57 Conclusion <sup>23</sup>   | GEF's Response   |
|--|--|
| <p>constituted bodies under the Convention, the operating entities of the Financial Mechanism, the Adaptation Fund, the Least Developed Countries Fund and the Special Climate Change Fund and observers to them.</p>  |  |
| <p><b>Decision 10/CP.27: Matters relating to the least developed countries</b></p>   |  |
| <p><b>Paragraph 10:</b><br/> <i>Underscore</i> the importance of developing project pipelines and proposals for implementing adaptation actions associated with the priorities in the national adaptation plans of the least developed countries and encourage relevant organizations, as well as operating entities of the Financial Mechanism, to enhance support to the least developed countries in this regard;</p>   | <p>The GEF-8 CCA strategy recognizes the importance of developing project pipelines and proposals for implementing CCA actions. Therefore, the strategy introduced three dedicated programs that contribute to project pipelines and proposals. The dedicated program on “<i>Outreach and Capacity Support for LDC and SIDS Planning and Programming</i>” directly responds to the countries’ need to strengthen the design of LDCF project concepts for greater CCA impact, and to enhance access to CCA finance and enable coordinated programming across various funding sources.</p> <p>Furthermore, the GEF Secretariat is collaborating with other operating entities of the Financial Mechanism and the UNFCCC to support activities to formulate technical guidelines for the implementation of national adaptation plans.</p> |
| <p><b>Paragraph 11:</b><br/> <i>Note with appreciation</i> the financial pledges, totalling USD 70.6 million, made by the Governments of Denmark, Finland, Germany, Ireland, Slovenia, Sweden and Switzerland and the government of the Walloon Region of Belgium to the Least Developed Countries Fund and urge additional contributions to the Fund;</p>   | <p>The GEF appreciates the pledges to the LDCF made at the Ministerial Dialogue and Pledging Session for the LDCF and SCCF held on the margins of COP 27.</p> <p>The GEF looks forward to additional contributions to the LDCF and SCCF in the GEF-8 period.</p>   |
| <p><b>Annex Paragraph XIII – 57:</b><br/> <i>Decides</i> that the least developed countries expert group shall invite the secretariats of the Green Climate Fund, the Global Environment Facility and the Adaptation Fund to its meetings to discuss collaboration in supporting the least developed countries.</p>  | <p>Noted.</p>  |
| <p><b>Decision 13/CP.27: Long-term climate finance</b></p>   |  |
| <p><b>Paragraph 5:</b><br/> <i>Welcomes</i> the recent pledges made to the Adaptation Fund (totalling USD 211.6 million), the Least Developed Countries Fund (totalling USD 70.6 million), the Special Climate Change Fund (totalling USD 35.0 million) and the eighth replenishment of the Global Environment Facility (totalling USD 5.3 billion and with a climate-related finance target of no less than 80 per cent of all funding commitments in the eighth replenishment period) and urges developed country Parties to fulfil their pledges on time;</p> | <p>The GEF appreciates the pledges made to the GEF Trust Fund (GEFTF), LDCF and SCCF, and looks forward to additional contributions to the LDCF and SCCF in the GEF-8 period.</p>  |

| COP 27 Decision <sup>20</sup> / CMA 4 Decision <sup>21</sup> / SBI 57 Conclusion <sup>22</sup> / SBSTA 57 Conclusion <sup>23</sup>   | GEF's Response   |
|--|--|
| <p><b>Paragraph 8:</b><br/> <i>Also reiterates</i> that a significant amount of adaptation finance should flow through the operating entities of the Financial Mechanism, the Adaptation Fund, the Least Developed Countries Fund and the Special Climate Change Fund;</p>   | Noted.   |
| <p><b>Paragraph 9:</b><br/> <i>Emphasizes</i> the need for further efforts to enhance access to climate finance, including through harmonized, simplified and direct access procedures;</p>  | <p>In the reporting period, the GEF has continued to undertake efforts to enhance access to climate finance by the Parties, including through the streamlining of its funding request templates for projects, programs and EAs.</p> <p>The GEF has also continued its engagement with the Green Climate Fund (GCF) in the context of the LTV and with the Taskforce on Access to Climate Finance, as encouraged by Decision 12/CMA.3, to support an initial group of five pilot countries in carrying out coordinated and joint programming between the GEF and GCF, and to further coordinate and improve on the on-the-ground delivery of climate finance.</p> |
| <p><b>Paragraph 11:</b><br/> <i>Reiterates</i> that the secretariat, in collaboration with the operating entities of the Financial Mechanism, United Nations agencies and bilateral, regional and other multilateral channels, will continue to explore ways and means to assist developing country Parties in assessing their needs and priorities in a country-driven manner, including their technological and capacity-building needs, and in translating climate finance needs into action</p>  | <p>The GEF continues to provide support to developing country Parties in assessing their needs and priorities in a country-driven manner, including technology and capacity-building needs, and in translating climate finance needs into action. Among other efforts, the GEF continues to provide resources for transparency-related capacity-building through the CBIT, for technology needs assessments (TNAs), and for other initiatives such as expanded constituency workshops (ECWs), in an effort to enhance the abilities of developing countries to assess their needs and priorities and to translate climate finance needs into action.</p>         |
| <p><b>Decision 17/CP.27: Report of the Global Environment Facility to the Conference of the Parties and guidance to the Global Environment Facility</b></p>  |  |
| <p><b>Paragraph 1:</b><br/> <i>Welcomes</i> the report of the Global Environment Facility to the Conference of the Parties at its twenty-seventh session and its addendum, including the response of the Global Environment Facility to the guidance received from the Conference of the Parties;</p>  | Noted.   |
| <p><b>Paragraph 2:</b><br/> <i>Also welcomes</i> the work undertaken by the Global Environment Facility during the reporting period 1 July 2021 to 30 June 2022, including:</p> <p>(a) The approval of 86 climate change projects and programmes under the Global Environment Facility Trust Fund, the Least Developed Countries Fund and the Special Climate Change Fund;</p> <p>(b) The continued integration of climate change priorities into its other focal areas and integrated programmes and the expected avoidance or sequestration of 76.6 million tonnes of carbon dioxide equivalent achieved through such integration;</p> | Noted with appreciation of recognition of the work undertaken.   |

| COP 27 Decision <sup>20</sup> / CMA 4 Decision <sup>21</sup> / SBI 57 Conclusion <sup>22</sup> / SBSTA 57 Conclusion <sup>23</sup>  | GEF's Response   |
|---|--|
| <p>(c) The continued implementation of the long-term vision on complementarity, coherence and collaboration between the Green Climate Fund and the Global Environment Facility;</p> <p>(d) The creation of a competitive window in the System for Transparent Allocation of Resources amounting to 8 per cent of the System for Transparent Allocation of Resources allocation for the five top recipient countries under this system;</p>  |  |
| <p><b>Paragraph 3:</b><br/><i>Further welcomes</i> the conclusion of the eighth replenishment of the Global Environment Facility amounting to USD 5.3 billion, while noting that overall resources available for programming for the climate change focal area in the eighth replenishment increased by 6 per cent compared with the resources available in the seventh replenishment;</p>  | Noted.   |
| <p><b>Paragraph 4:</b><br/><i>Welcomes</i> the integrated programming approach of the Global Environment Facility across all five of its focal areas, which should help it to maximize the global environmental benefits of its support;</p>  | Noted.   |
| <p><b>Paragraph 5:</b><br/><i>Notes</i> the adoption of the private sector engagement strategy by the Global Environment Facility Council at its 59th meeting and the renewed non-grant instrument under the eighth replenishment of the Global Environment Facility and encourages the Global Environment Facility to enhance its efforts to mobilize and engage with the private sector during the eighth replenishment period;</p>       | Noted.   |
| <p><b>Paragraph 6:</b><br/><i>Welcomes</i> the increased allocation of resources to small island developing States and the least developed countries in the eighth replenishment of the Global Environment Facility under the System for Transparent Allocation of Resources, including through harmonizing the small island developing State floors with the least developed country floors and raising these floors to USD 8 million;</p> | Noted.   |
| <p><b>Paragraph 7:</b><br/><i>Appreciates</i> the efforts of the Global Environment Facility secretariat to scale up adaptation finance for small island developing States through the designation of a dedicated window under the Special Climate Change Fund for supporting the adaptation needs of small island developing States and encourages</p>   | The GEF takes note of the appreciation and looks forward to additional contributions to the LDCF and SCCF in the GEF-8 period. |



| COP 27 Decision <sup>20</sup> / CMA 4 Decision <sup>21</sup> / SBI 57 Conclusion <sup>22</sup> / SBSTA 57 Conclusion <sup>23</sup>   | GEF's Response  |
|--|---|
| <p>continued and increased voluntary contributions of financial resources to the Least Developed Countries Fund and the Special Climate Change Fund in line with the Global Environment Facility's 2022–2026 programming strategy on adaptation to climate change for the Least Developed Countries Fund and the Special Climate Change Fund;</p>  |   |
| <p><b>Paragraph 8:</b><br/> <i>Also encourages</i> the Global Environment Facility, in administering the Least Developed Countries Fund and the Special Climate Change Fund, to support developing country Parties in implementing national adaptation plans and other national adaptation planning processes and urges developed country Parties to increase their voluntary contributions to the Least Developed Countries Fund and the Special Climate Change Fund;</p> | <p>The GEF looks forward to additional contributions to the LDCF and SCCF in the GEF-8 period.</p>  |
| <p><b>Paragraph 9:</b><br/> <i>Encourages</i> the Global Environment Facility to work towards implementing its programming strategy on adaptation to climate change for the Least Developed Countries Fund and the Special Climate Change Fund during the eighth replenishment of the Global Environment Facility so as to effectively assist developing countries;</p>  | <p>The GEF will make concerted efforts to effectively implement the Programming Strategy on Adaptation to Climate Change for the LDCF and the SCCF.<br/> The GEF looks forward to additional contributions to the LDCF and SCCF in the GEF-8 period.</p>  |
| <p><b>Paragraph 10:</b><br/> <i>Requests</i> the Global Environment Facility to continue to foster greater diversity of its implementing agencies, building on the comparative advantages of the various agencies and taking into account recipient country priorities;</p>  | <p>The GEF-8 Replenishment Resolution included a request for the Secretariat to monitor and report on the achievement of diversification efforts – particularly an aspirational target for the regional multilateral development banks and the International Fund for Agricultural Development (IFAD), whose collective share should reach at least ten percent of the approved amounts in GEF-8, and a notional limit of 30 percent on programming by any one GEF Agency.</p>  |
| <p><b>Paragraph 11:</b><br/> <i>Calls</i> on the Global Environment Facility to enhance its support, within its mandate, for implementing the enhanced Lima work programme on gender and its gender action plan;</p>   | <p>The GEF Secretariat implements the enhanced Lima work programme on gender and its gender action plan with guidance by its Gender Policy and Gender Equality Implementation Strategy. In 2022, 100 percent of projects at Chief Executive Officer (CEO) endorsement/approval stage had detailed gender analysis and all planned to include gender-responsive results framework. These include projects that support the gender-responsive implementation of the UNFCCC, including its gender action plan. The GEF Gender Partnership (GGP), convened by the GEF Secretariat, is working with the UNFCCC Secretariat to support the implementation of the enhanced Lima work programme on gender and its gender action plan. Planned activities under the GGP include, among other: updating the e-course on gender and the environment (climate change module), holding a webinar and/or joint capacity-building and awareness-raising session for the national gender and climate change focal points of the UNFCCC.</p> |

| COP 27 Decision <sup>20</sup> / CMA 4 Decision <sup>21</sup> / SBI 57 Conclusion <sup>22</sup> / SBSTA 57 Conclusion <sup>23</sup>   | GEF's Response   |
|--|--|
| <p>Paragraph 12:<br/>Encourages the Global Environment Facility secretariat to recommend further streamlining measures aimed at reducing transaction costs for all implementing agencies, reducing administrative costs and facilitating increased access by multilateral development banks;</p> | <p>The GEF Secretariat takes note of the encouragement to undertake further efforts to enhance access to finance and continues to work towards streamlining its operational procedures and increasing efficiency of access to its funds, in consultation with the other GEF partners, particularly the GEF Agencies. The GEF-8 Replenishment Resolution includes commitments to propose concrete actions for consideration by the GEF Council by December 2023 and work is in progress on this.</p> <p>In the reporting period, the GEF Secretariat has revised and streamlined its funding application templates, including the forms available for the submission of PIFs for MSPs and FSPs, PFDs, and the template to request EA funding for reporting obligations. Based on the preliminary observations in the first year of GEF-8, the use of the new templates has resulted in substantially shorter funding applications.</p> <p>In addition, efforts are ongoing within the GEF Partnership to identify adjustments that could further contribute to streamlining and simplifying the process for countries, Council and Agencies in designing, approving and executing GEF projects, ultimately reducing the overall timeline and effort required for countries to access GEF resources.</p> <p>In relation to multilateral development banks (MDBs), the GEF is working towards addressing the following GEF-8 policy commitment: "Participants request the Secretariat to monitor and report on the achievement of an aspirational target for the regional multilateral development banks and IFAD, whose collective share should reach at least 10 percent of the approved amounts during GEF-8."</p> <p>To this end, the GEF has also initiated efforts to further communicate to countries about the importance of considering working with Agencies across the GEF Partnership, including by considering MDBs as an implementing Agency. This effort is further supported by making available to countries Agency Factsheets, prepared by the GEF Secretariat, that present the experience of an Agency, including the World Bank and regional development banks, within the GEF Partnership in terms of commitments, focal area focus and regional distribution, among other elements. This tool was piloted in March 2023 at the Country Support Program's ECW held in Maputo, Mozambique, with the participation of countries from Southern Africa.</p> |
| <p>Paragraph 13:<br/><i>Requests</i> the Global Environment Facility to report on its efforts to deliver the increased per-project funding ceiling under its Small Grants Programme agreed on during the eighth replenishment process;</p>   | <p>The Small Grant Programme (SGP) funding has increased from \$128 million in GEF-7 to \$155 million in GEF-8. The SGP core funding will be equally distributed to all 144 GEF recipient countries, meaning each country will receive \$937,500 (including Agency fees and non-grant activities). Countries can add additional funding up to 10 percent of their GEF-8 STAR allocation, to a maximum of \$5 million (which, however, is not a requirement). The first tranche of the SGP funding was approved by the GEF Council in June 2023.</p>  |
| <p>Paragraph 14:<br/><i>Welcomes</i> the Global Environment Facility's commitment to maintain an ambitious level of direct and indirect climate co-benefits in its eighth replenishment;</p>   | <p>Noted.</p>  |

| <b>COP 27 Decision<sup>20</sup> / CMA 4 Decision<sup>21</sup> / SBI 57 Conclusion<sup>22</sup> / SBSTA 57 Conclusion<sup>23</sup></b>   | <b>GEF's Response</b>   |
|---|---|
| <p><b>Paragraph 15:</b><br/> <i>Requests</i> the Global Environment Facility to further explore ways to provide support to developing country Parties for assessing their needs and priorities in a country-driven manner, including technology and capacity-building needs, and for translating climate finance needs into action;</p>   | <p>The GEF continues to provide support to developing country Parties in assessing their needs and priorities in a country-driven manner, including technology and capacity-building needs, and in translating climate finance needs into action. Among other efforts, the GEF continues to provide resources for the CBIT, TNAs, and other initiatives such as ECWs.</p>   |
| <p><b>Paragraph 16:</b><br/> <i>Urges</i> the further enhancement of the support provided by the Global Environment Facility for activities related to technology training, funding for technology development and transfer and capacity-building;</p>  | <p>Refer to response under Paragraph 15.</p>  |
| <p><b>Paragraph 17:</b><br/> <i>Encourages</i> the continuing engagement of the Global Environment Facility with the Green Climate Fund, including in implementing the Long-term Vision on Complementarity, Coherence and Collaboration between the Green Climate Fund and the Global Environment Facility;</p>   | <p>Noted. The GEF and GCF have continued their engagement in the reporting period and a Progress Report, summarizing the specific activities and achievements from such engagement, has been submitted as information document to the GEF 64<sup>th</sup> Council meeting in June 2023 as well as to the GCF Board meeting in the fall of 2023.</p>   |
| <p><b>Paragraph 18:</b><br/> <i>Requests</i> the Global Environment Facility, as appropriate, to ensure that its policies and procedures related to the consideration and review of funding proposals are duly followed in an efficient manner;</p>   | <p>Noted. The GEF duly follows its policies and procedures related to the consideration and review of funding proposals in an efficient manner.</p>   |
| <p><b>Paragraph 21:</b><br/> <i>Also requests</i> the Global Environment Facility to include in its annual report to the Conference of the Parties information on the steps it has taken to implement the guidance provided in this decision;</p>   | <p>Noted.</p>   |
| <p><b>Decision 18/CP.27: Enhancing climate technology development and transfer through the Technology Mechanism;</b></p>  |   |
| <p><b>Paragraph 9:</b><br/> <i>Welcomes</i> the collaboration of the Technology Executive Committee and the Climate Technology Centre and Network with the operating entities of the Financial Mechanism and strongly encourages the two bodies to continue such collaboration with a view to enhancing the capacity of developing countries to prepare project proposals and facilitating their access to available funding for technology development and transfer;</p> | <p>The GEF continues to collaborate with the Technology Executive Committee (TEC) and the Climate Technology Centre and Network (CTCN) in enhancing the capacity of developing countries to access available funding for technology development and transfer. Among others, the National Designated Entities (NDEs) of the CTCN have been invited to GEF's National Dialogues. National Dialogues, organized at the request of the GEF's Operational Focal Point (OFP), are a strategic tool for convening all relevant national stakeholders in a country to discuss and agree on the prioritization and programming of GEF resources, including on technology development and transfer.</p> |
| <p><b>Paragraph 10:</b><br/> <i>Acknowledges</i> the work on incubators and accelerators planned by the Technology Executive Committee and the Climate Technology Centre and Network under the joint work programme and invites the two bodies to continue to work with developing</p>  | <p>Noted.</p>   |

| COP 27 Decision <sup>20</sup> / CMA 4 Decision <sup>21</sup> / SBI 57 Conclusion <sup>22</sup> / SBSTA 57 Conclusion <sup>23</sup>  | GEF's Response  |
|---|---|
| country Parties, in particular the least developed country Parties and small island developing States, to promote the use of incubators and accelerators and to support the development of funding proposals that incorporate their use for submission to the operating entities of the Financial Mechanism;  |   |
| <b>Decision 19/CP.27: Annual technical progress report of the Paris Committee on Capacity-building for 2022</b>   |   |
| <p><b>Paragraph 2:</b><br/> <i>Invites</i> Parties, as appropriate, the operating entities of the Financial Mechanism, the constituted bodies under the Convention, United Nations organizations, observers and other stakeholders to consider the recommendations referred to in paragraph 1 above<sup>26</sup> and to take any necessary action, as appropriate and in accordance with their mandates;</p>  | Noted. The recommendations included in the annual technical progress report of the Paris Committee on Capacity-building (PCCB) referenced in this paragraph are directed to Parties.  |
| <b>Decision 20/CP.27: Report of the forum on the impact of the implementation of response measures</b>  |   |
| <p><b>Paragraph 25:</b><br/> <i>Encourage</i> relevant agencies, financial institutions and UNFCCC constituted bodies to enhance support for addressing issues related to the assessment and analysis of the impacts of the implementation of mitigation actions, policies and programmes, including nationally determined contributions and long-term low-emission development strategies, with a view to addressing the adverse impacts and maximizing opportunities;</p> | Noted. This decision is for those mentioned in this paragraph, which does not include the GEF.  |
| <b>Decision 23/CP.27: Action plan under the Glasgow work programme on Action for Climate Empowerment</b>  |   |
| <p><b>Paragraph 4:</b><br/> <i>Recall</i> that, under the Glasgow work programme:<br/>           (b) multilateral and bilateral institutions and organizations, including the operating entities of the Financial Mechanism, as appropriate, were invited to provide financial support for Action for Climate Empowerment activities.</p>   | The GEF provides support through responding to applications from one of the GEF Agencies. While the GEF Secretariat has not received funding requests explicitly related to the Action for Climate Empowerment (ACE) activities, in calendar year 2022, the GEF provided more than \$9.8 million towards education, training and public awareness through its regular CCM and CCA programming. In addition, many NC EAs contain components that provide support for education, training and public awareness. |
| <b>Decision 24/CP.27: Intermediate review of the implementation of the gender action plan</b>   |   |
| <p><b>Paragraph 12:</b><br/> <i>Also encourages</i> Parties and relevant public and private entities to strengthen the gender responsiveness of climate finance with a view</p>   | The GEF is committed to successfully implementing its gender action plan. In 2022, 100 percent of GEF projects at CEO endorsement/approval stage had very detailed gender analysis and all planned to include gender-responsive results   |

<sup>26</sup> Paragraph 1 of Decision 19/CP.27 “Welcomes the annual technical progress report of the Paris Committee on Capacity-building for 2022 and takes note of the recommendations therein.”

| COP 27 Decision <sup>20</sup> / CMA 4 Decision <sup>21</sup> / SBI 57 Conclusion <sup>22</sup> / SBSTA 57 Conclusion <sup>23</sup>  | GEF's Response  |
|---|---|
| to further building the capacity of women and for implementation work under the gender action plan, and in order to facilitate simplified access to climate finance for grass-roots women's organizations as well as for indigenous peoples, especially women, and local communities;   | framework. The GEF will continue implementing its gender action plan, guided by the lessons learned and best practices from GEF-7, and the GEF-8 Policy Directions. |
| <b>CMA 4 decisions</b><br><b>Decision 1/CMA.4: Sharm el-Sheikh Implementation Plan</b>  |   |
| <b>Paragraph 49:</b><br><i>Welcomes</i> and reiterates the United Nations Secretary-General's call made on World Meteorological Day on 23 March 2022 to protect everyone on Earth through universal coverage of early warning systems against extreme weather and climate change within the next five years and <i>invites</i> development partners, international financial institutions and the operating entities of the Financial Mechanism to provide support for implementation of the Early Warnings for All initiative; | Refer to the response under paragraph 30, Decision 1/CP.27.   |
| <b>Paragraph 66:</b><br><i>Emphasizes</i> the ongoing challenges faced by many developing country Parties in accessing climate finance and <i>encourages</i> further efforts, including by the operating entities of the Financial Mechanism, to simplify access to such finance;   | Refer to the response under paragraph 42, Decision 2/CP.27.   |
| <b>Decision 2/CMA.4: Funding arrangements for responding to loss and damage associated with the adverse effects of climate change, including a focus on addressing loss and damage</b>  |   |
| <b>Paragraph 7:</b><br>(d) <i>Invite</i> United Nations agencies, intergovernmental organizations, and bilateral, multilateral and international financial institutions to submit inputs on how they might enhance access to and/or the speed, scope and scale of availability of finance for activities relevant to addressing loss and damage, including potential limitations and barriers and options for addressing them;  | Refer to the response under paragraph 7, Decision 2/CP.27.  |
| <b>Paragraph 11:</b><br><i>Invite</i> the United Nations Secretary-General to convene the principals of international financial institutions and other relevant entities with a view to identifying the most effective ways to provide funding to respond to needs related to addressing loss and damage associated with the adverse effects of climate change;   | Refer to the response under paragraph 11, Decision 2/CP.27.   |
| <b>Paragraph 12:</b><br><i>Also invite</i> international financial institutions to consider, at the 2023 Spring Meetings of the World Bank Group and the International  | Refer to the response under paragraph 12, Decision 2/CP.27.   |

| COP 27 Decision <sup>20</sup> / CMA 4 Decision <sup>21</sup> / SBI 57 Conclusion <sup>22</sup> / SBSTA 57 Conclusion <sup>23</sup>   | GEF's Response  |
|--|---|
| <p>Monetary Fund, the potential for such institutions to contribute to funding arrangements, including new and innovative approaches, responding to loss and damage associated with the adverse effects of climate change;</p>   |   |
| <p><b>Paragraph 13:</b><br/> <i>Reiterate</i> decision 1/CMA.3, paragraph 64, in which developed country Parties, the operating entities of the Financial Mechanism, United Nations entities and intergovernmental organizations and other bilateral and multilateral institutions, including non-governmental organizations and private sources, are urged to provide enhanced and additional support for activities addressing loss and damage associated with the adverse effects of climate change;</p>  | <p>While the GEF has not received a specific mandate to support loss and damage, it has been supporting activities that help countries address and mitigate risk, such as early warning systems and insurance, within the scope of CCA. In GEF-8, this support will continue, with a focus on bridging climate information value-chain gaps, expanding access to early warning systems, and striving for greater user uptake and application of climate information services under the GEF Programming Strategy on Adaptation to Climate Change for the LDCF and SCCF (2022- 2026).</p> |
| <p><b>Decision 5/CMA.4: New collective quantified goal on climate finance</b></p>  |   |
| <p><b>Paragraph 11:</b><br/> <i>Requests</i> the co-chairs of the ad hoc work programme on the new collective quantified goal on climate finance, with a view to significantly advancing substantive progress in 2023, to, inter alia, invite Parties, constituted bodies under the Convention and the Paris Agreement, the operating entities of the Financial Mechanism, climate finance institutions, observers and observer organizations and other stakeholders, particularly from the private sector, to submit inputs via the submission portal on each technical expert dialogue to be held, on the basis of guiding questions well in advance of each technical expert dialogue to allow for those inputs to be reflected in the organization of the dialogues.</p> | <p>The GEF is ready to respond to an invite from the co-chairs of the ad hoc work programme on the collective quantified goal on climate finance to engage more actively on this agenda item, including via submission of inputs on the expert dialogue process.</p>  |
| <p><b>Decision 8/CMA.4: Matters relating to the work programme under the framework for non-market approaches referred to in Article 6, paragraph 8, of the Paris Agreement</b></p>   |   |
| <p><b>Paragraph 18:</b><br/> <i>Requests</i> the Chair of the Subsidiary Body for Scientific and Technological Advice, as the convener of the Glasgow Committee on Non-market Approaches, to invite representatives of relevant UNFCCC constituted bodies and institutional arrangements under or serving the Paris Agreement and/or the Convention, which may include the Adaptation Fund, the Climate Technology Centre and Network, the Global Environment Facility, the Green Climate Fund, the Local Communities and Indigenous Peoples Platform, the Paris Committee on Capacity-building, the Standing Committee on Finance and the Technology Executive Committee, to a meeting held in conjunction</p>  | <p>The GEF is ready to respond to an invitation from the Chair of the SBSTA, as the convener of the Glasgow Committee on Non-market Approaches, to a meeting convened on the topic of non-market approaches referred to in Article 6.8 of the Paris Agreement.</p>  |

| COP 27 Decision <sup>20</sup> / CMA 4 Decision <sup>21</sup> / SBI 57 Conclusion <sup>22</sup> / SBSTA 57 Conclusion <sup>23</sup>  | GEF's Response   |
|---|--|
| with the fifty-eighth session of the Subsidiary Body for Scientific and Technological Advice (June 2023) and organized with the assistance of the secretariat, with the aim of enhancing collaboration between the Glasgow Committee and relevant constituted bodies and institutional arrangements under or serving the Paris Agreement and/or the Convention, as necessary, taking into account their respective mandates;    |  |
| <b>Decision 11/CMA.4: Matters relating to the least developed countries</b>   |  |
| <p><b>Paragraph 10:</b><br/> <i>Underscore</i> the importance of developing project pipelines and proposals for implementing adaptation actions associated with the priorities in the national adaptation plans of the least developed countries and <i>encourage</i> relevant organizations, as well as operating entities of the Financial Mechanism, to enhance support to the least developed countries in this regard;</p> | Refer to the response under paragraph 10, Decision 10/CP.27.   |
| <p><b>Paragraph 11:</b><br/> <i>Note with appreciation</i> the financial pledges, totalling USD 70.6 million, made by the Governments of Denmark, Finland, Germany, Ireland, Slovenia, Sweden and Switzerland and the government of the Walloon Region of Belgium to the Least Developed Countries Fund and <i>urge</i> additional contributions to the Fund;</p>   | The GEF appreciates pledges of \$ 70.6 million in total to the LDCF made at the Ministerial Dialogue and Pledging Session for the LDCF and SCCF held on the margins of COP 27. The GEF looks forward to additional contributions to the LDCF and SCCF in the GEF-8 period. |
| <p><b>Annex – Paragraph XI.53:</b><br/> <i>Decided that</i> the least developed countries expert group shall invite the secretariats of the Green Climate Fund, the Global Environment Facility and the Adaptation Fund to its meetings to discuss collaboration in supporting the least developed countries.</p>   | The GEF Secretariat was invited to attend NAP Expo 2023, held from March 27 to 30, 2023, in Santiago, Chile. Collaboration in supporting LDCs with the GCF and Adaptation Fund is being discussed at various forums and engagements, such as NAP writing workshop.         |
| <b>Decision 17/CMA.4: Guidance to the Global Environment Facility</b>   |  |
| <p><b>Paragraph 2:</b><br/> <i>Welcomes</i> the actions taken by the Global Environment Facility to incorporate innovation and technology development and transfer into the programming directions under the eighth replenishment of the Global Environment Facility, noting the goals of the Paris Agreement;</p>  | Noted with appreciation.   |
| <p><b>Paragraph 3:</b><br/> <i>Appreciates</i> the efforts of the Global Environment Facility in developing an expedited process for projects related to preparing biennial transparency reports and in combining the multiple processes for applying for support for preparing biennial transparency reports;</p>  | Noted.   |

| COP 27 Decision <sup>20</sup> / CMA 4 Decision <sup>21</sup> / SBI 57 Conclusion <sup>22</sup> / SBSTA 57 Conclusion <sup>23</sup>   | GEF's Response  |
|--|---|
| <p><b>Paragraph 4:</b><br/> <i>Encourages</i> the Global Environment Facility to further enhance its reporting on whether and how Parties have used their System for Transparent Allocation of Resources country allocation for developing and revising technology needs assessments and action plans and implementing them;</p> | <p>Phase V of the Global Technology Needs Assessment was approved by the GEF Council in June 2023. Under Phase V, twelve countries out of 17 have used their STAR resources for the development for their TNAs. Total GEF financing for this project is \$5.6 million, comprising \$3.9 million from STAR allocation and \$1.7 from the CCM focal area set-aside, inclusive of GEF project financing and Agency fees.</p>   |
| <p><b>Paragraph 5:</b><br/> <i>Requests</i> the Global Environment Facility to improve working with its implementing agencies in order to expedite the project preparation and submission processes for biennial transparency reports to increase the efficiency of the project cycle;</p>                                       | <p>The GEF continues to work very closely with the GEF Agencies involved with the provision of support to countries for the preparation of BTRs. In an effort to further streamline access, several measures have been taken in the reporting period, which are contributing to making significant progress towards the goals set by the CMA guidance included in this paragraph. In particular, the GEF has: (i) worked to streamline and significantly simplify its templates for EAs, resulting in forms that are quicker to prepare and to review, with benefits in terms of timeline of preparation and approval; (ii) tested bundling of several BTRs in the same project through the umbrella modality, which allows for faster approval of financing as compared to individual applications, and is working with Agencies to continue to use this modality in the near future; (iii) clarified the possibility to bundle together several reports in the same one-step MSP application, including up to two BTRs and/or one NC, resulting also in this case in more expedited approval cycle; continued to work with the Agencies to ensure that all Parties that have not yet submitted a request for funding for their first BTR do so at the earliest possible time, noting that funds are available and that both Agencies and GEF are ready to provide any clarification or answer any preliminary question on the process to access the funds.</p> <p>The BTR support modalities were informed by two informal consultations organized by the GEF Secretariat in June 2020<sup>27</sup> and November 2020,<sup>28</sup> and made available as of February 2021, and communicated to all countries in February 2021 from the GEF CEO. The Information Note on the Financing of BTRs for Developing Country Parties to the Paris Agreement was submitted as an information document to the 59<sup>th</sup> GEF Council meeting, in December 2020.<sup>29</sup> The early support provision has been made in order to provide sufficient lead time for countries to prepare and submit their first BTR by the due date of no later than December 31, 2024. This timeline does not apply to LDCs and SIDS, which can submit BTRs at their discretion.</p> <p>In February 2022, the GEF organized the third BTR informal consultation in response to the CMA 3 guidance to estimate the cost to developing countries of implementing the ETF.<sup>30</sup> The GEF prepared an Information Note on the Update to the</p> |

<sup>27</sup> <https://www.thegef.org/events/informal-consultation-meeting-financial-support-biennial-transparency-reports-under-paris>

<sup>28</sup> <https://www.thegef.org/events/second-informal-consultation-financial-support-biennial-transparency-reports>

<sup>29</sup> GEF, 2020, *Information Note on the Financing of Biennial Transparency Reports*

*for Developing Country Parties to the Paris Agreement*, Council Document GEF/C.59/Inf.19.

<sup>30</sup> <https://www.thegef.org/events/third-informal-consultation-financial-support-biennial-transparency-reports>



| COP 27 Decision <sup>20</sup> / CMA 4 Decision <sup>21</sup> / SBI 57 Conclusion <sup>22</sup> / SBSTA 57 Conclusion <sup>23</sup>  | GEF's Response  |
|---|---|
|   | Financing of BTRs for the Developing Country Parties to the Paris Agreement, for the 62 <sup>nd</sup> GEF Council meeting in June 2022. <sup>31</sup> The indicative costing for the three modalities for supporting the preparation of BTRs was updated based on the feedback received during the third BTR informal consultation and upon further analysis by the GEF Secretariat.  |
| <p><b>Paragraph 6:</b><br/> <i>Welcomes</i> the actions taken by the Global Environment Facility to ensure that support will continue to be available for the preparation of biennial transparency reports and <i>underlines</i> the importance of providing support to developing countries for preparing biennial transparency reports, including for establishing and enhancing national reporting systems in order to implement the enhanced transparency framework;</p>  | Noted.  |
| <p><b>Paragraph 7:</b><br/> <i>Notes</i> the increased support provided by the Global Environment Facility for developing countries to prepare biennial transparency reports and for the Capacity-building Initiative for Transparency, in particular in the context of implementation of the enhanced transparency framework;</p>  | Noted with appreciation.  |
| <p><b>Paragraph 8:</b><br/> <i>Encourages</i> the Global Environment Facility, through the Capacity-building Initiative for Transparency, to continue providing capacity-building support to developing country Parties for enhancing and sustaining adaptation monitoring, reporting, evaluation and learning systems, as well as for establishing and enhancing these systems at all levels, with a view to facilitating:<br/> (a) The monitoring and reporting of the progress, effectiveness and adequacy of adaptation action and support over time;<br/> (b) The sharing of experience globally to contribute to enhancing action, support and international cooperation;</p> | The GEF continues to provide funding to support countries through the CBIT. Every CBIT proposal submitted to the GEF Secretariat has received support, upon technical clearance, in line with the Paris Agreement decision to provide support upon request. As at June 30, 2023, the entire CBIT portfolio includes 89 projects covering 87 countries, 83 national projects, one regional project (covering five countries) and five global projects, totalling \$146.6 million, including GEF project financing, PPGs and Agency fees. |
| <p><b>Paragraph 9:</b><br/> <i>Also encourages</i> the Global Environment Facility to continue its efforts to provide adequate, predictable and timely financing for biennial transparency reports, including efforts relating to the increased support for biennial transparency reports and national inventory reports of greenhouse gas emissions and removals, the combined application process for multiple biennial transparency reports, and</p>   | The GEF continues to strengthen its efforts to help countries access BTR financing. The GEF already provides an expedited approval process for EAs of up to \$2 million. In addition, in GEF-8, the GEF has released a new streamlined template for EAs and is encouraging countries to submit requests to support two subsequent BTRs and combined BTR and NC.   |

<sup>31</sup> GEF, 2022, *Information Note on the Update of the Cost Structure for the Financing of Biennial Transparency Reports for the Developing Country Parties to the Paris Agreement*, Council Document GEF/C.62/Inf.15.

| COP 27 Decision <sup>20</sup> / CMA 4 Decision <sup>21</sup> / SBI 57 Conclusion <sup>22</sup> / SBSTA 57 Conclusion <sup>23</sup>   | GEF's Response  |
|--|---|
| the expedited process for projects related to preparing biennial transparency reports;   |   |
| <p><b>Paragraph 10:</b><br/> <i>Acknowledges</i> the challenges developing country Parties face in implementing the enhanced transparency framework under the Paris Agreement in a sustainable manner, including in establishing and enhancing reporting systems within their respective national governments, and <i>requests</i> the Global Environment Facility to consult with developing country Parties on how the support provided to them by the Facility for preparing their biennial transparency reports could best achieve this, in addition to the support provided for capacity-building provided through the Capacity-building Initiative for Transparency.</p>   | <p>The GEF continues to actively support developing countries in the implementation of the ETF. As of June 30, 2023, the GEF has approved BTR support to 69 countries for 87 BTRs, and nine additional countries have submitted requests for GEF financial support for BTR preparation.</p> <p>The GEF organized a workshop at the Subsidiary Body Meetings in June 2023 intended to respond to this CMA guidance and to provide an update on the status of the GEF support to Parties for the implementation of the ETF.<sup>32</sup> The workshop was also designed to enable sharing of information and early lessons between Parties regarding the initial experiences with BTR support and preparation.<sup>33</sup> In addition, jointly with the UNFCCC and the CBIT Global Support Program (CBIT GSP), the GEF organized a webinar series to inform developing countries on the GEF's access modalities and procedures to apply for BTR funding. The webinar series took place on May 2-4, 2023.<sup>34</sup></p> |
| <b>Decision 18/CMA.4: Matters relating to the Adaptation Fund</b>  |   |
| <p><b>Paragraph 2:</b><br/> <i>Notes</i> the actions and decisions relating to the Adaptation Fund Board as presented in its report to Parties, including:<br/> (x) The promotion of linkages of the Adaptation Fund with other UNFCCC bodies, such as the Adaptation Committee, the Climate Technology Centre and Network, the Global Environment Facility, the Green Climate Fund, the Paris Committee on Capacity-building and the Standing Committee on Finance, with the Adaptation Fund Board having progressed in establishing linkages between the Adaptation Fund and the Green Climate Fund, including through a framework for promoting the scale-up of funded projects and the Community of Practice for Direct Access Entities;</p> | <p>The Adaptation Fund continued to draw upon the cross-support services of the GEF Secretariat, supporting the technical review of project and program proposals. The GEF and Adaptation Fund have also continued collaboration on joint events and other matters as needed.</p>   |

<sup>32</sup> <https://www.thegef.org/events/consultation-gef-support-enhanced-transparency-framework>

<sup>33</sup> A summary of the event with its main outcomes is available at: [https://www.thegef.org/sites/default/files/documents/2023-07/Consultation\\_GEF\\_Support ETF\\_Summary\\_2023\\_07.pdf](https://www.thegef.org/sites/default/files/documents/2023-07/Consultation_GEF_Support ETF_Summary_2023_07.pdf)

<sup>34</sup> For the webinars on May 2, 2023, for countries in Asia and the Pacific, more information is available at:

<https://www.cbitplatform.org/index.php/events/webinar-gef-support-btr-financing-and-access-modalities-countries-asia-pacific>

For the webinars on May 3, 2023, for countries in Africa, Middle East and North Africa, Eurasia, Central Asia and the Caucasus, more information is available at: <https://www.cbitplatform.org/index.php/events/webinar-gef-support-btr-financing-and-access-modalities-africa-mena-eurasia-central-asia>

For the webinars on May 4, 2023, for countries in Latin America and the Caribbean, more information is available at:

<https://www.cbitplatform.org/index.php/events/webinar-gef-support-btr-financing-and-access-modalities-countries-latin-america-and>

| COP 27 Decision <sup>20</sup> / CMA 4 Decision <sup>21</sup> / SBI 57 Conclusion <sup>22</sup> / SBSTA 57 Conclusion <sup>23</sup>   | GEF's Response  |
|--|---|
| <b>Decision 19/CMA.4: Enhancing climate technology development and transfer to support implementation of the Paris Agreement</b>   |   |
| <p><b>Paragraph 9:</b><br/> <i>Welcomes</i> the collaboration of the Technology Executive Committee and the Climate Technology Centre and Network with the operating entities of the Financial Mechanism and <i>strongly encourages</i> the two bodies to continue such collaboration with a view to enhancing the capacity of developing countries to prepare project proposals and facilitating their access to available funding for technology development and transfer;</p> | Refer to response under paragraph 19 of decision 18/CP.27.  |
| <b>Decision 21/CMA.4: Annual technical progress report of the Paris Committee on Capacity-building for 2022</b>  |   |
| <p><b>Paragraph 2:</b><br/> <i>Invites</i> Parties, as appropriate, the operating entities of the Financial Mechanism, the constituted bodies under the Paris Agreement, United Nations organizations, observers and other stakeholders to consider the recommendations referred to in in the annual technical progress report of the Paris Committee on Capacity-building for 2022 and to take any necessary action, as appropriate and in accordance with their mandates;</p>  | Noted. The GEF will continue to engage with the PCCB through its periodic meetings, including at COPs.  |
| <b>Decision 22/CMA.4: Action plan under the Glasgow work programme on Action for Climate Empowerment</b>   |   |
| <p><b>Paragraph 4:</b><br/> <i>Recall</i> that, under the Glasgow work programme:<br/>           (b) multilateral and bilateral institutions and organizations, including the operating entities of the Financial Mechanism, as appropriate, were invited to provide financial support for Action for Climate Empowerment activities.</p>  | <p>The GEF provides support through responding to applications from one of the GEF Implementing Agencies. While the GEF Secretariat has not received funding requests explicitly related to the Action for Climate Empowerment (ACE) activities, in calendar year 2022, the GEF provided more than \$9.8 million towards education, training and public awareness through its regular CCM and CCA programming. In addition, many NC EAs contain components that provide support for education, training and public awareness.</p> |
| <b>Decision 23/CMA.4: Report of the forum on the impact of the implementation of response measures</b>   |   |
| <p><b>Paragraph 26:</b><br/> <i>Encourages</i> relevant agencies, financial institutions and UNFCCC constituted bodies to enhance support for addressing issues related to the assessment and analysis of the impacts of the implementation of mitigation actions, policies and programmes, including nationally determined contributions and long-term low-emission development strategies, with a view to addressing the adverse impacts and maximizing opportunities;</p>     | This decision is for those mentioned in this paragraph, which does not include the GEF.   |
| <b>SBI 57 Conclusions / SBSTA 57 Conclusions</b>   |   |
| <b>Agenda item 10 of SBI and item 7 of SBSTA: Koronivia joint work on agriculture</b>  |   |
| Upon recommendation submitted by the Subsidiary Body for Implementation and Subsidiary Body for Scientific and   | Refer to response under Decision 3/CP.27.   |

| COP 27 Decision <sup>20</sup> / CMA 4 Decision <sup>21</sup> / SBI 57 Conclusion <sup>22</sup> / SBSTA 57 Conclusion <sup>23</sup>   | GEF's Response |
|--|----------------|
| <p>Technological Advice, the Conference of the Parties adopted a decision on Joint work on implementation of climate action on agriculture and food security, in which it:</p>   |                |
| <p>Welcomed the participation of representatives of constituted bodies, the operating entities of the Financial Mechanism, the Adaptation Fund, the Special Climate Change Fund, the Least Developed Countries Fund and observer organizations in workshops under the Koronivia joint work on agriculture;</p> <p>Underscored the importance of constituted bodies and the operating entities of the Financial Mechanism taking into account conclusions of the subsidiary bodies in implementing their actions and workplans, according to their mandates;</p> <p>Requested the Subsidiary Body for Scientific and Technological Advice and the Subsidiary Body for Implementation to establish the four-year Sharm el-Sheikh joint work on implementation of climate action on agriculture and food security, including implementation of the outcomes of the Koronivia joint work on agriculture and previous activities addressing issues related to agriculture, as well as future topics, recognizing that solutions are context-specific and take into account national circumstances, with the following objectives:</p> <ul style="list-style-type: none"> <li>o Enhancing coherence, synergies, coordination, communication and interaction between Parties, constituted bodies and workstreams, the operating entities of the Financial Mechanism, the Adaptation Fund, the Least Developed Countries Fund and the Special Climate Change Fund in order to facilitate the implementation of action to address issues related to agriculture and food security;</li> <li>o Providing support and technical advice to Parties, constituted bodies and the operating entities of the Financial Mechanism on climate action to address issues related to agriculture and food security, respecting the Party-driven approach and in accordance with their respective procedures and mandates;</li> </ul> <p>Also requested the secretariat to support the joint work by holding in-session workshops in hybrid format, facilitating both virtual and in-person participation, on agreed topics related to agriculture and food security at the first regular sessions of the subsidiary bodies each</p> |                |

| <b>COP 27 Decision<sup>20</sup> / CMA 4 Decision<sup>21</sup> / SBI 57 Conclusion<sup>22</sup> / SBSTA 57 Conclusion<sup>23</sup></b>   | <b>GEF's Response</b> |
|---|-----------------------|
| year and inviting representatives of the constituted bodies under the Convention, the operating entities of the Financial Mechanism, the Adaptation Fund, the Least Developed Countries Fund and the Special Climate Change Fund and observers to them. |                       |

### 3. ENGAGEMENT WITH THE UNFCCC

10. The GEF took part in the UNFCCC negotiation process, including the Sharm el-Sheikh and Bonn Climate Change Conferences. GEF Secretariat staff continued to participate and observe in events and meetings to advance momentum and action on climate, including the UNFCCC Climate Dialogues and meetings of Constituted Bodies, such as the Standing Committee on Finance (SCF) and the TEC.

11. At COP 27, the GEF report to COP 27 was presented, highlighting various tasks carried out to respond to guidance from COP 26 and its continued efforts to support the implementation of the Paris Agreement, including in relation to the ETF. A Ministerial dialogue and pledging session was organized for the LDCF and SCCF, where eleven countries, one region and the European Union announced contributions totaling \$70.6 million to the LDCF and \$35 million to the SCCF.<sup>35</sup>

12. The GEF and GCF organized a joint pavilion at the COP 27, co-hosting a number of high-level events and organizing meetings that address respective priorities. The pavilion also served as a hub for partners to meet. High-level events focused on the Great Green Wall initiative, inclusive microfinance for CCA, catalyzing climate action with nature-positive cities pathways, CBIT, and long-term agriculture resilience. Event coverage and news articles related to GEF participation in COP 27 are available on the GEF website.<sup>36</sup>

13. The GEF CEO and Chairperson participated in several events at COP 27, most notably:

- (a) Climate Investment and Finance Forum, November 14, 2022.
- (b) Towards Climate Transparency: National Experiences with the Capacity-building Initiative for Transparency, November 14, 2022.
- (c) Ministerial Dialogue and Pledging Session for the LDCF and SCCF, November 15, 2022.
- (d) Climate Crisis Commission – Addressing the Nature and Climate Intertwined Crises, November 15, 2022.
- (e) The Rio Conventions – Restoring Balance with Nature for a Sustainable Future, November 15, 2022.
- (f) Amazon Sustainable Landscape Program – Connecting People and Institutions to Connect Landscapes and Avoid Tipping Points, November 16, 2022.
- (g) GEF-GCF Long-Term Vision on Complementarity, Coherence, and Collaboration, November 16, 2022.
- (h) The Nature for the Planet: Building a Net-zero, Nature-positive Future, November 16, 2022.
- (i) Time for Action: Youth Initiatives towards Climate Change, Biodiversity Conservation, and Desertification, November 17, 2022.
- (j) GCF-GEF Synergies: Coherence and Complementarity in Catalysing Private Sector Action, November 17, 2022.

14. GEF Secretariat staff participated in the “One Planet Event on Vital Reserves of Carbon and Biodiversity” on November 7, 2022, organized by France in cooperation with the United States of America and China. Upon request by the President of France, the GEF agreed to lead a High-Level Working Group on innovative mechanisms to address the biodiversity financing needs, with a focus on biodiversity-positive carbon credits and nature certificates. The results of this work were presented by the GEF CEO during the One Forest Summit held in Libreville, Gabon, on March 1 and 2, 2023. The corresponding report is available on the GEF website.<sup>37</sup>

<sup>35</sup> The SCCF received an additional contribution of \$3.1 million in March 2023, from the United Kingdom.

<sup>36</sup> <https://www.thegef.org/events/gef-unfccc-cop27>

<sup>37</sup> GEF-IIED, 2023, *Innovative Finance for Nature and People: Opportunities and Challenges for Biodiversity-Positive Carbon Credits and Nature Certificates*.

15. The GEF Secretariat co-organized with Alliance of Small Island States (AOSIS) an informational event and reception on “GEF SCCF Window A – Adaptation Support for SIDS” on November 9, 2022. The purpose of the event was to inform AOSIS members about the dedicated CCA funding window for SIDS under the GEF Adaptation Strategy for 2022-2026. Each non-LDC SIDS may access \$3 million to \$6.5 million in grant resources through SCCF Window A. Each LDC SIDS will continue to receive \$20 million in grant support through the LDCF in GEF-8.
16. The GEF Secretariat organized an LDCF outreach event with the LDC Group on November 10, 2022, and briefed the delegates on the major initiatives, in particular the new Adaptation Strategy.
17. In the reporting period, the GEF Secretariat has continued to actively consult with the UNFCCC Secretariat on the implementation of the GEF-8 Programming Directions and the GEF Programming Strategy on Adaptation to Climate Change for the LDCF and SCCF (2022-2026), on matters including CCM, CCA, reporting and transparency. GEF Secretariat staff also participated as speakers and trainers in several regional working sessions of the “Needs-based Finance Project.” This project by the UNFCCC Secretariat was created in response to a mandate from COP 26 to assist developing countries in identifying their needs and mobilizing support to implement appropriate climate finance mobilization and access strategies.
18. The Deputy Executive Secretary of the UNFCCC participated in the 63<sup>rd</sup> GEF Council meeting on December 1, 2022, remotely. Under the Relations with Conventions agenda item, he provided an update on key outcomes of COP 27, highlighting their relevance to the GEF. He congratulated the GEF on the mobilization of pledges to the LDCF and SCCF.
19. In the reporting period, GEF Secretariat staff participated in the following additional UNFCCC-related meetings and provided updates on the status of GEF programming, responses to COP guidance, thematic programming, and capacity building, among other topics:
- (a) 43<sup>rd</sup> meeting of the Least Developed Countries Group (LEG 43) and NAP writing workshop for African LDCs, in Moroni, Comoros, from February 20 to 24, 2023.
  - (b) 18<sup>th</sup> meeting of the Executive Committee of the Warsaw International Mechanism for Loss and Damage, from February 28 to March 3, 2023.
  - (c) Second Meeting of the Nairobi work programme (NWP) Expert Group on Agriculture and Food Security, March 6 and 7, 2023 (virtual participation).
  - (d) Training workshop on transitioning to the ETF and tracking of progress in implementing and achieving nationally determined contributions (NDCs) for Asia region, from March 8 to 10, 2023.
  - (e) UNFCCC Needs-based Finance Project: Training workshop on climate finance mobilization and access for Association of Southeast Asian Nations (ASEAN) member states, from March 20 to 23, 2023 (virtual participation).
  - (f) 26<sup>th</sup> meeting of the TEC from March 21 to 24, 2023 (virtual participation).
  - (g) First meeting of the Transitional Committee on Loss and Damage (TC1), from March 27 to 29, 2023.
  - (h) 21<sup>st</sup> meeting of the CTCN Advisory Board, March 27 and 28, 2023 (virtual participation).
  - (i) ETF Group of Friends – 12<sup>th</sup> group meeting, March 27, 2023 (virtual participation), and 13<sup>th</sup> group meeting, June 13, 2023.
  - (j) UNFCCC Needs-based Finance Project: Training workshop on climate finance mobilization and access for Organization of Eastern Caribbean States (OECS), from March 27 to 31, 2023 (virtual participation).
  - (k) First workshop on loss and damage, in Bonn, Germany from April 29 to 30, 2023.
  - (l) Second meeting of the Transitional Committee on Loss and Damage (TC 2) from May 24 to 27, 2023.

20. In response to the request from the UNFCCC Executive Secretary, the GEF Secretariat agreed in March 2023 to second two members of its LDCF/SCCF team to assist the work of the Transitional Committee on Loss and Damage.

21. The GEF Secretariat attended Bonn Climate Change Conference from June 5 to 15, 2023, comprising of the 58<sup>th</sup> session of the SBI and SBSTA, held. For the GEF, key discussions were on the provision of financial and technical support, CCA-related items, technology transfer and the Global Stocktake.

22. During the Conference, the GEF Secretariat organized a consultation on the GEF's support to the ETF, to respond to the guidance from CMA 4 (paragraph 10 of decision 8/CMA.4), provide an update on the status of the GEF support to Parties for the implementation of the ETF, and enable sharing of information and early lessons between Parties regarding the initial experiences with BTR support and preparation. Invitations for this event had been sent to all GEF Council members and GEF and UNFCCC national focal points (NFPs). This was an in-person event that was attended by 45 participants, including representatives of countries, Agencies, UNFCCC, and non-governmental organizations (NGOs).<sup>38</sup>

---

<sup>38</sup> <https://www.thegef.org/events/consultation-gef-support-enhanced-transparency-framework>



## PART II: KEY UPDATES

### 1. PREPARING AN INCLUSIVE ASSEMBLY

23. The Seventh GEF Assembly and associated meetings will be held in Vancouver, Canada, from August 22 to 26, 2023. This GEF Assembly places strong emphasis on inclusion, fostering the GEF-8 whole-of-society approach. It will gather ministers, government officials, business leaders, prominent environmentalists, leaders of GEF Agencies and MEAs, together with strong representation of indigenous peoples, civil society organizations (CSOs), youth conservation leaders and women's groups.

24. The Partnership Forum is one avenue during the GEF Assembly for non-state actors to voice their views and interests, share their experience and communicate their aspirations in relation to the GEF's mission. It is expected that the Forum will generate messages to feed into the formal GEF Assembly sessions and roundtable discussions as well as produce concrete ideas and proposals for future engagement with the GEF. Complementing the formal Partnership Forum, hub spaces will be made available throughout the Assembly venue for CSOs and key groups, including youth leaders, women groups, and indigenous peoples to get together, learn and network.

25. The GEF Secretariat is sponsoring the Forum participation of members of the GEF CSO Network, GEF Indigenous Peoples Advisory Group (IPAG), CSOs involved in GEF projects, GEF SGP grantees and representatives of youth constituencies related to the conventions which the GEF serves, including the UNFCCC, Convention on Biological Diversity (CBD), United Nations Convention to Combat Desertification (UNCCD), Basel, Rotterdam and Stockholm conventions (BRS), and women's groups.

26. By bringing together these stakeholders, the Forum is expected to provide them with opportunities to:

- (a) Showcase their important contributions, actions and environmental advocacy roles in delivering on the GEF-8 Healthy Planet, Healthy People agenda;
- (b) Interact with the broader GEF Partnership, including with governments, voicing their interests and aspirations to contribute to the GEF mission at local, national and global levels; and
- (c) Contribute ideas and concrete recommendations to advance GEF's inclusion agenda and future strategies to expand the GEF's engagement.

27. It is also expected that the key takeaways, messages, and recommendation coming out of the Partnership Forum will be further debated at the planned roundtable on the last day of the Assembly. This roundtable will provide additional opportunity for indigenous peoples and rights holders, civil society, youth leaders and women's groups of the GEF partnership to interact with the broader GEF partnership and finetune messages, ideas and calls for action.

28. To align with the vision of the host country Canada to make the Seventh GEF Assembly an inclusive Assembly and demonstrate GEF's commitment to engage with non-state actors, the GEF Secretariat launched the "Inclusive GEF Assembly Challenge Program." Based on an open call for submission of initiatives and engagement of GEF constituencies, the GEF Secretariat aims to select high-impact community-based initiatives that are delivering CCA and global environmental benefits (GEBs) for vulnerable communities and ecosystems. These initiatives will be recognized at the Assembly and provided with a grant of up to \$100,000 to further enhance their impact through the SCCF.

### 2. GENDER EQUALITY

29. The GEF's Policy on Gender Equality<sup>39</sup> and the GEF Gender Implementation Strategy<sup>40</sup> are the main instruments governing the GEF's ambition and actions to advance gender equality, women's rights and their empowerment in GEF's operations and programming. Working closely with the entire GEF Partnership, the GEF Secretariat has ensured the substantive reflection of gender perspectives in all GEF-funded programs. As reflected in the 2022 Gender Implementation Strategy progress report,<sup>41</sup> 100 percent of projects at CEO endorsement/approval

<sup>39</sup> GEF, 2017, *Policy on Gender Equality*, Document SD/PL/02.

<sup>40</sup> GEF, 2018, *GEF Gender Implementation Strategy*, Council Document GEF/C.54/06.

<sup>41</sup> GEF, 2022, *Progress Report on the GEF Gender Implementation Strategy*, Council Document GEF/C.63/Inf.07.

stage, including those with CCA and CCM as focal areas, had detailed gender analysis and all planned to include gender-responsive results frameworks.

30. To ensure coherence and synergies, the GEF Secretariat convenes the GEF Gender Partnership (GGP), which includes the UNFCCC Secretariat.<sup>42</sup> The GGP serves as a platform for knowledge exchange and learning among the members on best practices in the integration of gender perspectives in GEF projects. It also leverages the rich expertise of all members in the different thematic areas of the GEF to raise awareness and enhance understanding of gender mainstreaming and to undertake joint capacity-building activities to implement the gender-specific mandates of the Conventions that the GEF serves.

31. As part of the GGP's workplan, the GEF Secretariat was actively engaged in the Collective Impact Gathering, organized by the UNFCCC Secretariat gender team, where it shared the GEF Secretariat's contributions to the implementation of the UNFCCC Gender Plan of Action (2020-2025) and identified areas for collaboration. Various activities may be organized under the GGP with the UNFCCC Secretariat, such as a joint capacity-building and awareness-raising session for the national gender and climate change focal points of the UNFCCC. The UNFCCC Secretariat will also contribute to updating the climate change module of the Open Online Course on Gender and Environment.<sup>43</sup>

32. The GEF Secretariat has continued to raise visibility of gender issues in GEF projects as well as enhancing engagements with women's organizations and other non-state stakeholders in its country and regional engagements, including at the National Dialogue in the Philippines and various regional meetings and ECWs, at COP 27 and at the GEF Council meetings.

33. At the Seventh GEF Assembly, gender equality and women's empowerment will be a cross-cutting issue that will be integrated in the various roundtable sessions and plenary discussions. A dedicated roundtable discussion on empowering women, youth, and indigenous peoples and local communities is planned. At the Partnership Forum, there will be a focused break-out session, organized by the GGP and women's organizations. Various side events, exhibits and hub spaces will also feature gender issues. The Convention Secretariats will co-organize the side-event "Gender-responsive MEAs: Interactive session with governments, MEA gender focal points, implementing Agencies and the GEF."

### 3. ENHANCING AND STREAMLINING ACCESS IN GEF-8

34. The GEF-8 Replenishment Resolution includes commitments to propose concrete actions to improve access for consideration by the GEF Council by December 2023 and work is in progress on this. More specifically, the GEF-8 Policy Recommendations include a continued commitment to enhancing the sustainability and inclusiveness of GEF programming and mandate cross-cutting efforts to streamline and implement further efficiency measures throughout GEF operations. Work in progress in the reporting period includes steps taken on project cycle simplification through streamlined templates, and enhanced engagement through regional and virtual workshops and programming support as part of the new Country Engagement Strategy (CES).<sup>44</sup>

#### Template streamlining

35. The GEF Secretariat has continued to work on streamlining, building capacity and supporting countries for a simplified and effective access to available funding. As part of the request of GEF-8 replenishment participants to improve operational efficiency, the GEF Secretariat further streamlined the templates for all four modalities: FSPs, MSP, EAs, and PFDs.<sup>45</sup>

36. The new template for EAs enables applications to be focused on the most essential information.<sup>46</sup> Rio Markers for the three Conventions were included in the templates for EAs, FSPs, MSPs and PFDs to better track the multiple benefits and synergies from GEF investments. These synergies are further enabled by the full flexibility

<sup>42</sup> The GEF Gender Partnership members include gender focal points of the 18 GEF Agencies and the five Secretariats of Conventions that the GEF serves – UNFCCC, CBD, UNCCD, the Stockholm and Minamata Conventions. It was first convened in 2016.

<sup>43</sup> <https://www.thegef.org/content/open-online-course-gender-environment>

<sup>44</sup> GEF, 2022, *Country Engagement Strategy Implementation Arrangements for GEF-8*, Council Document GEF/C.63/05.

<sup>45</sup> <https://www.thegef.org/projects-operations/templates>

<sup>46</sup> <https://www.thegef.org/documents/gef-8-request-enabling-activity>

allowed in GEF-8 in the programming of STAR focal area resources, which further contributes to simplification of access, with countries now able to move resources freely across their climate change, biodiversity and land degradation focal area allocations.

37. Applications to the LDCF, SCCF and GEFTF already follow the same project and program cycle policy and guidelines. The templates have been further harmonized across these funds, and allow for the option to design multi-trust fund (MTF) projects for better integration of CCM and CCA objectives. Furthermore, all project proposals now include a climate risk screening as a best practice.

38. This continuous streamlining work also contributes to the alignment of project proposals with national priorities and with country NDCs, long-term strategies (LTS), NAPs and national adaptation programs of action (NAPAs), to ensure a country-driven process.

### **GEF-8 Roll-out**

39. The CES empowers countries to improve portfolio progress and maximize the impact of GEF resources, including through capacity-strengthening activities, upstream country engagement and country-specific knowledge activities. The CES is implemented at the level of the GEFTF, which contributes to enhancing access to GEF resources related to climate change.

40. To date, eleven regional GEF-8 roll-out workshops and 17 upstream technical and national dialogues helped countries identify programming priorities for GEF-8. Additional CES activities in the reporting period include thirteen constituency meetings held in person and virtually, one introduction seminar held virtually, and one ECW held in Maputo, Mozambique. The GEF online calendar and GEF Corporate Scorecard<sup>47</sup> provide information on CES events.

### *Operationalizing the IPs*

41. The GEF-8 Programming Directions<sup>48</sup> include eleven Integrated Programs<sup>49</sup> (IPs), focused on tackling drivers of environmental degradation and advancing system transformation through an integrated approach. The IPs cover the full spectrum of the GEF mandate as financial mechanism of major MEAs, including the UNFCCC. They are also integral to the GEF-8 theory of change for achievement of a healthy, productive, and resilient environment that underpins the well-being of human societies.

42. The GEF-8 programming architecture builds on the successful approach in GEF-6 and GEF-7 of investing in integrated programming, to maximize potential for more impactful outcomes in key economic systems. The eleven IPs are framed to collectively address major drivers of environmental degradation and deliver multiple benefits across the many thematic dimensions of the GEF mandate. The scope of issues covered will specifically address the interests and needs of LDCs and SIDS, and, as a result, support their post-COVID-19 pandemic green and blue recovery efforts and strengthen their role in safeguarding the planet. Furthermore, the thematic and geographical coverage of these IPs is consistent with global aspirations for development pathways that are nature-positive, climate-neutral and with reduced pollution. More details on climate change-related dimensions of the IPs approved in the reporting period, including expected results, are available in Part III.

43. As part of the overall GEF-8 roll-out, the GEF Secretariat took several important steps to socialize the IPs and help prepare countries and Agencies for their programming. The first step was to issue a guidance note<sup>50</sup> for countries and Agencies on how the IPs will be operationalized to maximize their potential for achieving the outcomes established in the GEF-8 Programming Directions. The guidance note describes how the focal areas will be programmed for the IPs, based on indicative focal area amounts in the GEF-8 financial scenario; outlines the eligibility

<sup>47</sup> [https://www.thegef.org/sites/default/files/documents/2023-06/GEF8\\_Corporate\\_Scorecard\\_June\\_2023.pdf](https://www.thegef.org/sites/default/files/documents/2023-06/GEF8_Corporate_Scorecard_June_2023.pdf)

<sup>48</sup> GEF, 2022, *GEF-8 Programming Directions*, Council Document GEF/R.08/29/Rev.01.

<sup>49</sup> IPs are: 1) Food Systems, 2) Ecosystem Restoration, 3) Sustainable Cities, 4) Amazon, Congo, and Critical Forest Biomes, 5) Circular Solutions to Plastic Pollution, 6) Blue and Green Islands, 7) Clean and Healthy Ocean, 8) Greening Transportation Infrastructure Development, 9) Net-Zero Nature-positive Accelerator, 10) Wildlife Conservation for Development, and 11) Elimination of Hazardous Chemicals from Supply Chains.

<sup>50</sup> GEF, 2022, *Guidance Note for Countries and GEF Agencies on Participation in the GEF-8 Integrated Programs*, Council Document GEF/C.62/Inf.13.

criteria for country participation based on the Programming Directions; and describes operational aspects related to selection of lead Agencies and countries, including indicative timeline for roll-out of the programs.

44. The second important step was the selection of GEF Agencies to serve as lead for each of the IPs. The selection process was based on a Council-approved document that outlined the terms of reference and criteria. Lead Agencies were selected through a consultative process among participating Agencies, facilitated by the GEF Secretariat. The process enabled GEF Agencies to demonstrate their capability to carry out the responsibilities associated with the role, including their comparative advantage to coordinate the program, and willingness to work with participating countries and other GEF Agencies. All 18 GEF Agencies were given the opportunity to express interest in taking a role as lead Agency. Lead agency selection process was launched concurrently for all eleven IPs to enable the GEF Secretariat to consult on the best possible options for achieving balance among the Agencies submitting proposals. The report<sup>51</sup> of the selection process and recommended lead Agencies was presented to the GEF Council for endorsement at its meeting in November 2022.

45. The third and final step was organizing regional workshops to further strengthen the knowledge and understanding of the IP requirements by countries. The GEF Secretariat provided detailed briefings during regional workshops on the GEF-8 roll-out. The workshop format included working sessions on each IP to clarify criteria and requirements for participation and provide an opportunity for countries to ask questions on issues specific to their national context. Between October 2022 and January 2023, ten such regional workshops were organized, with opportunity for all GEF recipient countries to participate. In total, more than 1,100 participants from 119 eligible countries and Agencies took part in workshops, either virtually or in person. Through the regional workshops, the GEF Secretariat also addressed program-level priorities to demonstrate the added-value for countries, such as potential for regional or transboundary cooperation, South-South exchange and learning, and the opportunity to harness technical expertise for developing local capacity. During the same period, national dialogues or consultations provided some countries (Gambia, Indonesia, Mongolia, Mozambique, Philippines, Rwanda, Senegal, and United Republic of Tanzania) with the opportunity to further assess potential for participation in specific IPs.

46. As a result of the workshops, countries were better placed to identify and prioritize the IP(s) for which they are best placed to demonstrate efficient use of their STAR, maximize potential for generating GEBs, and significantly contribute to the program-level goals of each IP. Countries were also better prepared to respond to the call for expression of interest once it was launched by the GEF Secretariat. This was particularly critical for LDCs and SIDS, to ensure they were prepared to fully explore suitability of the IPs for their national interest, and, in some cases, regional or transboundary engagement. Participating countries were also better prepared to respond to the calls for expressions of interest (EOIs) when launched by the GEF Secretariat.

47. On January 16, 2023, the GEF Secretariat launched the call for EOIs for ten of the eleven IPs, with the deadline for submission of February 17, 2023. In total, 210 EOIs were submitted by 99 (67.0%) of the 144 eligible recipient countries for participation in the ten IPs. The 148 recommended EOIs included 84 countries, with 41 countries having two or more. In addition to their large interest and high acceptance rate for Blue and Green Islands IP, SIDS were represented in all but two of the IPs. Overall, expressions of interest from 21 out of total 38 eligible recipient SIDS (55.3 percent) and 30 out of total 46 eligible recipient LDCs (65.2 percent) were accepted for at least one IP. More details on country engagement for participation in GEF-8 IPs are available in the report on the process.<sup>52</sup>

#### *Adaptation Programming Support*

48. The GEF-8 Strategy on Adaptation to Climate Change introduced additional operational policy improvements through the roll-out of three dedicated programs that will provide targeted support to communication and visibility (Dedicated Program I), outreach and capacity for country planning and programming (Dedicated Program II) and organizational learning and coordination (Dedicated Program III). With the growing expectations for the LDCF and

<sup>51</sup> GEF, 2022, *Report on Lead Agency Selection Process for the Integrated Programs*, Council Document GEF/C.63/07. Note: the lead Agency selection for the Clean and Healthy Ocean IP has been completed and endorsed by the Council, as part of the June 2023 *Work Program*, as reported in its Annex B.

<sup>52</sup> GEF, 2023, *Report on Assessment of Expressions of Interests from Countries to Participate in the Integrated Programs*, Council Document GEF/C.64/Inf.11.

SCCF funds, the Strategy identifies the need to enhance the visibility, highlight on-the-ground impacts and results, and showcase the Funds' niche and unique roles in the CCA finance architecture.<sup>53</sup>

49. Under the Dedicated Program I, GEF-8 strategy emphasized the need to enhance the profile and visibility of the LDCF and SCCF, including the development of a robust communication strategy for the Funds to meet their growing ambition and highlight their work and results. The GEF Secretariat has taken further action on communicating the value and progress of the LDCF and SCCF. This has included updating the CCA section of the GEF website and associated content, production of introductory videos for the LDCF and SCCF in English, French, and Spanish, and hiring a full-time consultant to strengthen communication related to the LDCF and SCCF, and the preparation of the detailed draft communication strategy.

50. The Dedicated Program II is designed to support the LDCF and SCCF portfolio development by strengthening the capacity of LDCs and SIDS for project planning and preparation. The initiative provides all LDCs and SIDS with an opportunity to access LDCF/SCCF support more efficiently and in a timely manner, enhance the quality at entry and sustainability of projects. In the reporting period, the GEF Secretariat organized two sub-regional workshops in Mozambique and Senegal, for Southern African and Francophone African countries, respectively, which brought together over 120 participants from 22 LDCs,<sup>54</sup> including the representatives from government ministries, CSOs and Agencies.

51. The contribution of the LDCF and SCCF to facilitating transformational adaptation is articulated through the Dedicated Program III. The Program will support global and regional initiatives and platforms for knowledge management, sharing of lessons and good practices, coordination, and South-South collaboration, with a focus on those facilitating the whole-of-society approach, including youth, women, CSOs, indigenous peoples and local communities, and other key stakeholders. In the reporting period, GEF OFPs, UNFCCC focal points, other country representatives and thematic technical specialists provided initial reflections on priorities for learning focus areas through regional workshops as part of Delivery Program II, and other forums. Topics of particular interest that were highlighted in these initial consultations included NbS, climate-resilient infrastructure, CCA investment plan development, and opportunities for catalyzing private sector engagement.

## 4. COMPLEMENTARITY IN CLIMATE FINANCE AND LONG-TERM VISION

### BACKGROUND ON COMPLEMENTARITY AND THE LONG-TERM VISION

52. The GEF Secretariat and the GCF Secretariat have continued to discuss and implement concrete measures to enhance complementarity, collaboration and coordinated engagement in the reporting period, particularly through advancing the implementation of their Long-term Vision on Complementarity, Coherence, and Collaboration (LTV).<sup>55</sup>

53. The respective visions and missions of the GEF and GCF are partly shared and fully mutually reinforcing. The vision of the GCF is to promote the paradigm shift towards low-emission and climate-resilient development pathways in the context of sustainable development, while the GEF's mission is to safeguard the global environment by helping developing countries meet their commitments to MEAs and by creating and enhancing partnerships at national, regional and global scales based on the principle of sectoral integration and systemic approaches.

54. Recognizing the similarity of mandates, the LTV aims to enhance the planning, implementation, and outcomes of GEF and GCF investments – in line with their respective strategic investment plans – to support the implementation of initiatives in their programming strategies and inform their future programming periods. The LTV is intended to continue strengthening the response of the GEF and GCF to COP guidance, such as decision 8/CP.21, paragraph 14, in which the COP welcomed the efforts of the GEF to engage with the GCF and encouraged both entities to further articulate and build on the complementarity of their policies and programs within the Financial Mechanism

<sup>53</sup> GEF, 2022, *Progress Report on the Least Developed Countries Fund and the Special Climate Change Fund*, LDCF/SCCF Council Document GEF/LDCF.SCCF.32/06.

<sup>54</sup> Angola, Benin, Burkina Faso, Burundi, Central African Republic, Chad, Comoros, Democratic Republic of the Congo, Djibouti, Guinea, Guinea Bissau, Lesotho, Madagascar, Malawi, Mali, Mauritania, Mozambique, Niger, Senegal, Togo, Zambia and Haiti (the only Caribbean LDC).

<sup>55</sup> GEF, 2021, *Long-Term Vision on Complementarity, Coherence, and Collaboration between the Green Climate Fund and the Global Environment Facility*, Council Document GEF/C.60/08.

of the Convention. More recently, with decisions 17/CP.27 and 6/CP.26, Parties to the UNFCCC further welcomed and encouraged the continued implementation of the LTV.

55. Countries have responded positively to the LTV, recognizing that shared and mutually reinforcing visions of the GEF and GCF through this initiative can amplify impact, enhance access and achieve greater harmony across the climate finance landscape through coordinated efforts to advance country-driven approaches and ownership, efficiency, and effectiveness. Building on the unique strengths of the GEF and GCF, support has been expressed by countries and partners for more proactive joint programming efforts to help identify and pursue important common themes for climate action, including opportunities for blended, parallel, and sequenced finance.

56. Under the leadership of the GEF CEO and Chairperson and the GCF Executive Director, significant progress was made in the initial year of the LTV implementation (from July 1, 2021 to June 30, 2022) made in the following areas: (i) advancing the incorporation of the collaboration principles and objectives relating to the LTV's goals into GEF-8 and GCF strategic plans; (ii) setting up a joint GEF-GCF pavilion at COP 26 in Glasgow, United Kingdom, including organization of events highlighting LTV and GEF-GCF collaboration; (iii) establishing a joint LTV Steering Committee; (iv) expanding joint programming initiatives; and (v) developing terms of reference for a study to be jointly commissioned on the policies and processes of both entities.

57. With strong engagement of the senior leadership of the two institutions and under the oversight of the LTV Steering Committee, efforts have been continued in the second year of implementation of the LTV, which corresponds to this reporting period. Based on the progress made in implementing the LTV in the first year, the two Secretariats have gained significant experience and wider understanding of advancing a collaborative approach. Full details on the implementation progress are included in the annual LTV Progress Report<sup>56</sup> submitted to the 64<sup>th</sup> GEF Council meeting. A summary is provided in the Section below.

#### **Progress of LTV Implementation in the Reporting Period**

58. Senior GEF and GCF management remained strongly engaged in the second year of implementation of the LTV. The GEF CEO and Chairperson, GCF Executive Director, as well as the staff of the Secretariats, held several discussions and joint events, including during COP 27 in Egypt and during CBD COP 15. Meetings of members of the LTV Steering Committee have been regularly convened, although recent significant personnel changes have resulted in vacancies in the Steering Committee, requiring an update in its membership.

59. Cross-participation in meetings at the global, regional, and national levels has increased. For example, the GEF presented LTV efforts at the GCF Global Programming Conference held on September 13-15, 2022. The two Secretariats also held a dedicated GEF-GCF Staff Consultation to advance LTV planning and implementation hosted by the GEF Secretariat on October 27-28, 2022. This consultation improved communication on, and the visibility of, LTV efforts within the Secretariats, explored joint programming opportunities (including with the Rwanda Environmental Management Authority, which participated virtually), identified key barriers to be overcome to achieve programming synergies, mapped plans for coordinated outreach at COP 27 and CBD COP 15, and explored key global climate, biodiversity and land degradation problems and solutions amenable to improved coherence and complementary of GEF and GCF financial support.

60. At the national level, the GCF participated in GEF national dialogues, for example in Malaysia, to demonstrate collaboration between the two entities to enhance national-level complementarity and coherence. A GCF representative also participated in the GEF regional workshop for francophone African countries.

#### *Processes and policies*

61. One of the key tasks included in the initial LTV workplan was the commissioning of a "thorough analysis of processes and policies of both funds to identify recommendations to support complementarity and coherence and assist developing countries and partners generate long-lasting results in climate change adaptation and mitigation." The findings from the study were meant to inform the consideration by the two Secretariats of enhancing the performance, coherence, and impact of GEF and GCF processes and policies through simplification, streamlining and harmonization.

<sup>56</sup> GEF, 2023, *Progress Report on the Long-Term Vision on Complementarity, Coherence and Collaboration between the Green Climate Fund and the Global Environment Facility*, Council Document GEF/C.64/Inf.07.

62. The two Secretariats jointly developed the terms of reference for the study in the spring of 2022, with the GEF Secretariat taking the lead in receiving proposals from qualified consultants. The selected consultants carried out an in-depth review of GEF and GCF policies, frameworks, guidelines, and reports, complemented by extensive interviews with the staff of both Secretariats, GEF Council members and GCF Board members, GEF focal points and GCF national designated authorities, GEF Agencies and GCF Accredited Entities, as well as other key stakeholders.

63. The draft report with recommendations and findings were submitted to the GEF and GCF Secretariats in mid-March and May 2023, respectively. The two Secretariats provided extensive feedback on the drafts. The final report was submitted to the two Secretariats on May 31, 2023, and the summary and recommendations were submitted as part of the Relations with Conventions and other international institutions document to the 64<sup>th</sup> GEF Council meeting and will also be submitted to the GCF Board. The full report was also made available on the GEF website.<sup>57</sup> Findings and recommendations from the study cover the areas of programming, country support and engagement, processes, and institutional coordination, among other. The two Secretariats plan to convene a series of working-level discussions on the findings and recommendations to plan concrete measures and explore ways to operationalize them for possible consideration by the Secretariats and governing bodies, in line with existing mandates.

#### *Collaborative and coordinated country programming*

64. Efforts to develop models for joint programming have continued, both to seek country opportunities for blended, parallel and sequenced financing and to identify and jointly pursue important common themes for climate action. Consistent with LTV goals, all such collaboration efforts seek to streamline access, minimize potential duplication of funding, and facilitate country-driven consultation processes. Specific examples undertaken in the 2022-2023 LTV implementation period included:

- (a) **Joint Programming in Rwanda.** A partnership was formed with the Task Force on Access to Climate Finance to explore measures for joint programming in an initial set of five pilot countries, namely Bangladesh, Fiji, Jamaica, Rwanda and Uganda. The first such effort, a Joint Programming Consultation, was held in Rwanda on December 15, 2022, in conjunction with the GEF National Dialogue organized by the Rwanda Environmental Management Authority (REMA) in collaboration with the GEF and GCF Secretariats. As an outcome of the consultations, Rwanda decided to use most of its available GEF-8 STAR allocation to fund the first phase of a large ecosystem restoration program in its South Province, with the expectation that the GCF and other partners could consider supporting Rwanda in financing complementary building blocks of the same program, contributing to its subsequent phases.
- (b) **Great Green Wall (GGW).** The collaboration continued among the GEF, GCF, participating countries of the Sahel region, and regional institutions in support of the GGW Initiative. The latest phase of support was defined, with roles for the GEF and GCF, especially in regional activities to complement national investments. For example, following the Board approval of the GCF GGW projects, such as FP183 Inclusive Green Financing Initiative (IGREENFIN I), the two Secretariats are currently undertaking technical discussions to establish a strong linkage between GCF projects and new GEF GGW projects under GEF-8.
- (c) **E-Mobility.** GEF and GCF Secretariats have continued to engage on this topic through several exchanges in the reporting period, including in the context of the preparation of the GEF-8 Global Programme to Support Countries to Upscale Integrated Electric Mobility Systems and in light of the recent approval of several regional initiatives by the GCF in this sector. Additional work has been carried out in coordination with relevant GEF Agencies and GCF Accredited Entities, with the view of identifying specific opportunities for national-level joint programming as well as global and regional collaboration through knowledge and support hubs.
- (d) **Simplified Approval Process (SAP).** The SAP is a GCF application process for projects or programs expected to possess significant climate impact potential requiring up to \$25 million from the GCF, based on the scaling up of successful solutions to low-emission and climate-resilient development with minimal environmental and social risks. During the October 2022 LTV consultations, particular attention was paid to exploring further options for the coordinated use of GCF SAP and GEF funding.

<sup>57</sup> 2023, *Processes and Policies of the GEF and the GCF: A Comparative Analysis to Foster Complementarity and Coherence*

*Sharing information, indicators, lessons learned, and knowledge*

65. Both GEF and GCF remain engaged under the Climate Funds Collaboration Platform on Results, Indicators and Methodologies for Impact (CFCP), which began its work in 2021 on improving mutual understanding of the respective processes and results monitoring practices of key participants in the global climate finance architecture. This dialogue has included the Adaptation Fund, the Climate Investment Funds (CIF), and the Mitigation Action Facility (formerly, the NAMA Facility). Following the conclusion of its first phase workplan in 2021, the GEF and GCF were strongly involved in the second phase, which started in 2022, co-chairing the first workshop focused on specific topics of relevance for the climate funds' monitoring practices, including CCM results and tracking (GHG measurement and reporting methodologies), results management in the agriculture, forestry and other land use (AFOLU) sector and tracking of co-benefits.

66. The third cycle of the Platform on Results workplan started in May 2023, with its first workshop focusing on gender-related indicators and methodologies to track gender results in climate projects. Two more workshops are expected to take place in 2023, one focusing on monitoring and evaluation policies and guidelines for measuring CCA results and seeking opportunities for harmonization of methodologies, and the second on building learning loops from the findings of project and program evaluations. The latter is to be organized by the climate funds with the involvement of their respective evaluation offices. The GEF and the GCF will continue to be strongly involved in preparing these events and implementing the 2023 workplan.

*Communication and outreach*

67. The most significant communication and outreach efforts were connected to the organization of the jointly branded GCF-GEF Pavilion at COP 27 and its associated events. Particular attention was given to highlighting examples of GEF-GCF collaboration, including a session providing an update on LTV implementation and its benefits with the participation of country partners as well as the GEF CEO and GCF Executive Director. A joint COP 27 engagement website was designed, launched, and co-managed by the GEF and the GCF, which included the program of the joint pavilion, live streams of events, and live newsfeeds about the two institutions' activities over the two weeks of the Conference.<sup>58</sup>

## 5. PRIVATE SECTOR AND BLENDED FINANCE

### Private Sector

68. GEF resources play a key role in piloting emerging innovative solutions, including technologies, management practices, supportive policies and strategies, and blended finance that foster private sector engagement for technology and innovation, and, more importantly, scaling up. The private sector is expected to play a key role in supporting the objectives of the GEF-8 Climate Change focal area strategy and GEF-8 Programming Strategy on Adaptation to Climate Change. In line with the GEF Private Sector Engagement Strategy (PSES),<sup>59</sup> prioritized interventions have potential to work strategically with multi-stakeholder platforms and foster a systematic approach to crowd in the private sector across the entire climate change portfolio.

69. As identified in the 2022 annual progress report of the Private Sector Engagement Strategy,<sup>60</sup> for all projects from the period October 2021 – October 2022, that have reached CEO endorsement, including from the SCCF/LDCF and the GEFTF, including the SGP, MSPs, and excluding non-grant instruments (NGIs), the total number of engaged private sector entities is 1,410 across the 254 considered projects.

70. Following the development and roll-out of Science-based Targets and the Task Force on Climate-related Financial Disclosures, many private sector actors have made commitments to becoming net-zero and are pursuing science-based targets to reduce GHG emissions, often going beyond their scope I and II emissions and into their supply chains, industry sectors or landscapes to reduce their scope III emissions.

<sup>58</sup> <https://www.thegef.org/events/gef-unfccc-cop27>

<sup>59</sup> GEF, 2020, *GEF's Private Sector Engagement Strategy*, Council Document GEF/C.59/07/Rev.01.

<sup>60</sup> GEF, 2022, *GEF Private Sector Engagement Strategy Annual Report 2022*, Council Document GEF/C.63/Inf.08. ; GEF, 2022, *Private Sector Engagement Implementation Plan*, Council Document GEF/C.63/Inf.18.



71. This has proven to be an effective entry point for the private sector in the GEF-7 Impact Programs targeting systems approaches to GHG reductions across cities, food systems, forest protection and management, chemicals, oceans and energy. Many private sector initiatives with robust climate goals for GHG mitigation and CCA are working actively in the portfolio of GEF-7 projects and applying GEF safeguards through their participation. These include:

- (a) The Fashion Pact with over 72 leading apparel companies representing over one third of global fashion production which has science-based targets to collectively reduce GHG emissions across the sector to achieve net-zero by 2050; and
- (b) The Sustainable Rice Landscapes initiative, which brings together over 80 companies with the International Rice Research Institute (IRRI), GIZ, United Nations Environment Programme (UNEP), Food and Agriculture Organization of the United Nations (FAO), the World Business Council on Sustainable Development (WBCSD) and the Sustainable Rice Platform across five countries to reduce methane emissions from rice and build the resilience of rice landscapes and communities to climate change.

72. The private sector is responding more frequently to the challenges of the Sustainable Development Goals (SDGs), and to the objectives and targets of the Rio Conventions, through more integrated approaches that frequently incorporate shared climate and environmental goals and many social goals for gender equity, indigenous peoples, eradication of child labor and for a decent living wage. This encouraging approach from the private sector aligns well with the GEF's own strategic development through the evolution of the GEF cycles to generate multiple environmental objectives into programs through an integrated approach.

73. At COP 27, on November 11, 2022, the GEF showcased examples of private sector leadership through collaborative approaches to GHG reductions through the side event "Multistakeholder Partnerships to Drive GHG Mitigation and Climate Change Adaptation," which explored how the leading private sector-led multi-stakeholder partnerships across food systems, oceans, energy, cities and fashion are working to drive systemic transformation while ensuring equitable transitions.

74. The integrated approach to system transformation was further explored at the COP 27 side event "Transforming Food Systems for Climate and Nature" on November 12, 2022, at which industry leaders discussed how priority actions across the public and private sectors can contribute to the linked goals of food security, biodiversity, equity, and climate change mitigation and adaptation.

### **Blended Finance**

75. The GEF continues to attract private sector investment partners by promoting the use of blended finance across its portfolio, with a strong and growing emphasis on NbS that deliver climate benefits and other environmental co-benefits.

76. Blended finance is the targeted use of concessional financing together with private finance in projects where actual or perceived risks are too high for private finance alone. By combining concessional and commercial financing, blended finance can achieve acceptable risk/return profiles for different types of financing partners, including private sector finance.

77. Blended finance is a structuring approach that allows organizations with different objectives to invest alongside each other while achieving their own objectives: financial return, environmental and social impact, or a blend of both. The different types of financing "blend" to achieve financial terms to attract private sector investment. Blended finance is therefore not a single instrument but offers a financial structure in which different investors with different investment priorities can participate. The use of financial instruments such as debt, equity or guarantees, among other, at concessional terms offers unique advantages for private sector participation, since it enables the GEF and other donors to de-risk financial structures, provide patient capital or lengthen maturities of financing (among other financial enhancements). These blended finance investments have proven to be quite valuable in pioneering new financial solutions and could be a key catalyst to further SDGs by attracting private sector investment.

78. The GEF and its Agencies have successfully used a wide array of NGIs such as debt, equity, and risk-sharing mechanisms to attract private sector investment and deliver GEBs beyond business as usual. In GEF-6, the NGI Pilot supported eleven innovative projects that provided \$99.5 million in GEF funding while attracting \$1.79 billion in co-financing through a balanced regional distribution addressing fundamental drivers of global environmental

degradation. In GEF-7, the GEF approved funding of \$122.6 million to ten projects and mobilized \$2.4 billion, of which more than 60 percent is from the private sector. In GEF-8, the GEF has been requested by donors to invest up to \$196 million in blended finance.<sup>61</sup> The first projects selected for GEF-8 blended finance window are described in Section III.3.

79. The GEF Blended Finance Policy<sup>62</sup> was updated and became effective as of January 2023.<sup>63</sup> The updated Policy will follow GEF-8 Programming Directions while aiming for innovation, speed and transparency in project approval and implementation. Major policy updates include: adding new financial instruments to adapt to the evolving environment of blended finance; and offering technical assistance for LDCs, SIDS and Micro, Small & Medium Enterprises (MSMEs) for better accessibility.

80. In principle, success with blended finance means future investments can be more fully handled through commercial financing. Going forward, the GEF and many other agencies are prioritizing NbS in line with the guidance from MEAs. Significant opportunities to finance investments that deliver biodiversity and land benefits along with mitigation and adaptation benefits are beginning to be prioritized.

81. While there is growing awareness on the need for investment in biodiversity amongst private financiers, most investment in nature today comes from national and sub-national governments and, to a lesser extent, from development banks, international NGOs, private foundations, and international agencies. Private sector actors, financial intermediaries, and institutional investors are largely absent, in part due to lack of capacity for rating nature-based investments, concerns about risk/return profile and the paucity of investable projects.

## 6. DEVELOPMENTS IN MULTILATERAL ENVIRONMENTAL AGREEMENTS

82. In the reporting period, two major developments on MEAs took place: (i) New high seas treaty on biodiversity beyond national jurisdiction (BBNJ), and (ii) Kunming-Montreal Global Biodiversity Framework (GBF) and the establishment of the GBF Fund. They are addressed in this section, along with their relevance to climate change. The expansion of the MEA coverage and additional, simplified support opportunities are expected to have positive impacts on the GEF's ability to support global environmental priorities in an integrated manner, including climate change.

### Biodiversity Beyond National Jurisdiction (BBNJ)

83. On June 19, 2023, the Agreement under the United Nations Convention on the Law of the Sea on the conservation and sustainable use of marine biological diversity of areas beyond national jurisdiction ("BBNJ") was adopted by consensus.<sup>64</sup> The Agreement identifies the GEF as part of its Financial Mechanism, along with a special fund and a voluntary trust fund to enable participation. The BBNJ will be the sixth MEA that the GEF serves as part of their financial mechanism.

84. The preamble to the Agreement states the need to address biodiversity loss and ecosystem degradation in the ocean in a coherent and cooperative manner, due to climate change impacts on marine ecosystems, such as warming and ocean deoxygenation, as well as ocean acidification, pollution, including plastic pollution, and unsustainable use. Article 7 of the Agreement includes the following as one of the principles and approaches to guide Parties to achieve the objective of the Agreement: "An approach that builds ecosystem resilience, including to adverse effects of climate change and ocean acidification, and also maintains and restores ecosystem integrity, including the carbon cycling services that underpin the role of the ocean in climate".

### Kunming-Montreal Global Biodiversity Framework (GBF) and GBF Fund

85. The Kunming-Montreal GBF was adopted at CBD COP 15 in December 2022, after more than three years of complex negotiations.<sup>65</sup>

<sup>61</sup> <https://www.thegef.org/what-we-do/topics/blended-finance>

<sup>62</sup> GEF, 2014, *Non-Grant Instruments*, Document FI/PL/02

<sup>63</sup> GEF, 2022, *GEF-8 Blended Finance Global Program and NGI Policy Update*, Council Document GEF/C.63/12.

<sup>64</sup> 2023, *Agreement under the United Nations Convention on the Law of the Sea on the conservation and sustainable use of marine biological diversity of areas beyond national jurisdiction*, A/CONF.232/2023/4

<sup>65</sup> CBD, 2022, *Decision Adopted by the Conference of the Parties to the Convention on Biological Diversity, 15/4. Kunming-Montreal Global Biodiversity Framework*, CBD/COP/DEC/15/4.

86. The new framework recognizes the interlinkages between biodiversity and climate change: its target 8 calls to “minimize the impact of climate change and ocean acidification on biodiversity and increase its resilience through mitigation, adaptation, and disaster risk reduction actions, including through nature-based solution and/or ecosystem-based approaches, while minimizing negative and fostering positive impacts of climate action on biodiversity.”

87. Recognizing the urgency to increase international biodiversity finance, the COP requested the GEF to establish a dedicated and accessible GBF Fund in 2023 that can quickly mobilize and disburse new and additional resources from all sources, commensurate with the ambition of the GBF.<sup>66, 67</sup> In response, the GEF Council, at 64<sup>th</sup> meeting in June 2023, approved the establishment of the GBF Fund and its Programming Directions.<sup>68</sup> The GBF Fund is expected to be launched at the GEF Assembly in August 2023. The GBF Fund will use and report on core indicators that track climate change impacts, including mitigated GHG emissions. In addition, the GBF Fund will adopt specific project cycle simplification measures, modified from the current GEF procedures, including a single project modality, one-step project approval process, enhanced changes on the project review, new templates, and updates of relevant policy requirements.

88. The Kunming-Montreal GBF specifically references the role blended finance can play in helping achieve the target of mobilizing \$30 billion by 2030 in annual biodiversity-related international financial flows. The GEF recently published a report “Innovative Finance for Nature and People”<sup>69</sup> to highlight opportunities and challenges for biodiversity-positive carbon credits, nature certificates and other financial tools that could become part of the GBF Fund.

89. Building on this work to explore innovative financing opportunities with biodiversity and climate benefits, France and the United Kingdom announced an Advisory Panel on high integrity biodiversity credits at the Paris Summit for a New Financial Pact on June 22, 2023. The GEF has been requested to support the Advisory Panel to work on a roadmap for COP 28 and beyond.

## PART III: GEF’S ACHIEVEMENTS

### 1. CLIMATE CHANGE MITIGATION

#### Overview of GEF Support for Mitigation since GEF’s Inception

90. Since its establishment in 1991, the GEF has been funding projects with CCM objectives in developing countries and countries with economy in transition (CEIT). As at June 30, 2023, the GEF has funded 1,098 projects on CCM with \$8.0 billion of GEF support, including GEF project financing, PPGs and Agency fees, in 166 countries. The GEF project financing leveraged \$68.6 billion from a variety of sources, including GEF Agencies, national and local governments, multilateral and bilateral agencies, the private sector, and CSOs. The average co-financing ratio of CCM projects was 1 (GEF) to 8.5 (co-financing).<sup>70</sup> In addition, the GEF has supported 477 EAs, including NCs, BURs, BTRs and TNAs, with \$600.6 million, including Agency fees, from the GEFTF. The GEF support to EAs is described in Section 5.

91. Out of 1,098 CCM projects, 26.9 percent were in Africa, 30.0 percent in Asia, 18.5 percent in Latin America and the Caribbean (LAC), and 15.5 percent in Eastern Europe and Central Asia (ECA). In addition, 101 projects with global or regional scope were funded, accounting for 9.2 percent of the overall CCM portfolio (Table 2).

92. Seventeen GEF Agencies have participated in the implementation of these CCM projects. UNDP, the World Bank, United Nations Industrial Development Organization (UNIDO), and UNEP had the major shares of the portfolio in project development and implementation (Table 3).

<sup>66</sup> CBD, 2022, *Decision Adopted by the Conference of the Parties to the Convention on Biological Diversity, 15/7. Resource mobilization*, CBD/COP/DEC/15/7.

<sup>67</sup> CBD, 2022, *Decision Adopted by the Conference of the Parties to the Convention on Biological Diversity, 15/15. Financial Mechanism*, CBD/COP/DEC/15/15.

<sup>68</sup> GEF, 2023, *Establishment of a New Trust Fund: The Global Biodiversity Framework Fund*, Council Document GEF/C.64/05/Rev.01.

<sup>69</sup> <https://www.thegef.org/newsroom/publications/innovative-finance-nature-and-people>

<sup>70</sup> The co-financing ratio is calculated in accordance with the GEF Updated Co-financing Policy, excluding EAs, PPGs and Agency fees (GEF, 2018, *Updated Co-financing Policy*, Council Document GEF/C.54/10/Rev.01).

93. Table 4 presents these 1,098 projects by GEF phase and categorizes them by areas, including technology transfer and innovative low-carbon technologies, energy efficiency, renewable energy, sustainable transport and urban systems, AFOLU, SGP, and mixed and others. They also include projects with multiple CCM objectives and multi-focal area (MFA) projects that have direct impact on GHG emission reductions. As shown in Figure 1, the total combined share of energy efficiency and renewable energy projects was significant, accounting for approximately 48.0 percent in terms of total number of projects, and 34.0 percent in terms of total CCM funding. The AFOLU sector accounted for 17.9 percent of the total project number and 28.9 percent of the total CCM funding. The sustainable transport and urban systems projects accounted for 9.9 percent in terms of total number of projects and 11.1 percent of the total CCM funding.

**Table 2: Cumulative GEF Projects and Programs on Climate Change Mitigation by Region**

| Region <sup>a</sup> | Projects     |              | GEF Amount <sup>b</sup> |              | Co-financing <sup>c</sup> |              | Co-financing ratio |
|---------------------|--------------|--------------|-------------------------|--------------|---------------------------|--------------|--------------------|
|                     | Number       | Share (%)    | \$ million              | Share (%)    | \$ million                | Share (%)    |                    |
| Africa              | 295          | 26.9         | 1,552.1                 | 19.3         | 10,968.0                  | 16.0         | 7.1                |
| Asia                | 329          | 30.0         | 2,154.4                 | 26.8         | 25,255.4                  | 36.8         | 11.7               |
| ECA                 | 170          | 15.5         | 807.9                   | 10.1         | 7,567.1                   | 11.0         | 9.4                |
| LAC                 | 203          | 18.5         | 1,562.8                 | 19.5         | 11,202.3                  | 16.3         | 7.2                |
| Global              | 87           | 7.9          | 1,837.1                 | 22.9         | 12,644.2                  | 18.4         | 6.9                |
| Regional            | 14           | 1.3          | 118.4                   | 1.5          | 976.8                     | 1.4          | 8.3                |
| <b>Total</b>        | <b>1,098</b> | <b>100.0</b> | <b>8,032.7</b>          | <b>100.0</b> | <b>68,613.8</b>           | <b>100.0</b> | <b>8.5</b>         |

<sup>a</sup> The individual region rows include single country projects in that region; the “global” row includes multi-country projects spanning at least two regions; and the “regional” row includes multi-country projects in the same region.

<sup>b</sup> These amounts include all focal area contributions to climate change, including PPGs and Agency fees.

<sup>c</sup> These figures include actual and expected co-financing.

**Table 3: GEF Funding for Projects and Programs with Climate Change Mitigation Components**

|                      | Number of projects          |              |            | GEF amount<br>(\$ million) |
|----------------------|-----------------------------|--------------|------------|----------------------------|
|                      | CCM stand-alone<br>projects | MFA projects | Total      |                            |
| GEF-4<br>(2006-2010) | 174                         | 26           | 200        | 922.6                      |
| GEF-5<br>(2010-2014) | 166                         | 85           | 251        | 1,521.3                    |
| GEF-6<br>(2014-2018) | 110                         | 107          | 217        | 1,369.2                    |
| GEF-7<br>(2018-2022) | 94                          | 37           | 129        | 1,298.5                    |
| GEF-8<br>(2022-2026) | 7                           | 17           | 24         | 1,050.1                    |
| <b>Total</b>         | <b>551</b>                  | <b>272</b>   | <b>821</b> | <b>6,161.7</b>             |

**Table 4: GEF Projects and Programs on Climate Change Mitigation by Phase  
(Excluding EAs and CBIT Trust Fund<sup>a</sup> projects) (in \$ million)**

| Phase                 |              | Technology transfer/<br>Innovative low-carbon technologies <sup>b</sup> | Energy efficiency | Renewable energy | Transport/Urban | AFOLU <sup>c</sup> | Small Grants Programme <sup>d</sup> | Mixed and others <sup>e</sup> | Grand Total |
|-----------------------|--------------|---|-------------------|------------------|-----------------|--------------------|-------------------------------------|-------------------------------|-------------|
| GEF Pilot (1991-1994) | # Projects   | 2   | 7                 | 12               | 2               | 2                  | -                                   | 3                             | 28          |
|                       | GEF amount   | 10.1  | 33.3              | 94.5             | 9.0             | 4.0                | -                                   | 46.7                          | 197.6       |
|                       | Co-financing | 0.1   | 341.2             | 1,848.0          | 2.0             | 0.1                | -                                   | 145.9                         | 2,337.2     |
| GEF-1 (1994-1998)     | # Projects   | 2   | 16                | 16               | -               | -                  | -                                   | 6                             | 40          |
|                       | GEF amount   | 8.2   | 134.4             | 146.9            | -               | -                  | -                                   | 27.0                          | 316.4       |
|                       | Co-financing | 6.2   | 447.5             | 809.7            | -               | -                  | -                                   | 94.5                          | 1,357.8     |
| GEF-2 (1998-2002)     | # Projects   | 6   | 32                | 44               | 6               | 1                  | -                                   | 6                             | 95          |
|                       | GEF amount   | 102.3   | 189.9             | 227.8            | 30.0            | 0.9                | -                                   | 19.1                          | 570.1       |
|                       | Co-financing | 827.8   | 2,025.4           | 1,097.8          | 28.3            | 1.0                | -                                   | 182.9                         | 4,163.3     |
| GEF-3 (2002-2006)     | # Projects   | 4   | 29                | 53               | 13              | -                  | -                                   | 13                            | 112         |
|                       | GEF amount   | 64.6  | 228.2             | 248.6            | 88.8            | -                  | -                                   | 73.0                          | 703.2       |
|                       | Co-financing | 309.2   | 1,310.1           | 1,462.3          | 886.1           | -                  | -                                   | 339.3                         | 4,306.9     |
| GEF-4 (2006-2010)     | # Projects   | 9   | 83                | 47               | 19              | 25                 | 3                                   | 14                            | 200         |
|                       | GEF amount   | 46.3  | 382.5             | 117.8            | 109.8           | 121.5              | 65.3                                | 79.4                          | 922.6       |
|                       | Co-financing | 215.2   | 3,747.4           | 855.7            | 2,081.7         | 870.9              | 44.5                                | 468.4                         | 8,283.8     |
| GEF-5 (2010-2014)     | # Projects   | 37  | 38                | 56               | 25              | 68                 | 10                                  | 17                            | 251         |
|                       | GEF amount   | 221.5   | 199.1             | 206.6            | 122.7           | 506.8              | 159.0                               | 105.7                         | 1,521.3     |
|                       | Co-financing | 1,787.9   | 4,355.7           | 2,022.5          | 2,477.2         | 2,338.6            | 160.5                               | 1,046.1                       | 14,188.6    |
| GEF-6 (2014-2018)     | # Projects   | 12  | 26                | 32               | 32              | 77                 | 13                                  | 25                            | 217         |
|                       | GEF amount   | 32.8  | 110.2             | 169.0            | 249.1           | 642.1              | 76.0                                | 90.0                          | 1,369.2     |
|                       | Co-financing | 258.4   | 1,270.3           | 2,783.3          | 3,584.1         | 4,403.9            | 105.3                               | 691.6                         | 13,091.7    |
| GEF-7 (2018-2022)     | # Projects   | 9   | 21                | 12               | 11              | 14                 | 9                                   | 55                            | 131         |
|                       | GEF amount   | 40.9  | 93.1              | 91.3             | 243.3           | 621.4              | 73.5                                | 134.8                         | 1,298.3     |
|                       | Co-financing | 283.5   | 2,041.3           | 1,151.1          | 2,620.8         | 5,246.4            | 98.5                                | 352.3                         | 11,793.9    |

| Phase                |              | Technology transfer/<br>Innovative low-carbon technologies <sup>b</sup> | Energy efficiency | Renewable energy | Transport/Urban | AFOLU <sup>c</sup> | Small Grants Programme <sup>d</sup> | Mixed and others <sup>e</sup> | Grand Total |
|----------------------|--------------|---|-------------------|------------------|-----------------|--------------------|-------------------------------------|-------------------------------|-------------|
| GEF-8<br>(2022-2026) | # Projects   | 4   | 0                 | 2                | 1               | 10                 | 0.0                                 | 7                             | 24          |
|                      | GEF amount   | 36.4  | 0                 | 30.0             | 24.8            | 395.5              | 0.0                                 | 552.4                         | 1,039.1     |
|                      | Co-financing | 279.8   | 0                 | 1,155.0          | 129.4           | 2,432.2            | 0.0                                 | 3,581.5                       | 7,577.9     |
| Total                | # Projects   | 85  | 252               | 274              | 109             | 197                | 35                                  | 146                           | 1,098       |
|                      | GEF amount   | 563.1   | 1304.3            | 1,398.7          | 877.6           | 2,292.2            | 373.8                               | 1,128.2                       | 7,937.9     |
|                      | Co-financing | 3,968.0   | 15,638.9          | 12,978.9         | 11,809.7        | 15,287.8           | 408.8                               | 6,902.5                       | 66,994.6    |

<sup>a</sup> CBIT projects were funded by the CBIT Trust Fund (CBIT TF) in GEF-6. Since GEF-7, they have been funded by the GEFTF and CBIT TF and they are included in 'Mixed and others'.

<sup>b</sup> 'Technology Transfer' (TT) means 'special initiative on technology transfer' up to GEF-4, 'promoting innovative low-carbon technologies (LCTs)' in GEF-5 and 'promoting timely development, demonstration, and financing of LCTs and CCM options' in GEF-6 and GEF-7.

<sup>c</sup> These include projects under the CCM focal area objective focused on land use, land-use change and forestry (LULUCF), climate-smart agriculture, and projects receiving sustainable forest management (SFM) incentive.

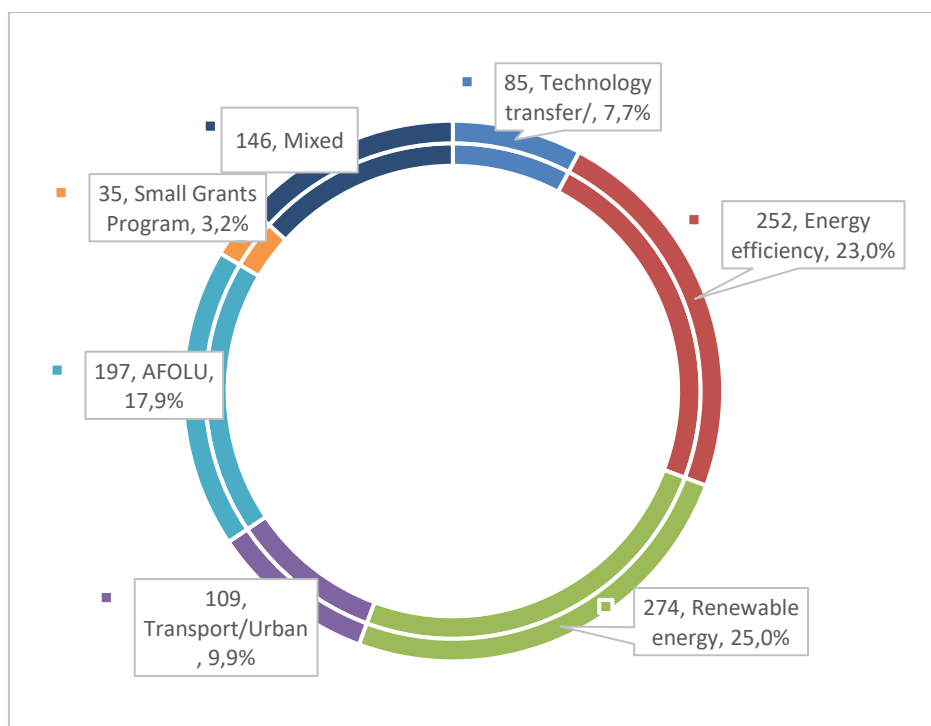
<sup>d</sup> There were 11 SGP projects from GEF Pilot to GEF-3 that had CCM objectives. However, funding contributed for CCM was not recorded in these early periods. The total GEF amount for these projects was \$261 million, and they leveraged \$204 million of co-financing.

<sup>e</sup> 'Mixed' projects are projects with multiple CCM objectives. 'Others' include seven projects relating to methane and three projects relating to fuel substitution. In GEF-6, 'Others' include five intended NDC (INDC) preparation projects and two applied research projects on the global commons. In GEF-7, 'Others' include 45 CBIT projects.

<sup>f</sup> GEF amounts in this table include PPGs and Agency fees.

<sup>g</sup> Co-financing figures in this table include expected co-financing.

**Figure 1: Cumulative GEF Projects and Programs on Climate Change Mitigation by Sector<sup>a</sup>**



<sup>a</sup> Calculated on the basis of number of projects.

**Climate Change Mitigation Programming in the Reporting Period**

94. In the reporting period, the GEFTF programmed \$1.1 billion,<sup>71</sup> including GEF project financing, PPGs and Agency fees, for activities expected to generate CCM benefits, of which 258.7 million (or 24.6 percent) were drawn from the CCM Focal Area and the rest from other GEF focal areas and set-aside incentives. Twenty-four GEF investments were approved in the reporting period, including seven CCM projects, six MFA projects, and eleven programs (including IPs), as well as five EAs (including phase V of the Global TNA Project). Out of the 24 projects and programs excluding EAs (EAs are covered in Part II Section 5 of this report), one was an MSP, and 23 were FSPs. The 24 projects include one CBIT investment. These new investments with CCM potential approved in the reporting period are expected to avoid or sequester 1,007.4 Mt CO<sub>2</sub> eq in total over their lifetime.<sup>72</sup>

95. These 13 projects and 11 programs (excluding EAs) are expected to leverage approximately \$7.6 billion in co-financing, resulting in a co-financing ratio of 1 (GEF) to 9.1 (co-financing).<sup>73</sup> Annex 2 lists the CCM projects, programs, and EAs approved under the GEFTF in the reporting period.

96. The 24 projects and programs<sup>74</sup> approved in the reporting period are distributed in more than 75 countries across all regions and include regional and global projects. Two projects and two programs are in Africa, three projects and one program are in Asia and the Pacific, six projects and two programs are in LAC, one project is in ECA, six programs are global and one project is regional. Regional distribution of GEF CCM-relevant investments is \$99.9 million (9.5 percent) for the Africa region, \$79.2 million (7.5 percent) for Asia and the Pacific, \$215.4 million (20.5 percent) for LAC, \$8.7 million for ECA (0.8 percent), and \$646.9 million (61.6 percent) for global and regional projects.

<sup>71</sup> This includes the approval of six IPs, all of them expected to generate CCM benefits. The *Amazon, Congo, and Critical Forest Biomes* IP comprises five different programs, i.e., Congo, Amazon, Guinea, Indo-Malaysian and Mesoamerica Forests.

<sup>72</sup> Approximately 76.3 percent of the 1,007.4 Mt CO<sub>2</sub> eq are expected to be avoided or sequestered by the six IPs approved in this reporting period. See section below on GEF-8 IPs.

<sup>73</sup> The co-financing ratio is calculated in accordance with the GEF Updated Co-financing Policy, excluding EAs, PPGs and Agency fees (GEF, 2018, *Updated Co-financing Policy*, Council Document GEF/C.54/10/Rev.01).

<sup>74</sup> The 24 projects and programs do not include EAs.



97. Seventeen projects and programs out of 24 (70.8 percent) are categorized as MFA projects, meaning that project components and funding support are also aligned with other GEF strategic objectives, such as biodiversity, land degradation and chemicals and waste. There is one project that addresses both CCA and CCM objectives as an MTF project, (*Resilient Communities, Land Restoration and Sustainable Ecosystem Management in Zambia*, GEF ID 11212).

98. Four CCM projects focus on technology innovation and transfer; two on renewable energy; one program on sustainable transport and urban systems; ten projects and programs on AFOLU; and seven have mixed or other objectives, including one CBIT project. Table 5 summarizes estimated results per type of projects and programs.

99. The projects and programs approved in this reporting period are implemented by eight GEF Agencies. Thirteen projects are implemented by a single Agency, while all the programs are multi-Agency investments. The World Bank has the largest share in terms of the number of single-Agency projects (four, or 30.8 percent), followed by FAO (three, or 23.1) and UNEP (three, or 23.1). The Inter-American Development Bank (IADB), UNDP and UNIDO each have one project.

100. In addition to financing the implementation of projects, the GEF assists eligible countries at their request with the preparation of projects and programs, through PPGs. In the reporting period, the GEF provided a total of \$23.4 million in PPGs from the GEFTF for the preparation of 20 projects and programs out of the 24 that were approved.

**Table 5: Expected Results from Climate Change Mitigation Projects and Programs Approved in the Reporting Period**

| Type of Projects and Programs       | Total Expected Emission Reductions (Mt CO <sub>2</sub> eq) | Number of Women  | Number of Men    | Total Number of Beneficiaries |
|-------------------------------------|--|------------------|------------------|-------------------------------|
| Technology transfer/Innovative LCTs | 148.9  | 26,456           | 26,624           | 53,080                        |
| Renewable energy                    | 14.5   | 1,785            | 11,815           | 13,600                        |
| Urban/Transport                     | 10.9   | 11,256           | 13,244           | 24,500                        |
| AFOLU                               | 335.4  | 691,253          | 733,041          | 1,424,295                     |
| Mixed/others                        | 497.7  | 3,147,546        | 3,140,893        | 6,288,439                     |
| <b>Total</b>                        | <b>1,007.4</b>   | <b>3,878,293</b> | <b>3,925,617</b> | <b>7,803,913</b>              |

#### GEF STAR Support for Key Mitigation Sectors in the Reporting Period

101. The thematic scope of the GEF portfolio of CCM projects has changed significantly in GEF-7, compared to the previous replenishment cycles. In particular, the development of CCM projects has moved towards more integrated projects with multi-sectoral and multi-focal area approaches aimed at generating the transformation of key economic systems. CCM activities in key sectors supported by the GEF in the reporting period are presented below. Technology transfer, including Phase V of the Global TNA Project, is presented in Part III, Section 6, as it is a cross-cutting topic for both CCM and CCA.

#### *Decarbonized Power Systems*

102. The GEF approved three projects contributing to decarbonized power systems in the reporting period, with \$35.2 million in GEF STAR funding and leveraging \$1.2 billion in co-financing. Expected GHG emission reductions amount to 15.1 Mt CO<sub>2</sub> eq. These projects are aligned with objective 1.2 “Enable the transition to decarbonized power systems” under Pillar 1 of the GEF-8 CCM Strategy. Two out of these three projects have been approved under the GEF NGI window (also known as blended finance window). For example, the World Bank NGI *Chile Green Hydrogen Facility* project will catalyze the early deployment of green hydrogen projects. The GEF non-grant resources will be used to establish a reserve account to provide risk sharing, leveraging an International Bank for Reconstruction and Development (IBRD) loan and attracting commercial lending. Partnering with a Chilean executing partner CORFO, this project will foster a financial environment for private sector partners that would otherwise find the technology too risky. The project is expected to support at least 10 green hydrogen sub-projects developed by private sponsors,

leading to production of 16,000 tons of green hydrogen per year, and mitigating 2.3 Mt CO<sub>2</sub> eq over an 18-year period.

#### *Efficient Use of Energy and Materials*

103. In the reporting period, the GEF approved two projects contributing to the efficient use of energy and materials, with \$13.4 million in GEF STAR funding and leveraging \$86.9 million in co-financing. Expected GHG emission reductions amount to 1.3 Mt CO<sub>2</sub> eq. These projects are aligned with objective 1.1 “Accelerate the efficient use of energy and materials” under Pillar 1 of the GEF-8 CCM Strategy. The project *Promoting Zero-emission Buildings in Brazil through Climate Technologies and Policies (EDinova)* aims to promote the decarbonization of the Brazilian building and construction sector through the adoption of innovative technologies and public policies. The project is expected to be transformative in supporting Brazil to transition to a net-zero building and construction sector by 2050, and is expected to achieve GHG emission mitigation of 1.0 Mt CO<sub>2</sub> eq over the project lifetime.

#### *Zero-emission Mobility*

104. In the reporting period, the GEF supported one program promoting electric mobility with \$20.8 million in GEF STAR funding and leveraging \$122.7 million in co-financing. This program is expected to mitigate 10.9 Mt CO<sub>2</sub> eq and is aligned with key objective 1.3 “Scale up zero-emission mobility of people and goods” under Pillar 1 of the GEF-8 CCM Strategy. The GEF-8 *Global Program to Support Countries to Upscale Integrated Electric Mobility Systems* is an example of an innovative approach for scaling up electric mobility technology including investments. The program aims at establishing an innovative global framework to address key challenges of used electric vehicle trade, end-of-life electric vehicles and batteries and circularity, last-mile connectivity, transport-power sector integration, charging infrastructure and innovative financing models (such as emission certificate generation, aggregation and trade). One of the main outcomes of the project is investment in pilots for e-mobility infrastructure, including in end-of-life electric vehicles and battery end-of-life treatment and circularity activities. The program has also introduced a major gender component, which includes a wide set of gender activities at normative and operational levels. It will continue and expand the activities started under GEF-7 and make use of the governance structures and institutional set-up that were already established, realizing economies of scale. In addition to significant CO<sub>2</sub> emission reductions, the implementation of the program is also expected to lead to the mitigation of POPs emissions (both from incomplete combustion of petroleum fuels in old and/or badly maintained vehicles, and from improved handling of end-of life vehicles and batteries), and to the mitigation of otherwise uncontrolled large quantities of e-waste and plastic litter.

#### *Nature-based Solutions*

105. In the reporting period, the GEF supported five projects promoting NbS with high CCM potential, with \$3.0 million in GEF STAR funding and leveraging \$39.7 million in co-financing. These projects are expected to mitigate 52.0 Mt CO<sub>2</sub> eq and are aligned with key objective 1.4. “Promoting nature-based solutions with high mitigation impacts” under Pillar 1 of the GEF-8 CCM Strategy. For example, *Ecosystem Restoration and Sustainable Livelihoods in the Biocultural Corridor of the Central West of Mexico (COBIOCOM)* aims at rebuilding ecological integrity and promoting green recovery through integrated landscape management, multi-level governance and innovative financing. The project is expected to reverse ecosystem loss, habitat fragmentation and degradation through mosaics, improving the provision of ecosystem services in both natural and productive landscapes. Measures for land restoration and management will contribute to biodiversity conservation and sustainable use, food and water security, improved livelihoods, jobs, and avoided conflicts and migration. The project is expected to mitigate approximately 34.7 Mt CO<sub>2</sub> eq of GHG emissions.

#### *Mixed and Others*

106. In the reporting period, the GEF has supported two projects that were categorized as ‘mixed and others’, out of which one is a CBIT project. The *Yield Lab Opportunity Fund I: Accelerating Technology and Local Innovation for Sustainable and Decarbonized Food Systems in Latin America and the Caribbean* is an NGI project aiming to finance a portfolio of crucial and early-stage tech-based startups supporting decarbonized and sustainable food systems as enablers for high impact in climate change mitigation, adaptation, and restoration through a systemic approach throughout the value chain. The proposed project will channel GEF

financing through an equity investment in the Yield Lab Latam Fund of US\$ 6.0 million, by which up to 30 agro-technological startups in early stages will receive smart capital investment and specialized support. The objective of this investment is to channel entrepreneurial capital to agrotech startups in LAC. The project is expected to mitigate approximately 12.7 Mt CO<sub>2</sub> eq of GHG emissions. One CBIT project in Chad that was approved in the reporting period with CCM set-aside funding was categorized as ‘others’. This project is described in Annex 2, while the CBIT is further discussed in Part III, Section 5.

### **CCM Focal Area Set-aside**

107. In addition to the programming of STAR resources for climate action, the GEF continued to provide timely financial support to developing countries to meet their obligations under the UNFCCC and the Paris Agreement through the CCM set-aside. In GEF-8, the GEF approved \$11.0 million for five EAs, including 17 TNAs) through the approval of Phase V of the Global TNA Project. In addition, the GEF approved one CBIT project, for a total of \$1.2 million. Detailed information on the GEF support for the operationalization of the Paris Agreement’s ETF is provided in Part II.

### **GEF-8 Integrated Programs**

108. The GEF-8 programming architecture builds on the successful approach in GEF-7 of investing in integrated programming and focal area actions to maximize potential for more impactful outcomes in supporting Convention-related needs and expectations. The GEF-8 Programming Strategy intends to encourage countries to move more of their programming towards eleven IPs that address the major environmental needs of the planet for which the GEF has a mandate, including climate change. The IPs were identified through a consultative process involving experts from the GEF Partnership, which also reinforced their critical importance for transforming key economic systems. Taken together, these 11 programs are responsible for mitigating approximately 965.6 Mt CO<sub>2</sub> eq (or 51 percent) of the expected CCM outcomes from GEF-8 programming.

109. In this reporting period, six out of the eleven IPs were approved. Collectively, these six IPs cover all GEF recipient country regions and include a total of 67 countries that will participate with child projects. The total IP resources requested for these six IPs amounted to \$879.6 million. These six IPs are expected to mitigate approximately 768.4 Mt CO<sub>2</sub> eq. A short description of key contributions of these six IPs to climate change outcomes is provided below.

#### *Net-zero Nature-positive (NZNP) Accelerator IP*

110. The *NZNP Accelerator* IP will significantly contribute to the generation of CCM outcomes by raising the level of ambition of CCM plans and NDCs in participating countries to a level that aligns with the pathway needed to reach net zero emissions around 2050. It will support countries to prepare NDCs and LTSs that are consistent with the long-term temperature goals of the Paris Agreement, translate them into short- and medium-term targets coupled with coherent and enforceable policies, and move swiftly from planning to implementation. With a GEF funding envelope of \$107.6 million, this IP is expected to mitigate 74.7 Mt CO<sub>2</sub> eq.

#### *Amazon, Congo, and Critical Forest Biomes IP*

111. The GEF’s historic SFM investments have already demonstrated the significant climate change benefits available through integrated approaches on forests. In GEF-8, this IP (which comprises five different programs) will foster low-carbon strategies focusing on intact forest landscapes, such as in the Amazon and the Congo Basin. The targeted ecosystems, which are key carbon sinks with high capacity of carbon removal, are increasingly threatened, and are therefore critical to halting the release of GHG emissions through SFM and avoided deforestation and by enhancing carbon stocks above and below ground. With a GEF budget envelope of \$284.9 million, this IP is expected to mitigate 494.5 Mt CO<sub>2</sub> eq.

#### *Circular Solutions to Plastic Pollution IP*

112. The *Circular Solutions to Plastic Pollution* IP will tackle plastic production, consumption, and waste, which will reduce carbon emissions since GHGs are emitted at every stage of the plastic lifecycle. The IP will work toward eliminating plastic pollution, promoting innovative solutions, and fostering circular systems. By using resources more efficiently, reducing waste, and following cradle-to-grave design principles, GHG

emissions can be significantly reduced. With a GEF budget envelope of \$104.9 million, this IP is expected to mitigate 6.0 Mt CO<sub>2</sub> eq.

*Ecosystem Restoration IP*

113. Soils play a crucial role in global climate processes through their regulation of CO<sub>2</sub>, nitrous oxide, and methane. At the global scale, soils and the biomass they hold are the major terrestrial reservoir of carbon and therefore have a major influence on the concentration of GHG in the atmosphere, making the restoration of ecosystems crucial to global CCM efforts. The *Ecosystem Restoration* IP will work to restore carbon stocks and reservoirs in a variety of ecosystem types, including peatlands, and will produce significant CCA and livelihood co-benefits for farmers and rural communities. With a GEF budget envelope of \$ 200.4 million, this IP is expected to mitigate 133.0 Mt CO<sub>2</sub> eq.

*Blue and Green Islands IP*

114. The *Blue and Green Islands* IP addresses the interdependence of environment and economic systems in SIDS and the need to embed nature at the center of development while maintaining the health and integrity of the ecosystems on which they rely. Through the IP, SIDS will have the opportunity to collectively build on existing interventions to demonstrate the transformational potential of incorporating the value of nature into decision-making and using innovative NbS to achieve environment and development commitments. With a GEF budget envelope of \$ 132.1 million, this IP is expected to mitigate 52.2 Mt CO<sub>2</sub> eq.

*Eliminating Hazardous Chemicals from Supply Chains IP*

115. This IP focuses on two industries with long and complex supply chains that continue to fuel the triple planetary crisis of climate change, chemical pollution, and biodiversity loss: fashion and construction. With action in both industries typically concentrated on climate change and biodiversity, leaving pollution behind, the IP will advance the integrated approach towards re-orienting the action in each global value chain and maximizing potential for transformative change. With a GEF budget envelope of \$ 49.8 million, this IP is expected to mitigate 7.9 Mt CO<sub>2</sub> eq.

**GEF-8 Investments Directly and Indirectly Related to Climate Change Mitigation**

116. The GEF-8 Policy Recommendations requested the Secretariat to monitor that GEF investments directly and indirectly related to climate change amount to a minimum of 80 percent of all GEF funding commitments in the GEF-8 period, with GEF investments directly and indirectly related to CCM amounting to a minimum of 65 percent of all GEF funding commitments in the GEF-8 period.

117. The GEF-8 corporate Scorecard<sup>75</sup> tracks GEF-8 financing contributing towards CCM and CCA as a principal or significant objective against the indicative targets covering GEF-8 investments to date, consistent with the Organisation for Economic Co-operation and Development (OECD) Development Assistance Committee (DAC) Rio Marker methodology. At the end of the reporting period, the share of GEF investments directly and indirectly related to climate change amounted to 83 percent, and the share of GEF investments directly and indirectly related to CCM amounted to 79 percent.

**2. CLIMATE CHANGE ADAPTATION**

**Overview of GEF Support for Adaptation**

118. As an operating entity of the Financial Mechanism of the UNFCCC, the GEF has played a pioneering role in supporting CCA. It was entrusted with the management of two funds that prioritize CCA, the LDCF and SCCF, both established in 2001, as an outcome of the Marrakesh Accords. Since inception, they have supported an extensive portfolio on climate resilience, with 487 projects totaling \$2,131.94 million, including GEF project financing, PPGs and Agency fees, and leveraging \$12,501.16 million in co-financing, which is not required.

<sup>75</sup> [https://www.thegef.org/sites/default/files/documents/2023-06/GEF8\\_Corporate\\_Scorecard\\_June\\_2023.pdf](https://www.thegef.org/sites/default/files/documents/2023-06/GEF8_Corporate_Scorecard_June_2023.pdf)

119. The LDCF was established to support the special needs of LDCs, as enshrined in Article 4 of the UNFCCC and the LDC Work Programme. The SCCF was established to finance activities, programs, and measures in all non-Annex I countries relating to climate change that are complementary to those funded by the CCM focal area of the GEFTF, and through bilateral and multilateral sources. While the SCCF has four financing windows, CCA was prioritized, in accordance with COP guidance (decision 5/CP.9)<sup>76</sup>

120. Projects and programs supported through both Funds are designed based on the information and guidance provided in NCs, NAPAs, NAPs and NDCs, as well as other relevant assessments and action plans. They adhere to the guiding principles of country-driven actions, replicability, sustainability and stakeholder participation, with a strong focus on gender equality and mainstreaming. These guiding principles have been elaborated in relevant GEF policies, as well as in the programming principles and strategies that guide its support for CCA.

121. The GEF-7 period saw several innovations for both Funds, which have continued into GEF-8. A per-country access cap of \$10 million that was introduced for the LDCF in GEF-7, has been increased to \$20 per LDC in GEF-8. Recognizing the unique vulnerability of SIDS to adverse climate change impacts, each non-LDC SIDS may access between \$3 and \$6.5 million in GEF-8 from the SCCF Window A. The Challenge Program for Adaptation Innovation was launched in GEF-7 and, due to its success in engaging with a broader set of partners and in promoting innovation with the private sector, will be scaled up in GEF-8. The GEF-8 Adaptation Strategy also introduced three budgeted dedicated programs, which seek to enhance outreach to countries to build capacity on adaptation, as well as improve knowledge capture and sharing from the LDCF/SCCF portfolio while also expanding visibility of the Funds.

122. In GEF-7, progress was made to increase the balanced distribution of LDCF and SCCF among Agencies, which will be further enhanced in GEF-8. The Agency distribution of the LDCF and SCCF portfolios improved significantly, with no Agency receiving more than 30 percent of the funding for the portfolio. Efforts were also made to facilitate MTF programming, recognizing the potential to address systemic challenges faced by countries, especially in efforts towards urban development in SIDS, and food security in African LDCs.

123. Following the COP guidance to support the NAP process (decision 12/CP.18, paragraphs 1 and 4), the GEF provided support to countries to initiate or advance their NAP processes. Further information on this support is contained in Sub-section "Support to LDC Program and NAP Process."

124. The GEF continues to work with the LDC Group, the Adaptation Committee, LEG, and other relevant bodies under the UNFCCC and Paris Agreement to enhance the effectiveness of support provided through the LDCF and SCCF to developing countries towards the formulation of their NAP processes.

125. Further efforts were made to raise resources for the LDCF/SCCF in the reporting period. The GEF Secretariat organized a successful Ministerial Dialogue and Pledging Session for the LDCF and SCCF on the margins of COP 27 on November 15, 2022, which generated a substantial pledge of \$105.6 million in new funding for the LDCF and SCCF. Eight donors, namely Belgian region of Wallonia, Denmark, Finland, Germany, Ireland, Slovenia, Sweden and Switzerland, made pledges to the LDCF and SCCF on the occasion. In addition, Belgium, Canada, France and the United States, as well as the European Commission, expressed political support for the two Funds, and made commitments to contribute to both Funds.<sup>77</sup> In March 2023, the United Kingdom contributed \$3.1 million to the SCCF-A window, and in April 2023, the United States notified the GEF Secretariat of its commitment to pledge \$15 million to the LDCF.

<sup>76</sup> In accordance with the COP guidance, the SCCF finances activities relating to climate change that are complementary to those funded by the GEF in the following areas: (i) adaptation to climate change; (ii) technology transfer; (iii) energy, transport, industry, agriculture, forestry and waste management; and (iv) economic diversification. COP 9 decided in Decision 5/CP.9 that "Adaptation activities to address the adverse impacts of climate change shall have top priority for funding" and "Technology transfer and its associated capacity-building activities shall also be essential areas to receive funding."

<sup>77</sup> <https://www.thegef.org/newsroom/news/joint-statement-donors-pledge-105-6-million-and-confirmation-support-least-developed>

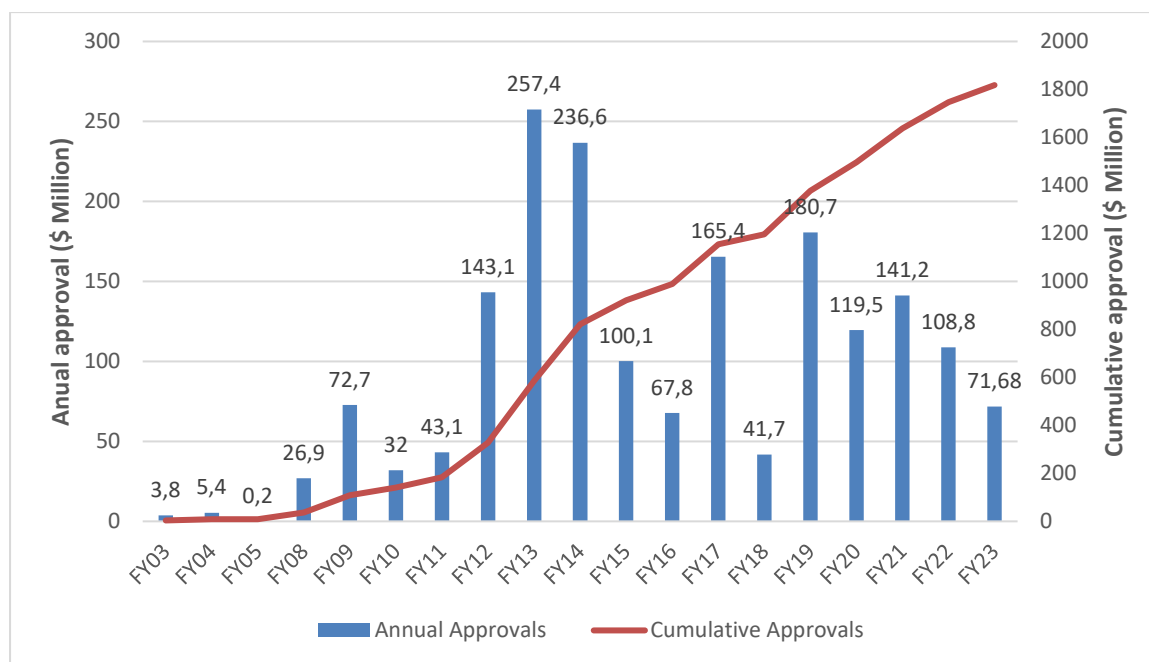
### Least Developed Countries Fund

126. As at June 30, 2023, cumulative pledges to the LDCF amounted to \$2,095.41 million, of which \$1,880.89 million have been received (Annex 5).

127. Since its inception, \$1,763.75 million has been approved for 391 projects, programs and EAs to meet the mandate of the LDCF, mobilizing an additional \$5,806.26 million in co-financing, which is not required. The LDCF has to date supported 51 countries<sup>78</sup> to prepare their NAPAs and funded two global NAPA projects, all of which have been submitted to the UNFCCC. As at June 30, 2023, \$159.53 million of LDCF funding is available for new approvals.<sup>79</sup>

128. The annual and cumulative funding approvals under the LDCF as at June 30, 2023 are shown in Figure 2. The cumulative distribution of funding across regions is shown in Figure 3. Africa has received the largest share of the LDCF financing of 1,119.7 million, or 64 percent, which is in line with the geographical distribution of LDCs. The cumulative distribution of funding across GEF Agencies is shown in Figure 4. Cumulatively since inception, UNDP has implemented the largest portion (47 percent) of LDCF funding. The large historical UNDP share is in part due to the limited number of Agencies that were engaged in CCA in the early period of LDCF operations. Over time, the number of GEF Agencies active in CCA has increased, contributing to a more balanced programming. For example, in GEF-7, no Agency had more than a 30 percent share of the portfolio.

**Figure 2: Annual and Cumulative Funding Approvals under the LDCF\***

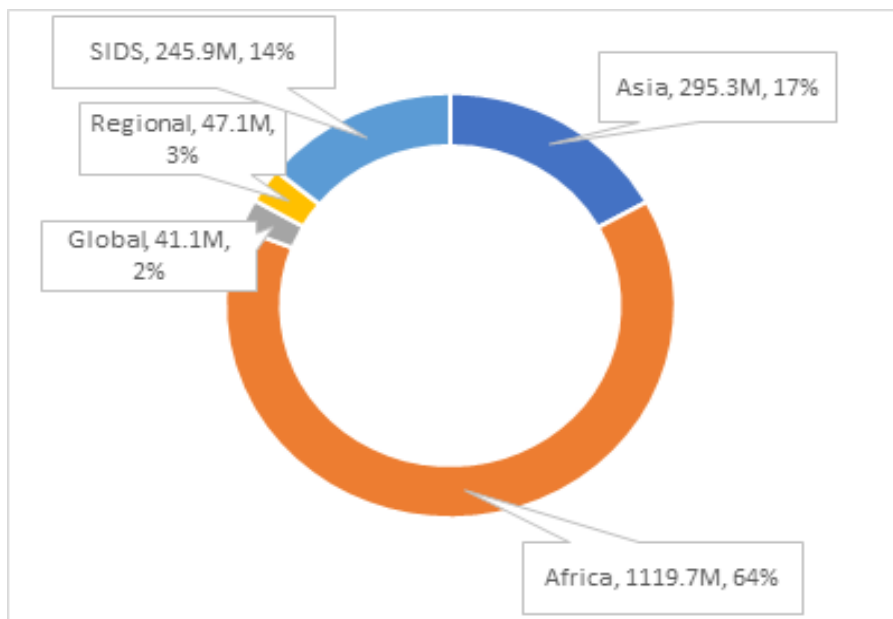


\* Includes GEF project financing, PPGs and Agency fees.

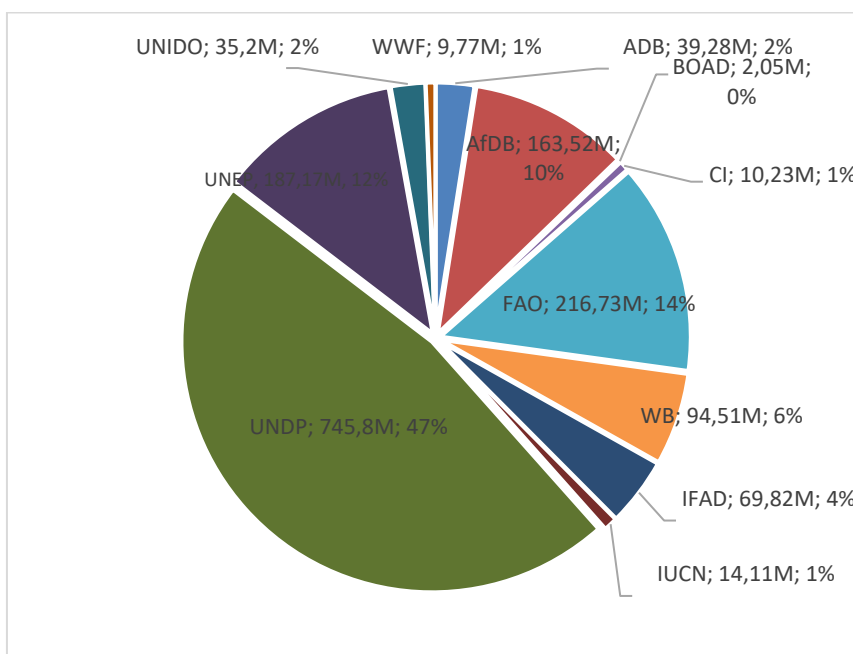
<sup>78</sup> Afghanistan, Angola, Bangladesh, Benin, Bhutan, Burkina Faso, Burundi, Cabo Verde, Cambodia, Central African Republic, Chad, Comoros, Democratic Republic of the Congo, Djibouti, Equatorial Guinea, Eritrea, Ethiopia, The Gambia, Guinea, Guinea Bissau, Haiti, Kiribati, Lao People’s Democratic Republic, Lesotho, Liberia, Madagascar, Malawi, Maldives, Mali, Mauritania, Mozambique, Myanmar, Nepal, Niger, Rwanda, Samoa, Sao Tome and Principe, Senegal, Sierra Leone, Solomon Islands, Somalia, South Sudan, Sudan, Timor-Leste, Togo, Tuvalu, Uganda, United Republic of Tanzania, Vanuatu, Yemen, and Zambia. No new NAPA preparation projects were supported in the reporting period.

<sup>79</sup> This figure provided by the GEF Trustee factors in the interest gained on the Trust Fund.

**Figure 3: Cumulative Regional Distribution of Projects and Programs Approved under the LDCF<sup>80</sup>**



**Figure 4: Cumulative Agency Distribution of Projects and Programs Approved under the LDCF**



\*Does not include Agency fees

129. As at June 30, 2023, 333 LDCF projects had been endorsed or approved by the CEO and were in some stage of implementation or already completed. The projects will benefit 60.17 million people; manage 9.62 million ha of land to withstand the effects of climate change; develop or strengthen 3,164 policies, plans and

<sup>80</sup> The figures in the regional distribution have not been updated for project cancellations and recent migration of information to the new GEF Portal from the previous database.

processes to integrate and manage climate risks; and train 2.11 million people to identify, prioritize, implement, monitor and/or evaluate CCA measures.

130. The LDCF has successfully served all 47 eligible LDCs to address their urgent and immediate CCA needs. This was possible due to intensified targeted consultations and upstream engagement with LDCs that provided opportunity for the GEF to better understand their CCA priorities and encourage them to consider applying for LDCF support in line with operational improvements outlined in the 2018-2022 Adaptation Strategy. The utilization rate for LDCF resources for national projects in GEF-7 reached 99.2 percent.

131. Table 6 presents a summary of country allocation of resources from the LDCF in the GEF-8 period and cumulative LDCF resources since its inception.

**Table 6: LDCF Resource Programming by Country as at June 30, 2023<sup>81</sup>**

| Country                          | GEF-8 LDCF Resources (\$ Million) | Cumulative LDCF Resources since inception (\$ Million) |
|----------------------------------|-----------------------------------|--|
| Afghanistan                      |                                   | 26.52  |
| Angola                           |                                   | 40.63  |
| Bangladesh                       |                                   | 38.39  |
| Benin                            |                                   | 40.67  |
| Bhutan                           | 20.00                             | 60.39  |
| Burkina Faso                     |                                   | 40.14  |
| Burundi                          |                                   | 29.99  |
| Cambodia                         | 5.46                              | 42.50  |
| Central African Republic         |                                   | 21.37  |
| Chad                             |                                   | 39.95  |
| Comoros                          | 9.99                              | 50.15  |
| Democratic Republic of the Congo |                                   | 40.11  |
| Djibouti                         | 20.00                             | 52.22  |
| Eritrea                          |                                   | 23.98  |
| Ethiopia                         |                                   | 40.13  |
| Gambia                           |                                   | 39.64  |
| Guinea                           |                                   | 35.57  |
| Guinea Bissau                    |                                   | 27.10  |
| Haiti                            |                                   | 33.68  |
| Kiribati                         |                                   | 32.50  |
| Lao People's Democratic Republic |                                   | 37.87  |
| Lesotho                          |                                   | 40.85  |
| Liberia                          |                                   | 28.11  |
| Madagascar                       |                                   | 29.82  |
| Malawi                           |                                   | 40.15  |
| Mali                             |                                   | 39.17  |
| Mauritania                       |                                   | 35.27  |
| Mozambique                       |                                   | 32.06  |
| Myanmar                          |                                   | 22.05  |
| Nepal                            |                                   | 40.88  |
| Niger                            |                                   | 39.91  |

<sup>81</sup> Including project preparation grants (PPGs) and Agency fees.



| Country               | GEF-8 LDCF Resources (\$ Million) | Cumulative LDCF Resources since inception (\$ Million) |
|-----------------------|-----------------------------------|--|
| Rwanda                |                                   | 41.01  |
| Sao Tome and Principe |                                   | 36.94  |
| Senegal               |                                   | 40.18  |
| Sierra Leone          |                                   | 36.78  |
| Solomon Islands       |                                   | 33.33  |
| Somalia               |                                   | 39.87  |
| South Sudan           |                                   | 19.77  |
| Sudan                 |                                   | 42.15  |
| Tanzania              |                                   | 26.14  |
| Timor-Leste           |                                   | 37.27  |
| Togo                  |                                   | 30.20  |
| Tuvalu                |                                   | 22.05  |
| Uganda                |                                   | 40.20  |
| Yemen                 |                                   | 26.73  |
| Zambia                | 9.24                              | 46.53  |
| Global                | 6.99                              | 41.08  |
| Regional              |                                   | 47.08  |
| <b>Total</b>          | <b>71.68</b>                      | <b>1,783.18</b>  |

#### *Achievements in the Reporting Period*

132. This reporting period corresponds to the first year of the GEF-8 period, the implementation of GEF's Programming Strategy on Adaptation to Climate Change for the LDCF and SCCF came into effect. In this reporting period, the LDCF received approximately \$115.86 million in new pledges.<sup>82</sup>

133. The LDCF/SCCF Council, at its 34<sup>th</sup> meeting in June 2023, approved the support for five LDCF projects, amounting to \$61.23 million.<sup>83</sup> Overall, the LDCF/SCCF Council approved seven FSP PIFs in the reporting period, totaling approximately \$71.68 million with the use of LDCF resources. This amount includes GEF project financing, PPGs and Agency fees. These projects addressed sectors and systems that includes climate-smart agriculture, coastal zone management, ecosystem restoration, building climate resilience in value chains of key crops, and contributions to food security through crop diversification and protection. They are supporting ecosystem-based adaptation (EbA). Interventions are supported in both rural and urban landscapes integrated with policy measures, targeted capacity building, and engagement with local micro- and small enterprises led by women and youth and microfinance institutions.

134. Two of the seven FSPs approved by the Council were in Asia, two in Africa, two supported global multi-trust fund (MTF) projects with the SCCF, while one was in SIDS. These activities are expected to mobilize over \$221.79 million in indicative co-financing from the governments of the recipient countries, GEF Agencies, multilateral and bilateral agencies and others. Approved national projects are supporting CCA priorities in five LDCs.<sup>84</sup>

135. Thirty projects were CEO endorsed/approved, which comprised eleven MTF projects, two of which were MSPs with the SCCF.

136. The projects approved in the reporting period all contribute to the LDCF priority areas and goals set forth in the 2022-2026 GEF Programming Strategy on Adaptation to Climate Change. The three priority areas

<sup>82</sup> This includes pledges from Belgium, Denmark, Estonia, France, Ireland, the Netherlands, Sweden, Switzerland, and the United States.

<sup>83</sup> \$61.23 million for five projects consists of: GEF project financing of \$55.06 million and Agency fees of \$5.01 million approved by the Council, in addition to the PPGs of \$1.06 million and the PPG fees of \$0.096 million.

<sup>84</sup> Bhutan, Cambodia, Comoros, Djibouti and Zambia.

are:

- (a) Priority Area 1: Scaling up finance;
- (b) Priority Area 2: Strengthening innovation and private sector engagement; and
- (c) Priority Area 3: Fostering partnership for inclusion and whole-of-society approach.

137. In addition, the portfolio of projects approved in the reporting period includes two strategic global multi-trust fund (MTF) projects with the SCCF. One of the global projects targets LDCs members within the Vulnerable Twenty Group (V20) to prepare for averting and minimizing adverse effects of climate change by supporting the design of V20 Funding Program (VFP), providing catalytic funds to projects of CSOs/MSMEs, enhancing access to knowledge, and promoting South-South exchange on CCA solutions. The project will complement other instruments in climate and disaster risk financing like the G20-V20 InsuResilience Global Partnership and the G7-V20 Global Shield against Climate Risks and help efforts to mobilize financing for loss and damage. The project directly responds to the various elements of COP 27 decision on support to loss and damage. The second global project aims to capture and share learning from projects supported through the *Challenge Program for Adaptation Innovation*, to strengthen the design and implementation of other LDCF and SCCF projects, including but not limited to the *Challenge Program for Adaptation Innovation*, as well as help advance the practices of engaged stakeholders more broadly. Supported by a central website and learning strategy, three communities of practice will be managed by key partners throughout the life of the project to overcome timely challenges and opportunities for innovation and private sector engagement in CCA. By design, the priority themes, intervention scales, and programming focus of these projects are well-aligned with those contained in the LDCF/SCCF Programming Strategy for the GEF-8 period. As such, they are also expected to pave the way for, and help inform the design of, LDCF and SCCF investments in GEF-8 and beyond.

*Regional and Agency Distribution of LDCF Projects in the Reporting Period*

138. Regional distribution of CCA projects and programs approved under the LDCF in the reporting period is shown in Table 7. Africa received 41.0 percent of LDCF resources followed by Asia (36.0 percent) and SIDS (14.0 percent).

139. The distribution of funding across GEF Agencies in the reporting period is shown in Table 8. In the reporting period, five GEF Agencies were engaged in LDCF programming. UNDP programmed 56 percent of LDCF resources, followed by UNEP with 14.0 percent and FAO with 13 percent. IFAD accounted for eight percent of LDCF programming in the reporting period.

**Table 7: Regional Distribution of Projects and Programs Approved under the LDCF in the Reporting Period**

| Region       | Number of Projects/Programs | LDCF Amount (\$ million)* | Percentage of Total LDCF Amount | Co-financing (\$ million) |
|--------------|-----------------------------|---------------------------|---------------------------------|---------------------------|
| Africa       | 2                           | 29.2                      | 41                              | 130.1                     |
| Asia         | 2                           | 25.5                      | 36                              | 62.9                      |
| Global       | 2                           | 7.0                       | 10                              | 5.9                       |
| SIDS         | 1                           | 10.0                      | 14                              | 22.9                      |
| <b>Total</b> | <b>7</b>                    | <b>71.7</b>               | <b>100</b>                      | <b>221.8</b>              |

\* Includes GEF project financing, PPGs and Agency fees.

**Table 8: Agency Distribution of Projects and Programs Approved under the LDCF in the Reporting Period**

| Agency       | Number of Projects/Programs | LDCF Amount (\$ million)* | Percentage of Total LDCF Amount | Co-financing (\$ million) |
|--------------|-----------------------------|---------------------------|---------------------------------|---------------------------|
| FAO          | 1                           | 9.2                       | 13                              | 63.8                      |
| IFAD         | 1                           | 5.5                       | 8                               | 11.6                      |
| UNDP         | 2                           | 40.0                      | 56                              | 117.7                     |
| UNEP         | 1                           | 10.0                      | 14                              | 22.9                      |
| UNIDO        | 2                           | 7.0                       | 10                              | 5.9                       |
| <b>Total</b> | <b>7</b>                    | <b>71.7</b>               | <b>100</b>                      | <b>221.8</b>              |

\* Includes GEF project financing, PPGs and Agency fees

140. In terms of results and impacts from the LDCF projects and programs approved in the reporting period, expected contributions of the 7 LDCF FSPs to the core indicators are as follows:

- (a) 704,699 direct beneficiaries, of whom 351,008 (49.8 percent) are female;
- (b) 375,900 ha of land under climate-resilient management and 2,500 ha of coastal and marine areas managed for climate resilience;
- (c) 32 policies and plans that mainstream climate resilience;
- (d) 354,524 people with enhanced capacity to identify climate risks and/or engage in CCA measures, of whom 62,229 (50.0 percent) are female; and
- (e) 135 private sector enterprises engaged in climate change adaptation and resilience action.

141. Efforts have been intensified to raise resources for the LDCF in the reporting period. As presented in the previous section, the GEF Secretariat organized a Ministerial Dialogue and Pledging Session for the LDCF and SCCF on the margins of COP 27, and generated a pledge of \$70.6 million for the LDCF.

#### *National Consultations*

142. The LDCF project selection and approval process for GEF-8 continues to be based on the same work program model as GEF-7. Under this established process, projects are selected based on strategic prioritization factors and presented for approval by the LDCF/SCCF Council. The LDCF/SCCF Council has approved two work programs in the reporting period.

143. With the intent of leaving no LDC behind, the GEF has continued its targeted efforts in the reporting period to reach out to the LDCs, especially to those that are due for graduation from LDC status in the coming months and in the GEF-8 period. In this context, the GEF proactively engaged with Bhutan to ensure access to its maximum amount available under the LDCF in GEF-8 (\$20 million) as part of facilitating smooth transition from the LDC status. As a result, the June 2023 LDCF Work Program included national project from Bhutan accessing full \$20 million LDCF resource cap. Similar consultative efforts are ongoing with Angola, Sao Tome and Principe and Solomon Islands, which are expected to graduate from their LDC status in the GEF-8 period.

144. To help countries to enhance access to CCA finance and enable coordinated programming across various funding sources, the GEF continues to consult with LDC Group to facilitate preparation of the CEO endorsement for the LDCF-funded World Bank project *Accelerating Investment in Nature-based Solutions (NBS) to Help Address Climate Adaptation in Least Developed Countries (LDCs)*. This facilitation has stimulated interest among many stakeholders in the LDCs, namely in Haiti, Kiribati, Mozambique, Nepal, Rwanda, Senegal, Solomon Islands and Tuvalu to recognize growing opportunity to coordinate with World Bank's International Development Association (IDA) resources for CCA, especially in the area of NbS. The consultation on the project offers an opportunity to consider LDCF-IDA alignment at more strategic portfolio level for LDCs to

better address climate, environment, and development aspirations, thus increasing efficiency of funding across various sources.

### Special Climate Change Fund

#### *Achievements since Inception*

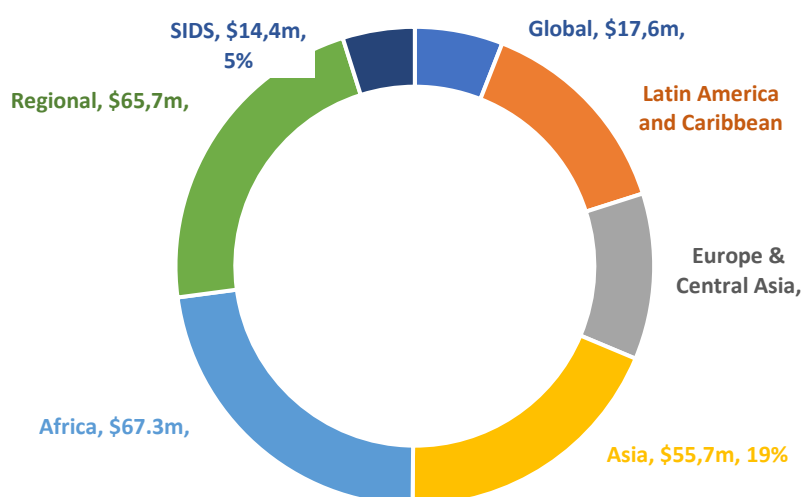
145. Since inception, the SCCF has approved a total of 97 projects with \$368.19 million in GEF finance,<sup>85</sup> with an estimated \$2,705.66 million in co-financing.<sup>86</sup> Out of this, the SCCF-A (CCA window) has supported 83 projects with approximately \$302.48 million of GEF funding (Figure 5) with an estimated \$2,278.33 million in co-financing; and the SCCF-B (technology transfer window) has supported 14 projects with approximately \$61.31 million in GEF funding (Figure 6) with an estimated \$429.36 million in co-financing.<sup>87</sup>

146. These directly reduce the vulnerability of an estimated 8.94 million people; and better manage an estimated 5.17 million ha to withstand the effects of climate change; and train an estimated 222,519 people to identify, prioritize, implement, monitor and/or evaluate adaptation strategies and measures. In addition, these projects will develop or strengthen an estimated 522 policies, plans, and processes to identify, prioritize, and integrate CCA strategies and measures.

147. As at June 30, 2023, \$396.35 million has been pledged to the SCCF, of which \$363.91 million were received. The demand for SCCF resources continues to be far higher than the resource availability. As at June 30, 2023, the SCCF window A, focused on the priorities of SIDS, has \$15.92 million for approvals by the Council or the CEO, and the SCCF window B, focused on technology, innovation, and private sector engagement, has \$9.43 million available.<sup>88</sup>

148. As detailed in the Annual Monitoring Review of the LDCF and SCCF for FY22,<sup>89</sup> projects supported by the SCCF have continued to deliver particularly strong results. Of the 20 project implementation reports (PIRs) received for the 26 SCCF projects under implementation in the last part of FY22, 90 percent were rated as moderately satisfactory or higher in terms of their progress towards development objectives, while 90 percent were also rated as moderately satisfactory or higher in terms of their implementation progress. Moreover, each dollar in SCCF project financing mobilized \$5.9 in co-financing.

**Figure 5: Cumulative Regional Distribution of Projects and Programs Approved under the SCCF-A**



<sup>85</sup> Based on information provided by the Trustee included in Annex 5.

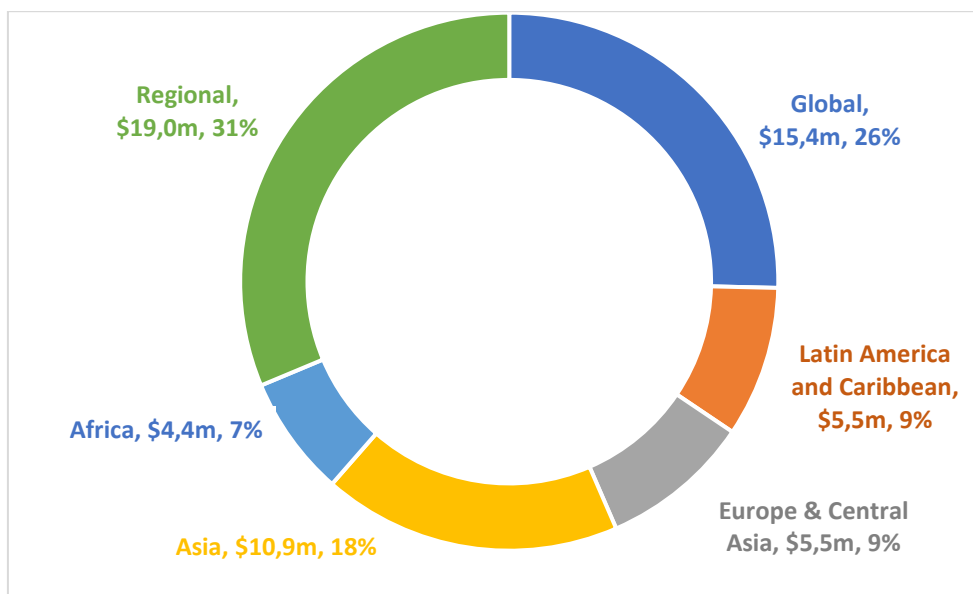
<sup>86</sup> Based on information in the GEF Portal.

<sup>87</sup> Based on information in the GEF Portal.

<sup>88</sup> Based on information provided by the Trustee included in Annex 5.

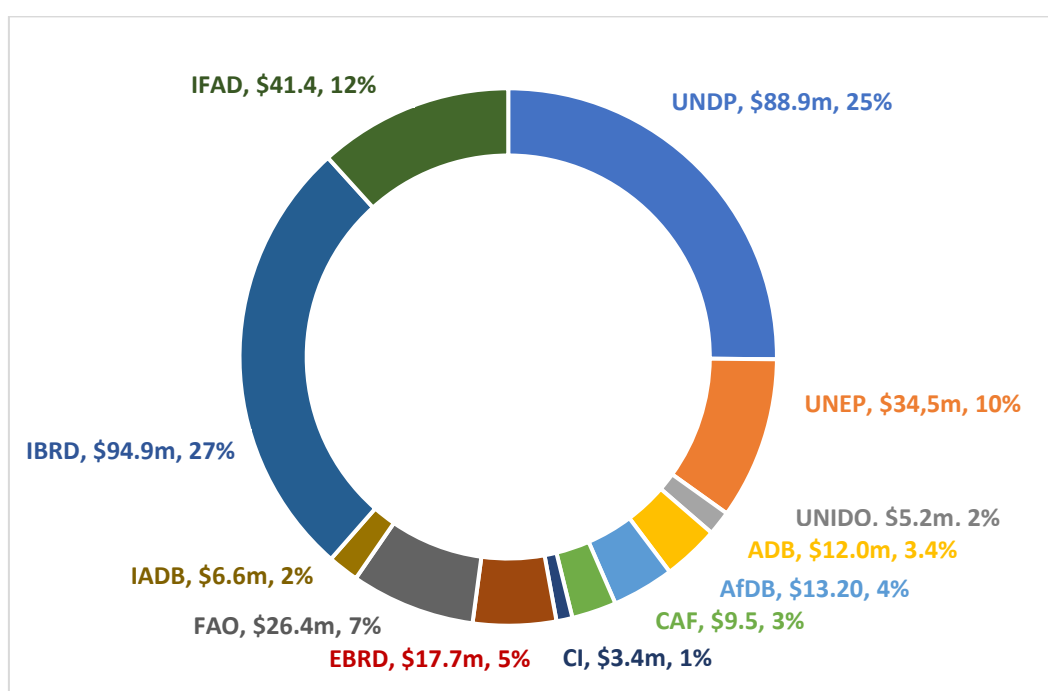
<sup>89</sup> GEF, 2023, [FY22 Annual Monitoring Review of the Least Developed Countries Fund and the Special Climate Change Fund](#), LDCF/SCCF Council Document GEF/LDCF.SCCF.34/04.

**Figure 6: Cumulative Regional Distribution of Projects and Programs Approved under the SCCF-B**



149. Cumulative Agency distribution of SCCF projects and programs is shown in Figure 7.

**Figure 7: Cumulative Agency Distribution of Projects and Programs Approved under the SCCF<sup>90</sup>**



*Achievements in the Reporting Period*

150. Three new FSPs totaling with \$4.01 million<sup>91</sup> in SCCF finance had their PIFs approved. Two of these projects are global MTFs with the LDCF, while one is a single country project supported by SCCF window A

<sup>90</sup> Figure 7 is based on the information presented by the GEF Trustee included in Annex 5, not including PPGs and Agency fees.

<sup>91</sup> Inclusive of GEF project financing, PPGs and Agency fees.

focused on the priorities of SIDS. These three new projects are expected to mobilize over \$21.8 million in co-financing; benefit 28,238 people (48.29 percent female); manage 8,628 hectares for climate resilience; develop or strengthen 36 policies or plans to mainstream climate resilience; and train 3,754 people (49.76 percent female).

151. Three MSPs were CEO approved, all of which are supported through the Challenge Program for Adaptation Innovation and are MTF MSPs with the LDCF.

### **Support to LDC Work Program and NAP Process**

152. The original LDC work program was established in 2001, and the process to formulate and implement NAPs was established in 2010. The updated LDC work program, adopted at COP 24 in 2018,<sup>92</sup> included support for the process to formulate and implement NAPs and related relevant CCA strategies, including NAPAs.

153. In line with the key elements of the COP decision, the LDCF has extended support to LDCs in the process of formulation and implementation of NAPs and NAPAs, capacity-building initiatives to enable effective engagement, and strengthening capacity of meteorological and hydrological services on weather and climate information actions.

154. The LDCF and SCCF provide support to NAP processes in response to COP guidance.<sup>93</sup> GEF's support for NAPs in GEF-7 focused on the identification and implementation of NAP priorities, as well as an additional analysis that may be needed to better align GEF proposals with priorities identified in NAPs. Notably, several projects have utilized a hybrid approach, combining support for the NAP process with activities that support concrete CCA investments for NAPA implementation.

155. In GEF-8, the GEF will continue to support the NAP process, with a focus on NAP implementation in collaboration with the GCF. In its support to NAP processes, the GEF responds to the needs and priorities of recipient countries while providing the flexibility to combine NAPA and NAP activities in a single project, thereby enhancing efficiency and simplifying access to finance. This also responds to COP guidance requesting the GEF to simplify its access modalities.

156. The total funding from the LDCF for formulation of LDCs' NAP processes was \$60.3 million as at June 30, 2023.<sup>94</sup> This is in addition to targeted technical assistance for tailored one-on-one support that continues to be provided through the LDCF-financed NAP GSP. The SCCF support amounting to \$5.1 million complements the LDCF initiatives by assisting non-LDC developing countries with their country-driven processes to advance formulation of NAPs. The GEF Secretariat has continued to exchange information with the GCF to avoid duplication of support for the formulation of NAPs.

### **Dedicated Programs**

#### *Dedicated Program I*

157. The GEF-8 Strategy on Adaptation to Climate Change identifies the need to enhance the profile and visibility of the LDCF and SCCF. This includes development of a robust communication strategy for the Funds to meet their growing ambitions and highlight their work and results. Planned efforts to enhance visibility include the elaboration and execution of the communication strategy, which will aim to bolster public and stakeholder awareness of the LDCF and SCCF and the projects they support in LDCs, SIDS, and other climate-vulnerable countries.

158. This communication strategy will amplify efforts already underway to create and distribute editorial and social media content related to LDCF- and SCCF-funded projects. This includes broadening outreach by developing and strengthening partnerships with communication counterparts in the climate change and

---

<sup>92</sup> UNFCCC, 2018, *COP 24 Report*, Decision 16/CP.24.

<sup>93</sup> UNFCCC, 2012, *COP 18 Report*, Decision 12/CP.18, paragraph 1.

<sup>94</sup> This amount comprises projects that are explicitly dedicated, as the sole project objective or through dedicated components, to enhancing a country's NAP process. The countries that benefited from this funding are: Chad, Democratic Republic of the Congo, Djibouti, Guinea Bissau, Lao People's Democratic Republic, Niger, Rwanda, Sao Tome and Principe, and Senegal.

adaptation field, including past Challenge Program for Adaptation Innovation winners. Visibility and outreach efforts related to donor commitments and the outcomes of LDCF/SCCF Council meetings will continue, supported by the monthly GEF newsletter, updated GEF website, and GEF social media channels - using the hashtags #LDCF and #SCCF.

159. After this reporting period and prior to publication of this report, the GEF Secretariat has taken further action on communicating the value and progress of the LDCF and SCCF. This has included updating the CCA section of the GEF website and associated content,<sup>95</sup> production of introductory videos to the LDCF and SCCF in English, French, and Spanish,<sup>96</sup> and hiring of a full-time consultant to strengthen communication related to the LDCF and SCCF, and the preparation of the detailed draft communication strategy referenced above.

#### *Dedicated Program II*

160. Notable progress has been made under the Dedicated Program on outreach and capacity support for LDC and SIDS planning and programming. Of the series of regional programming workshops envisioned for LDCs and SIDS in GEF-8, two took place in the reporting period and four have been in advanced stages of preparation.

161. The objective of the programming workshops is to help countries strengthen the design of LDCF project concepts for greater CCA impact, and to enhance access to CCA finance and enable coordinated programming across various funding sources.

162. The GEF organized the first sub-regional CCA programming and strategy workshop on March 23-24, 2023, in Maputo, Mozambique. It was held back-to-back with the GEF's Southern Africa ECWs and was attended by participants from five LDCs.<sup>97</sup>

163. The second workshop was held from April 24 to 27, 2023 in Dakar, Senegal, where 17 Francophone LDCs<sup>98</sup> attended. The workshop brought together more than 150 participants from 22 LDCs, consisting of GEF OFPs, UNFCCC NFPs, CCA experts from various ministries and national institutions and CSO representatives who are directly involved in CCA project planning, decision making and implementation of CCA actions in the countries. The GCF and GEF's Scientific and Technical Advisory Panel (STAP) also shared their insights of the CCA programming in LDCs while GEF Agencies, in partnership with countries, shared lessons from implementation of projects through learning stations.

164. The workshop covered key topics such as requirements for accessing LDCF and SCCF finance, the LDCF/SCCF project cycle, designing for impact, strengthening the scientific basis of project concept coordination with GCF programming, and other key topics. The Chair of the LDC Group under the UNFCCC process and the Chair of LEG also provided guidance and insights on the CCA landscape.

165. The GEF agencies shared lessons from implementation of projects through learning stations that showcased LDCF projects in Mozambique and Senegal and provided participants with the opportunity to learn about the project activities, success stories, lessons learned, and challenges. The interactive sessions also allowed participants to reflect and share experiences from other projects, highlighting achievements, challenges, and sustainability of project interventions.

166. Participants also expressed their interest to learn more on the specific themes related to CCA in future. A survey conducted at the Senegal workshop showed that participants were interested to learn more about CCA investment plans, NbS and climate-resilient agriculture/livestock (Figure 8) as a thematically-focused learning to enhance their understanding for impactful LDCF and SCCF projects. This insights will be helpful in defining areas of focus for further learning activities.

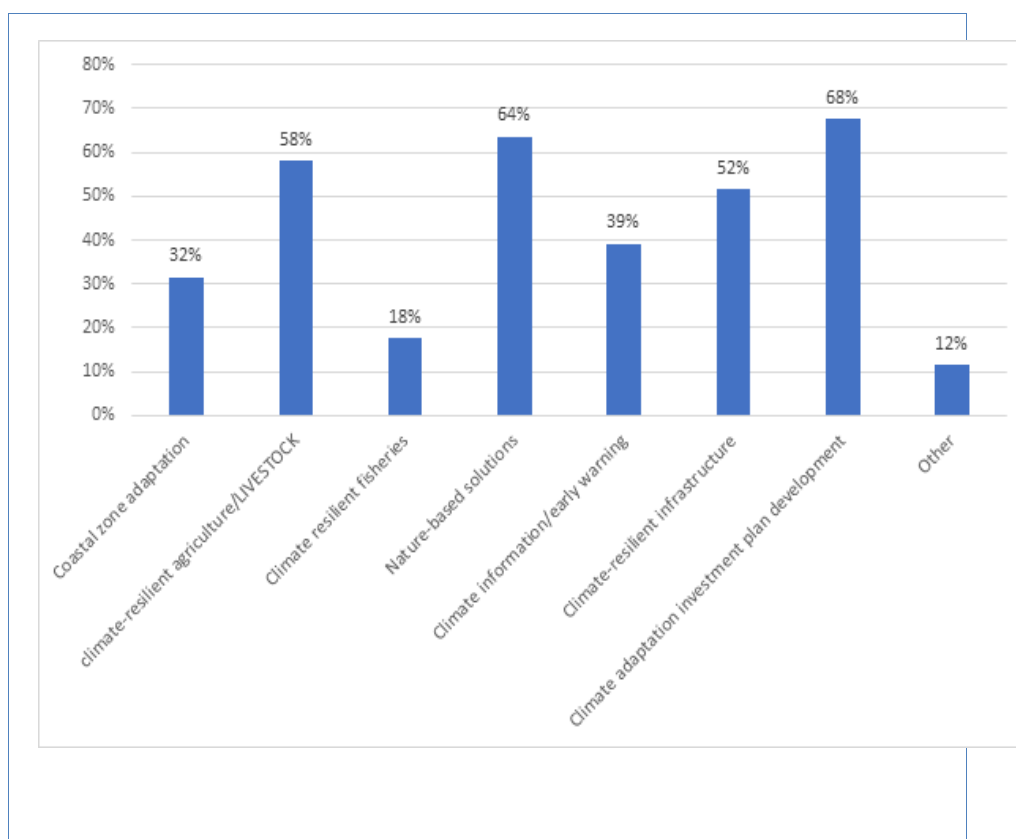
<sup>95</sup> <https://www.thegef.org/what-we-do/topics/climate-change-adaptation>

<sup>96</sup> LDCF video is available links here in [English](#), [French](#), [Spanish](#); SCCF video is available linked here in [English](#), [French](#), [Spanish](#)

<sup>97</sup> Angola, Lesotho, Malawi, Mozambique and Zambia.

<sup>98</sup> Benin, Burkina Faso, Burundi, Central African Republic, Chad, Comoros, Democratic Republic of the Congo, Djibouti, Guinea, Guinea-Bissau, Madagascar, Mali, Mauritania, Niger, Senegal, Togo and Haiti (the only Caribbean LDC).

**Figure 8: Priority Focus Thematic Areas for Future Learning**



*Dedicated Program III*

167. With over 300 completed projects and programs (excluding enabling activities) and many more under implementation, the LDCF and SCCF portfolios provide a valuable resource of climate change adaptation experiences and lessons learned. In the GEF-8 period, the Secretariat will enhance portfolio- and partnership-oriented learning. The objective of this Dedicated Program is to enable the fund and portfolio-level learning by creating, acquiring, and sharing knowledge and insights, with a strong focus on projects in the field. This learning gained will drive ongoing design and performance improvements of the LDCF and SCCF.

168. An implementation plan and small technical advisory group will be formed to ensure that most critical priorities and emerging needs for CCA learning are addressed. The technical advisory group will build on the series of dialogues and consultations that took place during the process of developing the GEF-8 LDCF/SCCF Programming Strategy. Other funds that also support CCA, such as the GCF, Adaptation Fund and CIF can be also invited to the technical advisory group to share experience. Learning will take place around several Learning Focus Areas, which can coincide with thematic focus areas of Dedicated Program II.

169. GEF OFPs, UNFCCC NFPs, other country representatives, and thematic technical specialists, provided initial reflections on priorities for learning focus areas through regional workshops delivered through Dedicated Program II, and other forums.

170. Learning focus areas will be determined through criteria such as importance in GEF-8, significance and urgency of knowledge gaps, and potential areas of importance looking into GEF-9. For example, learning focus areas may include, but are not limited to: national CCA investment plan development; policy coherence for CCA and climate resilience; CCA impact measures and monitoring agriculture, food security and health; NbS; early warning and climate information systems; climate resilience of energy production, transmission, and storage; gender considerations for CCA and climate resilience; locally-led CCA; climate resilience debt swaps; climate resilience impact bonds, investment funds for CCA and climate resilience; green banking for localized climate adaptation and resilience; and climate resilience insurance.



171. Findings will be shared through white papers, blogs, journal articles, regional workshops and technical clinics through Dedicated Program II, as well as UNFCCC and other global and regional fora, with close collaboration and support from the Dedicated Program I. Learning and knowledge-sharing activities will be carried out with a strong view to enabling South-South learning.

### **Challenge Program for Adaptation Innovation**

172. The Challenge Program for Adaptation Innovation was launched in 2019, in alignment with the approved CCA programming strategy for GEF-7.<sup>99</sup> The objective of this Program is to catalyze innovation to harness the power of private sector actors for achieving CCA results. It aims to test and validate potentially scalable, bankable, or otherwise fundable investment approaches, business models, partnerships, and technologies. This approach has demonstrated its effectiveness in successfully building new partnerships, unearthing innovative ideas, and catalyzing private sector investment in CCA that would otherwise not have been possible through the traditional GEF programming model.

173. Through initial two rounds of this program to date, a total of 19 projects have been supported. Eighteen of these projects have been fully CEO approved, and one is under preparation.

174. In the reporting period, an additional project was approved by the 34<sup>th</sup> LDCF/SCCF Council meeting to strengthen innovation and private sector engagement in CCA based on learning from the Challenge Program. With \$2.5 million of GEF finance, this project, *Amplifying Impact of the Challenge Programme for Adaptation Innovation through Knowledge and Learning* will distill learning, produce analytical learning products, and share lessons learned among practitioners on key opportunities and barriers for innovation and private sector engagement in CCA. Communities of practice will engage private sector and technology innovation leaders, including investment fund managers; though leaders in environmental, social, and governance practices; technology providers; trainers in entrepreneurship; and other non-traditional partners to the GEF. Particular attention will be placed on women-owned and -managed enterprises, and youth entrepreneurship.

175. The GEF-8 Climate Change Adaptation Strategy calls for the scale of support through the Challenge Program to increase to \$60 million under financing scenario A, and \$80 million under financing scenario B. This support is subject to availability of funds in the LDCF, as well as the SCCF window B.

### **Partnerships to Enhance Action on Adaptation**

176. The GEF continues to be engaged in partnerships to enhance action and thought leadership on CCA and climate resilience.

177. The GEF became a member of the World Adaptation Science Program (WASP), joining a partnership with the GCF, Intergovernmental Panel on Climate Change (IPCC), UNEP, UNFCCC, United Nations University, and the World Meteorological Organization (WMO). The GEF also serves on the WASP management group.

178. The GEF, together with the GCF, Adaptation Fund, CIF and the Mitigation Action Facility (formerly, the NAMA Facility), is part of the CFCP, which seeks to exchange ideas and best practices in the areas of results management, performance indicators, and methodologies for measuring impact and effectiveness. The CFCP was born from a joint decision of the heads of the climate funds at COP 25, during the GCF Third Annual Dialogue of Climate Funds.

179. The GEF, through a project *Strengthening Endogenous Capacities of Least Developed Countries to Access Finance for Climate Change Adaptation*, is supporting twinning of universities in LDCs with international climate change policy and technical think tanks. The project is supporting 13 of the 15 current members of LDC Universities Consortium on Climate Change (LUCCC) to strengthen capacities of the LDCs to achieve scaled up and effective CCA by fostering sustained endogenous technical capacity for project development, policy mainstreaming and creation of an enabling environment for CCA.

<sup>99</sup> GEF 2018, *GEF Programming Strategy on Adaptation to Climate Change for the LDCF and the SCCF and Operational Improvements July 2018 - June 2022*, LDCF/SCCF Council Document GEF/LDCF.SCCF.24/03.

### GEF-8 Investments Directly and Indirectly Related to Climate Change Adaptation

180. The GEF-8 Policy recommendations requested the Secretariat to monitor that GEF investments directly and indirectly related to climate change amount to a minimum of 80 percent of all GEF funding commitments in GEF-8 period, with GEF investments directly and indirectly related to CCA amounting to a minimum of 45 percent of all GEF funding commitments in GEF-8.

181. The GEF-8 Corporate Scorecard<sup>100</sup> tracks GEF-8 financing contributing toward CCM and CCA as a principal or significant objective against these indicative targets covering GEF-8 investments to date, consistent with the OECD DAC Rio Marker methodology. At the end of the reporting period, the share of GEF investments directly and indirectly related to climate change amounted to 83 percent, while the GEF investments directly and indirectly related to CCA amounted to 74 percent.

### 3. BLENDED FINANCE

182. GEF donors recognized and strengthened their commitment to innovative blended finance solutions in GEF-8. With a four-year funding level of \$196 million, the GEF has identified priorities for blended finance that cover Convention requirements and aim for multi-focal benefits, including NbS.

183. GEF policy for blended finance identifies a transparent selection process that encourages GEF Agencies to submit high-quality proposals in a competitive call for proposals on a semi-annual basis. In the first half of 2023, the call for proposals yielded several innovative proposals addressing CCM, land restoration, agri-food systems, chemicals and waste, and NbS requesting \$82.2 million and proposing to mobilize \$2 billion.

184. The following three projects were approved by the GEF Council in June 2023. The total funding approved is \$36.57 million, attracting co-financing of \$1.2 billion. Private sector participation was a key requirement in each project, with an expected co-financing share of 63.38 percent. CCM benefits for these projects are estimated to be 26.5 Mt CO<sub>2</sub> eq over the project lifetimes. Significant benefits in the areas of land restoration, chemicals and waste, and fresh water are also expected.

- (a) World Bank: *Chile Green Hydrogen Facility to Support a Green, Resilient and Inclusive Economic Development* (GEF ID: 11065). The project seeks to catalyze the early deployment of green hydrogen projects. The GEF resources will create a risk-sharing reserve account, leveraging an IBRD loan and attracting commercial lending. The project is expected to support at least ten green hydrogen sub-projects developed by private sponsors, leading to production of 16,000 tons of green hydrogen per year, and generating 2.33 Mt CO<sub>2</sub> eq of GHG emissions reductions over an 18-year period. Co-financing targets of \$450 million, with \$300 million from private sources are significant.
- (b) IADB: *Regional Yield Lab Opportunity Fund I: Escalating Technology and Local Innovation for Sustainable and Decarbonized Food Systems in Latin America and the Caribbean* (GEF ID: 11066). Yield Lab Latam is an investment fund supporting early-stage startups working on intensive crops in Central America, Mexico, and the Caribbean as well as livestock, agriculture and aquaculture in South America and the Andean Region. The project will finance and mentor a portfolio of up to 30 early stage “AgTech” companies that will receive equity and specialized support of between \$175,000 and \$2 million. The Fund will complement other venture capital funds such as SP Ventures (GEF-7 blended finance project with the IADB), which typically invest in later stages and target more developed start-ups, offering bigger ticket sizes. The proposal is aligned well with the GEF Food Systems IP (especially improved production and waste management across the value chain, though some technical clarifications to the proposal are needed). A GEF investment of \$6.6 million is expected to generate up to \$45 million in co-financing.
- (c) World Bank: *India Guarantee Mechanism for Renewable Bioenergy Initiative* (GEF ID: 11068). Modeled after prior GEF/World Bank risk-sharing on energy efficiency with the Small Industries Development Bank of India (SIDBI), this project proposes a similar risk-sharing facility with SIDBI for bioenergy projects. For this project, the first loss tranche of the risk-sharing facility will be coming from its net income of the RSF, the GEF portion will be covering second loss, then a third

<sup>100</sup> [https://www.thegef.org/sites/default/files/documents/2023-06/GEF8\\_Corporate\\_Scorecard\\_June\\_2023.pdf](https://www.thegef.org/sites/default/files/documents/2023-06/GEF8_Corporate_Scorecard_June_2023.pdf)

loss will be covered by the \$150 Million IBRD guarantee. This intervention is complemented by a technical assistance program to create an enabling environment supporting policy and regulatory measures at the national and state levels and building institutional capacities. Phase I will help mobilize \$500 million of private sector financing through the commercial lenders for the development of up to 100 compressed bioenergy projects to replace fossil-fuel natural gas in transport, building, and industry.

#### 4. GEF SMALL GRANTS PROGRAMME

185. Since its launch in 1992, the GEF Small Grants Programme (SGP), which, for the last 30 years, has been implemented by UNDP, has been actively supporting community-based actions that lead to GEBs and sustainable development outcomes.

186. The SGP provides grants of up to \$50,000 (and on average \$25,000) directly to CSOs and community-based organizations (CBOs) to undertake projects that address global environmental and sustainable development challenges. Since its inception in 1992, the SGP<sup>101</sup> has supported more than 27,300 projects in 136 countries providing grants<sup>102</sup> totaling \$752.89 million. In addition, over \$919.09 million have been mobilized at the national level to co-finance SGP projects. They have been executed by civil society and community-based groups, including indigenous peoples, women, youth, and persons with disabilities. Of these, cash co-financing constituted a total of \$405.55 million and was mobilized from multilateral and bilateral donors, foundations, NGOs, and other partners at the country level.

##### Small Grants Programme for Climate Change Mitigation

187. In the reporting period, a global project of \$126.1 million of GEF funding was approved by the GEF Council in its June 2023 Work Program, including \$67.5 million from the SGP core window and \$70 million from STAR resources, inclusive of Agency fees. Of this amount, a total of \$10.7 million, inclusive of Agency fees, along with \$9.8 million in expected co-financing, is programmed from STAR resources to support community-based grants targeting CCM objectives. The portfolio of new CCM projects at a country level generated by this global project is expected to cover larger amounts, given the use of core SGP funding and mobilized co-financing.

188. In GEF-7, the SGP's CCM strategy aimed at demonstrating and scaling up low-carbon, viable, and appropriate technologies and approaches to improve community energy access.

According to the latest SGP Annual Monitoring Report,<sup>103</sup> CCM activities accounted for 19 percent of the active portfolio as at June 2022. For CCM, the total GEF funding for these active projects amounted to \$14.68 million, including PPGs and Agency fees, and co-financing amounted to \$15.92 million. 258 CCM projects were completed from July 2021 to June 2022 (25 percent of all completed SGP projects for this period). The majority of the CCM projects in the portfolio focused on the application of low-carbon technologies (68 percent), with renewable energy projects comprising 40 percent and projects focusing on energy efficiency solutions 28 percent, and projects targeting the conservation and enhancement of carbon stocks accounting for 23 percent. Approximately 30 percent of the country programs addressed community-level barriers to deploy low-GHG technologies. The SGP CCM projects completed from July 2021 to June 2022 helped demonstrate, scale up and replicate a total of 94 typologies of community-oriented and locally adapted energy access solutions, while benefitting 83,786 households.

189. In 2021, Kyrgyzstan submitted its NDC report with updated commitments to CCM. In order to mobilize civil society and make their voices heard throughout the development of the NDC report, the Aarhus Center implemented an SGP project that helped consolidate inputs from the civil society. Over 4,000 people, the majority of whom were women and youth, attended meetings and round table discussions on the NDC and its specific sections across three provinces and the nation's capital. As a result, experts collected over 100 recommendations that were presented to the NDC Work Force under the Government of the Kyrgyzstan.

<sup>101</sup> The SGP is currently active in 127 countries.

<sup>102</sup> For the Section on the SGP, the terms "grant" and "project" are used indistinctively to refer to the projects that civil society and CBOs execute with funding from small grants.

<sup>103</sup> [https://sgp.undp.org/our-approach-153/monitoring-and-evaluation/item/download/2423\\_10662e9d3d4c531f0f3550d1b7d233f3.html](https://sgp.undp.org/our-approach-153/monitoring-and-evaluation/item/download/2423_10662e9d3d4c531f0f3550d1b7d233f3.html)

Thirty-three civil society representatives received training on monitoring, reporting, and verifying CCM. This would allow civil society to continue participating in further dialogues with the Government on matters relating to CCM and CCA. In addition, a video was produced and made available to the public in Kyrgyz and Russian languages, as well as posters and flyers. As a result, the public increased their knowledge on updating the NDCs, the goals and key provisions of the Paris Agreement, as well as the basic climate indicators of the country. The general public was made aware of the country's commitments reflected in the updated NDCs that were submitted to the UNFCCC Secretariat, as well as about the actions that the civil society could take to support the implementation of the NDCs.

190. In the reporting period, the GEF 63<sup>rd</sup> Council approved the GEF Small Grants Programme 2.0 Implementation Arrangements for GEF-8.<sup>104</sup> SGP 2.0 builds on the many past successes of the SGP and seeks to expand the scale and scope of GEF efforts to support local actions by civil society actors, with regard to higher innovation, local livelihoods, and the GEF's ambition to contribute to green and blue recovery and a healthier, more productive and resilient planet. The approved implementation arrangements set out the framework of implementation of the SGP in GEF-8, including by establishing an approach and timeline to (i) start the selection process in 2023 of up to two new Agencies from the existing cohort of GEF Agencies to serve, in addition to UNDP, as core SGP implementing Agencies; and (ii) launch two new CSO initiatives providing complementary financing windows for the GEF to support and catalyze additional engagement, actions, and sustainable innovations of civil society actors, with the view to enhance their contribution to delivering results under MEA decisions and the GEF-8 strategy.

## 5. SUPPORT FOR THE ENHANCED TRANSPARENCY FRAMEWORK AND OTHER ENABLING ACTIVITIES

### Overview of GEF Support for Enabling Activities

191. Since its inception, the GEF has supported various types of climate change-related EAs, including NCs, BURs, BTRs, TNAs and NAPAs. They fulfil essential communication requirements under the UNFCCC and provide information to enable policy and decision-making. In the reporting period, the GEF has significantly scaled up its support to BTRs under the Paris Agreement, in terms of both financial resources and awareness and capacity-building activities.

192. Since inception, the GEF has funded 477 EAs with \$600.6 million from the GEFTF and LDCF, including Agency fees. Of this amount, 426 EAs have been supported with \$588.4 million (Table 9 and Table 10) from the GEFTF, in support of NCs, BURs, TNAs and BTRs. According to both the Updated Co-Financing Policy and its previous iteration, co-financing is encouraged for EAs, but is not required.<sup>105</sup>

193. In the reporting period, the GEF financed, through the GEFTF, five EAs, in the amount of \$11.0 million, inclusive of GEF project financing and Agency fees. Annex 2 lists EAs approved under the GEFTF in the reporting period.

194. Since inception and as at June 30, 2023, a total of 207 BURs have been approved for GEF funding in 132 countries, a total of 535 NCs have been approved for GEF funding in 152 countries, and a total of 87 BTRs have been approved for GEF funding in 69 countries.<sup>106</sup>

195. Information on the status of resources approved by the GEF for the preparation of BTRs, BURs and NCs for non-Annex I Parties will be submitted as an addendum to this report.

<sup>104</sup> GEF, 2022, *GEF Small Grants Programme 2.0 Implementation Arrangements for GEF-8*, Council Document GEF/C.63/06/Rev.01.

<sup>105</sup> GEF, 2018, *Updated Co-Financing Policy*, Council Document GEF/C.54/10/Rev.01, and GEF, 2014, *Co-Financing Policy*, Council Document GEF/C.46.09.

<sup>106</sup> The difference between number of BTRs and number of supported countries is related to the fact that several countries have received support from the GEF for the preparation of two consecutive BTRs within the same submission.

**Table 9: Cumulative GEF Trust Fund Enabling Activities by Region**

| Region            | Number of projects | GEF amount (\$ million)* | Co-financing (\$ million) |
|-------------------|--------------------|--------------------------|---------------------------|
| Africa            | 118                | 49.1                     | 22.7                      |
| Asia              | 91                 | 96.7                     | 114.6                     |
| ECA               | 65                 | 30.7                     | 7.1                       |
| LAC               | 117                | 108.9                    | 128.5                     |
| Global / Regional | 35                 | 303.0                    | 45.7                      |
| <b>Total**</b>    | <b>426</b>         | <b>588.4</b>             | <b>318.5</b>              |

\* Including Agency fees.

\*\* Up to June 30, 2023.

**Table 10: GEF Trust Fund Enabling Activities by Phase**

| Phase                      | Number of projects | GEF amount (\$ million)* | Co-financing (\$ million) |
|----------------------------|--------------------|--------------------------|---------------------------|
| GEF Pilot (1991-1994)      | 8                  | 34.1                     | 9.5                       |
| GEF-1 (1994-1998)          | 96                 | 49.3                     | 10.8                      |
| GEF-2 (1998-2002)          | 105                | 49.8                     | 17.6                      |
| GEF-3 (2002-2006)          | 36                 | 83.2                     | 10.5                      |
| GEF-4 (2006-2010)          | 8                  | 56.1                     | 31.2                      |
| GEF-5 (2010-2014)          | 59                 | 111.6                    | 102.4                     |
| GEF-6 (2014-2018)          | 58                 | 82.7                     | 18.2                      |
| GEF-7 (2018-2022)          | 51                 | 110.6                    | 118.3                     |
| GEF-8 (2022-2023), ongoing | 6                  | 11.0                     | 0.0                       |
| <b>Total</b>               | <b>426</b>         | <b>588.4</b>             | <b>318.5</b>              |

\* Including Agency fees.

196. The LDCF has supported the preparation of 51 NAPAs since its inception, in the total amount of \$12.2 million. All requests for NAPAs from LDCs have been financed in the previous reporting periods and no additional request was received in this reporting period.

#### Enhanced Transparency Framework

197. The ETF modalities, procedures, and guidelines for action and support referred to in Article 13 of the Paris Agreement were adopted in December 2018 at COP 24 and CMA 1.3. The GEF, as an operating entity of the Financial Mechanism, was requested to support developing country Parties in preparing their first and subsequent BTRs. This request was reiterated in December 2019 in decision 7/CMA.2.

198. The GEF organized the first informal consultation meeting on BTRs on June 18, 2020, where possible modalities and support options were discussed with the representatives of countries and institutions engaged in UNFCCC reporting support. Following the feedback received at that meeting, the GEF further developed programming modalities and guidelines and organized the second informal consultation meeting on November 17, 2020. Country representatives, the Consultative Group of Experts (CGE), UNFCCC Secretariat and relevant GEF Agencies took part in these consultations.

199. The GEF prepared an information document on the subject for the 59<sup>th</sup> GEF Council meeting, which was held on December 7-11, 2020.<sup>107</sup> A notification on the availability of support for preparation of BTRs was sent by the CEO to GEF OFPs of 144 eligible countries on February 18, 2021.

<sup>107</sup> GEF, 2020, *Information Note on the Financing of the Biennial Transparency Reports for Developing Country Parties to the Paris Agreement*, Council Document GEF/C.59/Inf.19.

200. Since the circulation of the notification of support, the GEF Secretariat has worked closely with Agencies to facilitate BTR preparations by countries.

201. Countries can access resources for the BTR preparation at full cost, from the climate change focal area set-aside resources. If countries require additional resources, they can utilize resources from their STAR allocation.<sup>108</sup>

202. In February 2022, the GEF organized the third BTR informal consultation in response to the CMA 3 guidance to estimate the cost to developing countries of implementing the ETF.<sup>109</sup>

203. The GEF prepared an information note on the update of the cost structure for the financing of BTRs for the 62<sup>nd</sup> GEF Council meeting, which was held on June 21-23, 2022.<sup>110</sup> The indicative costing for the three available modalities for supporting the preparation of BTRs was updated based on the feedback received during the third BTR informal consultation and upon further analysis by the GEF Secretariat.

204. As a result, the total indicative cost was increased, effective from the beginning of the GEF-8 period on July 1, 2022. A notification by the GEF CEO of the update of the cost structure for the financing of BTRs was sent by the GEF CEO to GEF OFPs, UNFCCC NFPs and the UNFCCC Secretariat on July 7, 2022.

205. A summary of the support modalities for the preparation of BTRs with the updated indicative costs is presented below:

- (a) Under the first modality, countries can access up to \$600,000 for the preparation of a stand-alone BTR.
- (b) Under the second modality, countries can access up to \$633,000 for the preparation of a combined BTR and NC.
- (c) Under the third modality, countries can access financing of maximum \$250,000, additional to an ongoing EA project.

206. In response to the CMA 3 guidance regarding the potential of combining the application processes for support to preparing BTRs and provision of an avenue for Parties to apply for funding for more than one report, the GEF Secretariat made available support for countries to access two BTRs and/or one NC (as applicable) as part of the same EA funding application.

207. In the reporting period, the GEF has approved BTR support for four countries with a total of \$5.4 million in resources.

208. Parties may submit an adaptation communication as a component of, or in conjunction with, other communications or documents, in line with Decision 9/CMA.1.<sup>111</sup> In the reporting period, three countries have expressed their intention to submit their adaptation communication as part of their BTR or NC.

209. The GEF provided an update to Parties during the 58<sup>th</sup> meeting of the SBI on the provision of financial and technical support to developing country Parties and responded to questions from Parties. The discussion covered the support provided by the GEF for preparation of NCs, BTRs, and BURs in the reporting period of July 1, 2021 to June 30, 2022 and onwards, the operation of the CBIT, and the support provided by the CBIT-GSP.<sup>112</sup>

---

<sup>108</sup> As at June 30, 2023, Brazil, India, Malaysia, Mexico and Nigeria have chosen to utilize STAR resources to complement the available set-aside resources.

<sup>109</sup> <https://www.thegef.org/events/third-informal-consultation-financial-support-biennial-transparency-reports>

<sup>110</sup> GEF, 2022, *Information Note on the Update to the Financing of Biennial Transparency Reports for the Developing Country Parties to the Paris Agreement*, Council Document GEF/C.62/Inf.15.

<sup>111</sup> [https://unfccc.int/sites/default/files/resource/9-CMA.1\\_English.pdf](https://unfccc.int/sites/default/files/resource/9-CMA.1_English.pdf)

<sup>112</sup> <https://www.thegef.org/events/consultation-gef-support-enhanced-transparency-framework>

## Capacity Building Initiative for Transparency

### *CBIT Trust Fund Capitalization*

210. The CBIT TF was established in September 2016. At COP 22, twelve donors issued a joint statement expressing their intention to support the CBIT TF by pledging over \$50 million. The CBIT TF received the first donor contributions prior to COP 22 and the GEF Secretariat approved the first set of projects under the CBIT subsequently.

211. Originally, the CBIT TF was expected to accept contributions until June 30, 2018 (the end of the GEF-6 period). However, the GEF Council, at its 54<sup>th</sup> meeting in June 2018, decided to extend the CBIT TF contribution and project approval deadline to October 31, 2018, to accommodate additional voluntary contributions.<sup>113</sup>

212. As at June 30, 2023, the Trustee had received a total amount of \$61.6 million from 14 donors.<sup>114</sup> This figure represents the full pledged amount by all participating donors according to their respective contribution agreements with the CBIT TF (Annex 6).

213. From late 2016 to October 2018, the GEF had approved 44 CBIT projects using resources from the CBIT TF. Within two years of its establishment, the CBIT TF successfully programmed all available resources - amounting to \$58.3 million, or 94.6 percent of the total contributions. The amount includes GEF project financing, PPGs and Agency fees.

214. The remaining resources, amounting to \$3.2 million, have been set aside to cover CBIT TF administrative costs until the date of its termination on April 30, 2025, which is 18 months after the final Trustee commitment and cash transfer date of October 31, 2023.

### *CBIT Support under GEF-7*

215. The GEF-7 period coincided with a key phase in the implementation of the Paris Agreement. The GEF-7 framework was structured to address the seminal COP decisions for the Paris Agreement, and to further support climate action in developing countries in line with the GEF's role as an operating entity of the Financial Mechanism of the UNFCCC. The GEF-7 Programming Directions included specific provisions for CBIT support through the CCM focal area.<sup>115</sup> The CBIT support was in line with the "Establishment of a New Trust Fund for the Capacity-building Initiative for Transparency"<sup>116</sup> document, which states that the CBIT efforts will be an integral part of the GEF's climate change support in GEF-7, financed by the GEF TF under regular replenishment. According to the agreed GEF-7 Resource Allocation Framework, \$55 million were notionally allocated to the CBIT.

216. By the end of GEF-7, \$86.3 million had been programmed to support 44 CBIT projects. The GEF reallocated available set-aside resources from the related EA envelope to continue to support CBIT project proposals in alignment with its Programming Directions, while ensuring continued support to reporting obligations under the UNFCCC, including the BTRs under the Paris Agreement.

### *CBIT Support under GEF-8*

217. The GEF-8 Climate Change Strategy is structured to support climate action in developing countries in line with the GEF's role as an operating entity of the Financial Mechanism of the UNFCCC and responding to COP guidance. The GEF-8 framework is structured to address the ambition mechanism of the Paris Agreement, the communication of LTSS, the First Global Stocktake taking place in 2023, the deadline for submission of the first BTRs by December 2024, and the communication of the next round of NDCs towards the end of GEF-8.

<sup>113</sup> GEF, 2018, *Joint Summary of the Chairs*, 54<sup>th</sup> GEF Council meeting.

<sup>114</sup> Australia, Belgium, Canada, Germany, Ireland, Italy, Japan, Netherlands, New Zealand, Norway, Sweden, Switzerland, United Kingdom and United States of America.

<sup>115</sup> GEF, 2018, *Summary of the Negotiations of the Seventh Replenishment of the GEF Trust Fund*, Council Document GEF/C.54/19/Rev.02.

<sup>116</sup> GEF, 2016, *Establishment of a New Trust Fund for the Capacity Building Initiative for Transparency*, Council Document GEF/C.50/05.

218. The GEF-8 strategy on the CBIT support responds to the guidance received by the CMA. CMA 3, *inter alia*, welcomed the actions taken by the GEF to provide support to developing countries for the preparation of the BTRs and to build their institutional and technical capacity for the ETF under the Paris Agreement, including through the CBIT.<sup>117</sup> The CMA requested the GEF to continue to facilitate improved access to the CBIT by developing country Parties.<sup>118</sup> It also requested the GEF to contribute to the consideration of reporting and capacity-building support provided to developing Party countries by “estimating the cost to developing countries of implementing the enhanced transparency framework, which includes establishing and enhancing a reporting system, as well as the full agreed cost of reporting and the cost of capacity-building for reporting”.<sup>119</sup>

219. The GEF-8 Programming Directions include specific provisions for CBIT support through the climate change focal area. According to the agreed GEF-8 Resource Allocation Framework, \$75 million have been notionally allocated to the CBIT – 36.4 percent higher than what was initially allocated for CBIT in GEF-7.<sup>120</sup> Resources are allocated based on country demands, and countries that have completed their first CBIT project can submit requests for support for subsequent CBIT phases.

#### *CBIT Portfolio Update*

220. The total CBIT project portfolio as at June 30, 2023 comprises 89 projects in 87 countries - of which 83 are individual country projects, one is a regional project (including five countries) and five are global projects. These 87 countries represent 56.1 percent of all 155 non-Annex I Parties, an increase from 55.8 percent as at June 30, 2022. The total CBIT support amounts to \$146.6 million, including GEF project financing, PPGs and Agency fees. Out of the 89 projects approved to date, 44 were supported with CBIT TF resources and 45 were supported with GEFTF resources.

221. In the reporting period, the GEF Secretariat approved one PIF in Chad with \$1.2 million of GEF financing, PPG and Agency fees. In addition, seven projects were approved by the GEF CEO<sup>121</sup> with \$9.5 million of GEF project financing, PPGs and Agency fees.

222. Out of 89 projects in the CBIT portfolio, 11 projects (12.9 percent of the portfolio) have been completed, 53 projects (59.5 percent) are under implementation, and 21 projects (23.6 percent) have been approved or endorsed by the CEO and are yet to start implementation. The remaining four projects (4.5 percent of the portfolio) have a cleared PIF or are pending submission and review of their project proposals for approval or endorsement by the GEF CEO. This demonstrates that the portfolio is maturing, with many projects already in the implementation phase (Figure 9).

---

<sup>117</sup> Decision 12/CMA.3, paragraphs 3 and 4: [https://unfccc.int/event/cma-3#decisions\\_reports](https://unfccc.int/event/cma-3#decisions_reports)

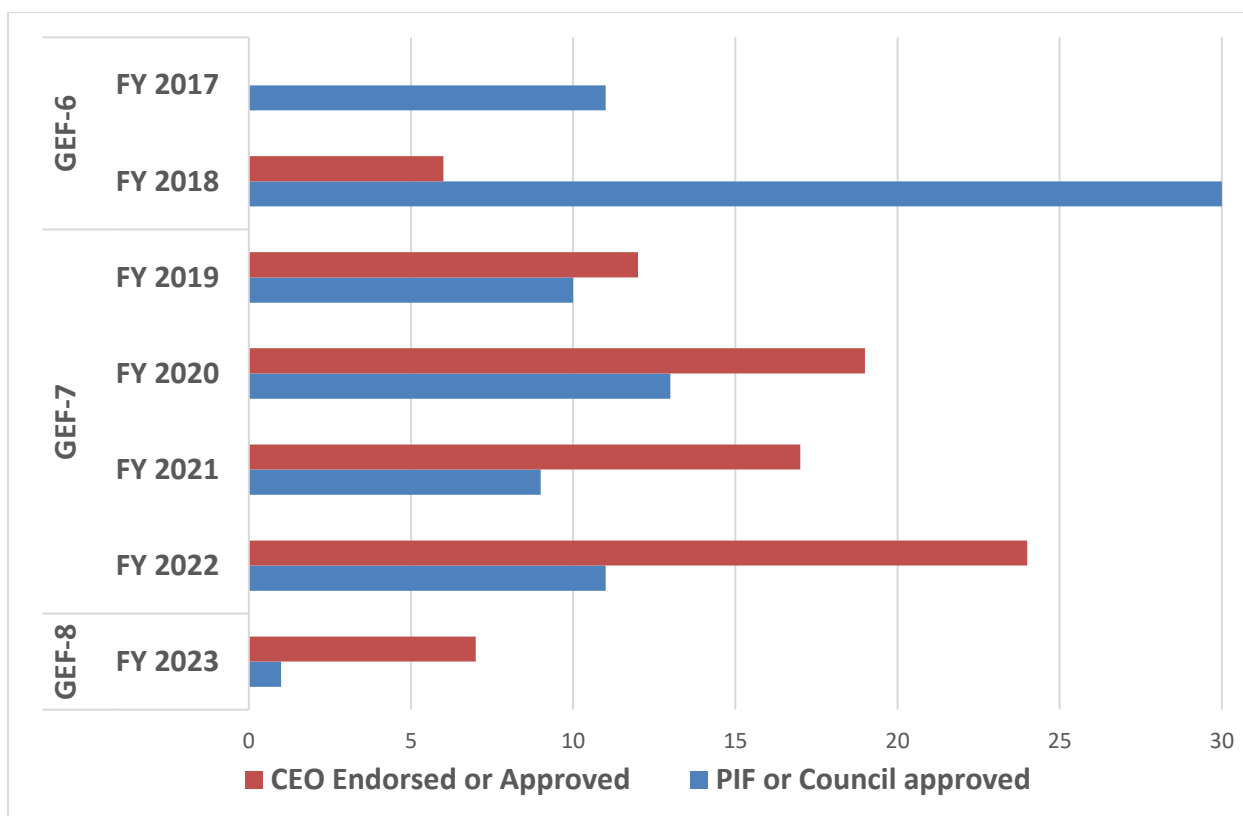
<sup>118</sup> Decision 12/CMA.3, paragraph 5: [https://unfccc.int/event/cma-3#decisions\\_reports](https://unfccc.int/event/cma-3#decisions_reports)

<sup>119</sup> Decision 12/CMA.3, paragraphs 7 (a): [https://unfccc.int/event/cma-3#decisions\\_reports](https://unfccc.int/event/cma-3#decisions_reports)

<sup>120</sup> GEF, 2022, *Summary of the Negotiations of the Eight Replenishment of the GEF Trust Fund*, Council Document GEF/C.62/03.

<sup>121</sup> These are 2-step MSPs in Lebanon, Lesotho, Solomon Islands, Tajikistan, Tunisia, United Republic of Tanzania and Vanuatu. Their PIFs were approved in previous reporting periods.



**Figure 9: Project Status of CBIT Portfolio by Fiscal Year (FY17 to FY22)**

223. Through these projects, 29 LDCs and 16 SIDS (of which three are both LDC and SIDS) have been supported in their efforts to enhance transparency.

224. The Africa region has the majority of approved CBIT projects (32 projects, including one regional project; \$47.4 million), followed by LAC (23 projects; \$39.5 million), Asia (20 projects; \$33.4 million) and ECA (nine projects; \$11.9 million). Five CBIT projects (\$14.5 million) with a global scope have been approved.

225. World Bank data show that the 89 countries that have received support by the CBIT to date, which include China and India, the two largest emitters amongst non-Annex I Parties, have cumulative GHG emissions amounting to 49.6 percent of global GHG emissions and 78.3 percent of total GHG emissions from non-Annex I Parties, indicating significant coverage.<sup>122</sup>

226. CBIT projects are implemented by seven out of the 18 GEF Agencies. The UNEP implements the most significant share, with 36 projects, followed by the UNDP, with 22 projects, the FAO with 19 projects, Conservation International (CI) with seven, IADB with three, the Foreign Economic Cooperation Center Office, Ministry of Environmental Protection of China (FECO) with one project, and the World Wildlife Fund (WWF-US) with one project. In addition, the UNDP and UNEP have one joint project approved under the CBIT.

227. The country projects respond to nationally identified priorities and are thus specific to each country's transparency-related capacity-building needs. Overall, the approved CBIT project proposals continue to address the eligible programming activities set forth in the CBIT Programming Directions.<sup>123</sup>

228. Figure 10 illustrates the percentage of approved CBIT projects that included a particular type of activity in their proposal, while also showing the overall proportion of project activity types as they relate to one another. The percentages in the Figure represent a count of occurrences of type of activity across the

<sup>122</sup> Using 2019 data from the World Bank's Databank indicator "Total greenhouse gas emissions (kt of CO<sub>2</sub> equivalent)". Climate Watch Historical GHG Emissions. 2022. Washington, DC: World Resources Institute. Available online at: [climatewatchdata.org/ghg-emissions](https://climatewatchdata.org/ghg-emissions). Retrieved April 2023.

<sup>123</sup> GEF, 2016, *Programming Directions for the Capacity-Building Initiative for Transparency*, Council Document GEF/C.50/06.

portfolio and are not correlated to the amount of resources designated for specific activities. Since one project may correspond to several individual categories, the percentages overlap and do not add up to 100 percent.

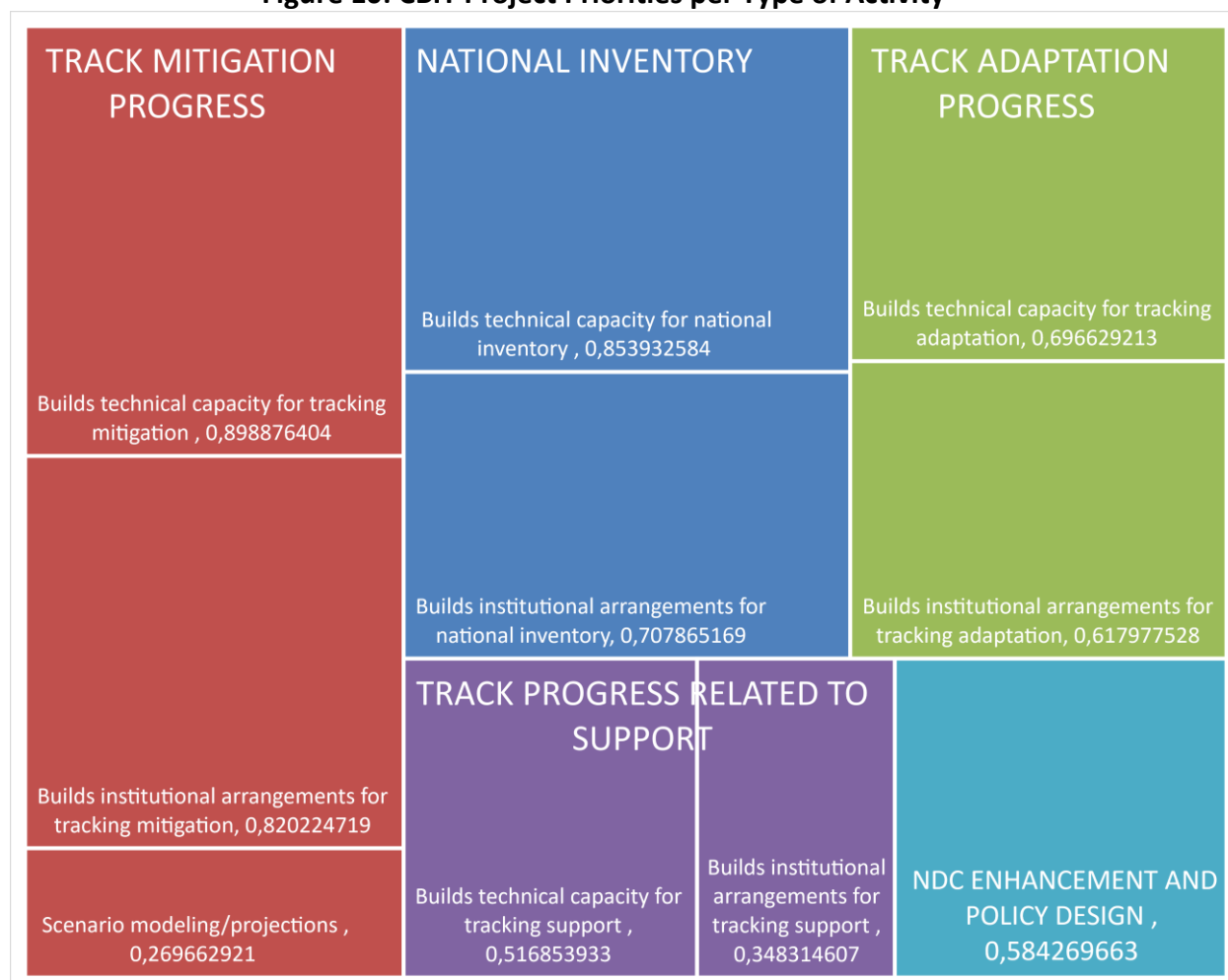
229. To better understand the CBIT project portfolio, each project was categorized according to the prioritized areas of support. The area of support corresponds to the key elements of the EFT, including capacity building for national inventories, to track CCM and CCA progress, and to track progress related to support needed and received, and NDC enhancement and review.

230. CBIT support is primarily used by countries to develop the necessary institutional arrangements and build their technical capacity to track CCM progress (82.0 percent and 89.9 percent of projects, respectively). Furthermore, 27.0 percent of projects include developing projections or scenario modeling as a component. This is encouraging, as it indicates that the CBIT is assisting countries with some of the more advanced and complex aspects of the transparency requirements under Article 13 of the Paris Agreement.

231. Since establishing national GHG inventories (GHGIs) is a first step in meeting transparency requirements, a high percentage of countries (85.4 percent) have a strong component related to building technical capacities for the national inventory and related institutional arrangements (70.8 percent). A significant number of projects also include a component for building capacities for tracking CCA progress - with 69.7 percent focused on building technical capacities and 61.8 percent on developing relevant institutional arrangements.

232. About 58.4 percent of country projects aim for NDC enhancement and policy review - an important aspect for longer-term impact of projects. Among individual country projects, 40.4 percent have included a specific component for enhancing measurement and transparency of GHG emissions from the AFOLU sector, reflecting the relative importance of this sector.

**Figure 10: CBIT Project Priorities per Type of Activity**



233. Early observations and findings from country case studies have been shared in the Progress Report on the CBIT prepared for the GEF Council.<sup>124</sup> Additional insights and lessons learned will be gathered from PIRs as projects go through the required monitoring and evaluation activities of the project cycle.

#### *CBIT Coordination*

234. In the reporting period, the GEF Secretariat continued to carry out tasks associated with the CBIT, such as reviews of CEO approvals of project concepts, monitoring and management of the project portfolio, consultations with countries and Agencies, reporting to the UNFCCC, and participation in UNFCCC-related activities. The Progress Reports on the CBIT were presented to every Council meeting, as an information document.<sup>125</sup> The CBIT web page was regularly updated, including links to approved project documents.<sup>126</sup>

235. In spite of the COVID-19-pandemic-related challenges since March 2020, the GEF has continued to facilitate coordination with other initiatives supporting transparency, including the Initiative for Climate Action Transparency (ICAT), the Coalition on Paris Agreement Capacity Building, Partnership on Transparency in the Paris Agreement (PATPA), the NDC Partnership, and others.

236. Opportunities for consultations among partners play an increasingly important role as implementation experiences and lessons learned become available. The GEF is committed to discussing ongoing and planned activities and sharing experiences with partners, particularly in order to enhance coordination of activities at the national and regional levels.

#### *CBIT Outlook*

237. Programming for CBIT resources has continued to progress over the first year of the GEF-8 period, responding to country requests to address their capacity needs and gaps well ahead of the transition to the ETF. As the first phase of CBIT projects is completed, the GEF Secretariat has started to receive requests for the second phase projects from developing countries and at a global level.<sup>127</sup> The GEF Secretariat has engaged with countries that have not yet requested CBIT support to ensure that as many developing countries as possible receive the necessary support to meet the ETF requirements.

238. Strengthened and continued engagement of the CBIT is expected in FY24. As the 2024 deadline for the submission of the BTRs nears, it is anticipated that there will be a growing demand for the CBIT to provide support to developing countries to help strengthen their institutional and technical capacities to meet the ETF requirements. As GEF support for CBIT and reports (i.e., BTRs and NC) increased more than 30 percent in GEF-8 compared to GEF-7, there will be more opportunities for countries to explore interlinkages and further align their CBIT with BTR and NC projects.

239. The GEF Secretariat, together with the CBIT Global Support Program (CBIT GSP) is exploring options for convening the CBIT Global Coordination meeting, and associated consultations in FY24. The GEF will continue to facilitate coordination with partners, respond to donor inquiries, and engage with the UNFCCC process and relevant meetings on transparency. Furthermore, the GEF Secretariat will continue to develop, update and disseminate targeted communication products on the CBIT and good practices, engage in webinars and events to share results and insights, and partner with major multilateral and bilateral transparency initiatives.

240. Finally, the GEF Secretariat will continue to undertake monitoring and review functions of its portfolio in collaboration with the GEF Agencies. Regular reporting on the CBIT progress and results to the GEF Council, UNFCCC bodies, as well as coordination with partners will continue, with additional focus on implementation progress.

<sup>124</sup> GEF, 2022, *Progress Report on Capacity-building Initiative for Transparency*, Council Document, GEF/C.63/Inf.14; and GEF, 2023, *Progress Report on Capacity-building Initiative for Transparency*, Council Document GEF/C.64/Inf.06.

<sup>125</sup> Ibid.

<sup>126</sup> <https://www.thegef.org/topics/capacity-building-initiative-transparency-cbit>

<sup>127</sup> During the reporting period, the GEF Secretariat received a request for a second phase CBIT project from Uruguay, and, at a global level, FAO submitted a request for a second phase CBIT-Forest project. Both first-phase projects completed implementation in 2022, and the second-phase projects are still under review and are yet to be approved by the GEF CEO.

## Awareness-raising, Outreach and Knowledge-sharing Related to the ETF

241. The GEF CEO and Secretariat staff engaged in various awareness-raising, outreach and knowledge-sharing opportunities, including the following:

- (a) In-person meeting organized by PATPA during COP 27 on November 10 “27<sup>th</sup> Partnership Meeting of the Partnership on Transparency in the Paris Agreement.”<sup>128</sup>
- (b) Side event organized by the GEF Secretariat at COP 27 on November 14, 2022 at the GEF-GCF Pavilion “Towards Climate Transparency: National Experiences with the Capacity-building Initiative for Transparency”.<sup>129</sup>
- (c) Webinar series organized by the CBIT-GSP between February 15 and March 9, 2023, to host the inception workshops of the CBIT-GSP Regional Networks of Central Asia and the Caucasus, Anglophone Africa, Asia, Anglophone Caribbean, Pacific, and Spanish-speaking LAC.<sup>130</sup>
- (d) Online meeting organized by the UNFCCC on March 27, 2023 “12<sup>th</sup> ETF Group of Friends meeting.”
- (e) Training workshop organized by the government of Singapore, the United States Department of Environmental Protection “Transitioning to the ETF and Tracking of Progress in Implementing and Achieving NDCs for the Asian Region” on March 8-10, 2023, in Singapore.
- (f) Three webinars co-organized by the CBIT-GSP, UNFCCC, and GEF Secretariat between May 2 and May 4, 2023 “GEF Support for BTR Financing and Access Modalities” for (i) the Asia and Pacific region on May 2, 2023, (ii) Africa and ECA regions on May 3, 2023, and (iii) LAC region on May 4, 2023.<sup>131</sup>
- (g) Consultations organized by the GEF Secretariat on June 8, 2023, during the UNFCCC Fifty-eighth subsidiary bodies meetings, related to the GEF’s support to the ETF.<sup>132</sup>
- (h) Side event, organized by the UNFCCC on June 8, 2023, during the UNFCCC Fifty-eighth subsidiary bodies meetings “Support Opportunities Available to Developing Country Parties for Implementing Measurement, Reporting and Verification (MRV)/ETF arrangements”.<sup>133</sup>
- (i) Workshop to launch the CBIT-GSP Climate Transparency Platform, on June 9, 2023, during the UNFCCC Fifty-eighth subsidiary body meetings.<sup>134</sup>
- (j) Meeting organized by the UNFCCC on June 9, 2023, during the UNFCCC Fifty-eighth subsidiary body meetings “13<sup>th</sup> ETF Group of Friends meeting.”

## National Communications and Biennial Update Reports<sup>135</sup>

242. Since January 1, 2022, BUR support for Parties to the Paris Agreement has been phased out and replaced with support for the BTRs.<sup>136</sup> Parties with ongoing GEF projects to prepare BURs are still expected to

<sup>128</sup> <https://transparency-partnership.net/event/2022-27th-meeting-partnership-transparency-paris-agreement>

<sup>129</sup> <https://gcfgefcp.org/programme/towards-climate-transparency-national-experiences-with-the-capacity-building-initiative-for-transparency/>

<sup>130</sup> <https://www.cbitplatform.org/archived-events?page=1>

<sup>131</sup> <https://www.thegef.org/events/webinar-gef-support-biennial-transparency-reports-financing-and-access-modalities>

<sup>132</sup> <https://www.thegef.org/events/consultation-gef-support-enhanced-transparency-framework>

<sup>133</sup> [https://seors.unfccc.int/applications/seors/attachments/get\\_attachment?code=2I9LCNL2AS1HTP7CQA9WS7QKU7M6IWDN](https://seors.unfccc.int/applications/seors/attachments/get_attachment?code=2I9LCNL2AS1HTP7CQA9WS7QKU7M6IWDN)

<sup>134</sup> <https://www.cbitplatform.org/events/inception-cbit-gsp-and-launch-climate-transparency-platform>

<sup>135</sup> The GEF plans to submit an addendum to this report on the status of resources approved by the GEF for the preparation of NCs, BURs and BTRs for Parties not included in Annex I by October 1, 2022.

<sup>136</sup> GEF, 2020, *Information Note on the Financing of Biennial Transparency Reports for Developing Country Parties to the Paris Agreement*, Council Document GEF/C.59/Inf.19, paragraph 21.

submit the final BUR, but can access additional financing to advance with the preparation of their first BTRs, while completing the final BUR. By June 30, 2023, 61 BURs supported by the GEF were still under preparation.

243. In the reporting period, 20 non-Annex I Parties submitted their NCs, and 21 non-Annex I Parties submitted their BURs to the UNFCCC. The GEF, through its Agencies, continues to provide assistance to Parties in formulating project proposals identified in their NCs (in accordance with Article 12 of the Convention and decision 5/CP.11) and BURs.

244. In order to submit any project proposal for approval, GEF Agencies need to ensure the proposal's consistency with country's national priorities. A country confirms its endorsement of a proposal by providing a letter signed by the GEF OFP. Following the proposal submission, the GEF, as a prerequisite for approval, examines and confirms its linkage to national priorities or programs. All projects approved by the GEF in the reporting period have been confirmed to explicitly correspond to national priorities, including those identified in NCs, BURs, BTRs, TNAs and NDCs, as applicable.

### **Global Support to the ETF**

245. The GSP for NCs, BURs and NDCs provided support to non-Annex I Parties to prepare NCs and BURs submitted to the UNFCCC. The Program also provided technical guidance and assistance for the identification of priority areas of support for the implementation of NDCs. The GSP started its operation in late 2015 and provided support to more than 140 countries in Africa, Asia and the Pacific, LAC and ECA through a wide range of activities at national and regional levels. The Program concluded in September 2021, and detailed information on the outcomes and achievements of the GSP were presented in the GEF's Report to COP 27 (paragraphs 229-234).

246. The GEF is funding the continuation of the GSP, taking into consideration the ETF requirements for action and support which were established with Article 13 of the Paris Agreement. The GSP and CBIT Global Coordination Platform (GCP) have been merged and entered a second phase. This merged support for ETF, called the CBIT GSP, is under implementation until the end of 2026, and focuses on the provision of global streamlined support, capacity building and coordination, to help developing countries meet enhanced transparency requirements under Article 13 of the Paris Agreement while still providing support to the preparation of NCs.

247. Capitalizing on the experience from the previous GSP, the key support modality is the ten Regional Transparency Networks that provide targeted support to countries and foster South-South exchange and learning within and across networks.

248. In the reporting period, eight Regional Transparency Networks have been launched under the CBIT-GSP, and have started regional and in-country support activities. Activities were identified based on the results of comprehensive needs assessment in countries. Two of the networks, namely, the Francophone and Lusophone, are coordinated by the UNDP's Climate Promise Initiative. Eight technical trainings were conducted for six Networks in close collaboration with partners (e.g., UNFCCC, UNDP, PATPA, and ICAT).

249. In addition, eight experience-sharing webinars were held in different networks to share good practices and lessons learned on countries' transparency efforts, including on institutional arrangements, online MRV systems, NDC tracking and gender in climate reporting. Globally, a webinar series "GEF Support for BTR Financing and Access Modalities" was co-organized by the UNFCCC and the GEF Secretariat, reaching more than 300 participants, and in close collaboration with three GEF Agencies (i.e., UNEP, UNDP, and FAO). In-country support activities have been identified and are being provided in various areas, such as NDC tracking support, IPCC software training, BTR roadmap development and support for institutional arrangements.

250. The CBIT GSP also provides support to countries for the peer review and the quality review of their climate transparency reports. In the reporting period, it conducted two peer reviews and 22 quality reviews of reports, mainly for SIDS and LDCs.

251. Expanding on the CBIT GCP and the GSP website, a new Climate Transparency Platform was developed and launched in June 2023 during subsidiary body meetings, providing a one-stop shop for the global climate transparency community, with latest events, knowledge products, overview of transparency projects and support providers as well as dedicated network pages for South-South exchange and peer learning. Demonstration webinars for the platform have been held for different user groups and networks to introduce and sensitize them to the functionalities of the platform.

### Capacity building

252. Capacity building is a key theme of GEF projects, and it is embedded in the design of both CCM and CCA projects. In addition, capacity building for EAs and fulfillment of Convention obligations is identified as a distinct objective in a large number of projects.

253. The UNFCCC capacity-building framework identifies 15 priority areas for capacity building, as listed in decision 2/CP.7:

- (a) Institutional capacity building, including the strengthening or establishment, as appropriate, of national climate change secretariats or NFPs;
- (b) Enhancement and/or creation of an enabling environment;
- (c) NCs;
- (d) National climate change program;
- (e) GHGs, emission database management, and systems for collecting, managing and utilizing activity data and emission factors;
- (f) Vulnerability and adaptation assessment;
- (g) Capacity building for implementation of adaptation measures;
- (h) Assessment for implementation of mitigation options;
- (i) Research and systemic observation, including meteorological, hydrological and climatological services;
- (j) Development and transfer of technology;
- (k) Improved decision making, including assistance for participation in international negotiations;
- (l) Clean Development Mechanism;
- (m) Needs arising out of the implementation of Article 4, paragraphs 8 and 9, of the Convention;
- (n) Education, training and public awareness; and
- (o) Information and networking, including the establishment of databases.

254. In the calendar year 2022, the GEFTF, LDCF and SCCF portfolios supported 33 stand-alone and MFA projects (3 CBIT, 11 CCM and 19 CCA) with various capacity-building priorities listed above, in the form of technical assistance. The total GEF funding for supporting these capacity-building activities in 2022 amounted to approximately \$78.3 million. Of these, 23 projects provided support to 15 SIDS and LDCs with capacity-building activities amounting to \$31.1 million.

255. These projects cut across eleven out of the 15 UNFCCC-defined priority areas for capacity building (a, b, c, e, f, g, h, i, j, n and o). The majority of CCM projects addresses support for NCs, education, training and public awareness, enhancement of enabling environments and institutional capacity building. Projects supported by the CBIT focus on institutional capacity building and GHGs, emission database management and

systems for collecting, managing and utilizing activity data and emission factors. For CCA projects, efforts include capacity building for implementation of CCA measures, education, training and public awareness, and enhancement of enabling environments.

256. The GEF continues to support the implementation of Article 6 of the Convention and the Glasgow work programme that superseded the Doha Work Programme, including by providing financial resources to non-Annex I Parties, in particular African countries, LDCs and SIDS. In 2022, the GEF provided more than \$9.8 million towards education, training and public awareness through its regular CCM and CCA programming. In addition, many NC EAs contain components that provide support for education, training and public awareness.

## 6. TECHNOLOGY TRANSFER

257. The development and transfer of low-carbon and climate-resilient technology has been a key cross-cutting theme for the GEF since its establishment. It continues to be at the core of the programming directions for GEF-8. The first pillar of the GEF-8 climate change focal area investment, titled “Promote innovation, technology development and transfer, and enabling policies for mitigation options with systemic impacts,” is entirely devoted to supporting technology development and transfer. The investment windows that are linked to Pillar I include: promoting efficiency in the use of energy and materials, supporting the transition to decarbonized power systems and further scaling up zero-emission mobility. In GEF-8, partnership with the private sector continues to be a key priority in promoting technology deployment and transfer.

258. Similarly, the GEF Programming Strategy on Adaptation to Climate Change for the LDCF and SCCF for the period of 2022-2026 is focused on promoting technology transfer and innovation. Support to technology transfer continues to be a priority of both the LDCF and SCCF. Specifically, priority area 2 of the SCCF programming strategy focuses on “Strengthening technology Transfer, innovation and private sector engagement”. The SCCF’s technology transfer window (SCCF-B) is expected to support this priority area.

259. Therefore, the entire GEF climate change portfolio can be characterized as supporting technology transfer as defined by the IPCC and by the technology transfer framework adopted by COP 7.<sup>137</sup>

260. In the reporting period, for CCM, one PFD and ten projects with technology transfer objectives or elements were approved with \$97.8 million in GEF funding, including PPGs and Agency fees, and \$1.6 billion in co-financing.<sup>138 139</sup> This amount includes two global projects and one regional project. The main technology elements of these projects are green hydrogen technologies, electric mobility systems, distributed renewable energy, zero-emissions buildings, circular construction and decarbonized food systems. Detailed project descriptions are provided in Annexes 2 and 3.

261. For CCA, three projects were approved that include financing toward CCA Objective 1.3 and 2.2 totaling \$1.39 million, inclusive of GEF project financing, PPGs and Agency fees, and leveraged \$1.63 million in co-financing.<sup>140</sup> All three projects contributing to CCA Objectives 1.3 and 2.2 were MTF financing with support from the LDCF and SCCF.

262. As an example of CCM project focusing on technology transfer, the project *Supporting the Shift to a Low-emission, Circular Construction in Chile* aims at supporting Chile’s construction sector in shifting to low-emission and circular, breaking the ‘take-make-waste’ logic. It will increase the usage of resources that are currently disposed of or unused and drastically reduce the sector’s energy consumption and GHG emissions. The Chile’s construction sector is responsible for up to 23 percent of total annual GHG emissions, primarily resulting from energy consumption (process, electricity, and transportation) in the manufacturing of cement

<sup>137</sup> Decision 4/CP.7.

<sup>138</sup> These projects are aligned with Pillar I. They include projects categorized in the areas of efficient use of energy and materials, decarbonized power systems and zero-emission mobility.

<sup>139</sup> In this reporting period, CCM resources supporting technology development and transfer activities are lower when compared to the previous report. This difference is due both to the scope of the previous report which covered the entire GEF-7 cycle, and to this reporting period corresponding to the first year of the new GEF cycle, as usually countries take longer to program their GEF allocation under a new GEF Programming Strategy.

<sup>140</sup> In this reporting period, CCA resources supporting technology development and transfer activities are lower when compared to previous reports. This difference is due both to the scope of the previous report which covered the entire GEF-7 cycle, and to this reporting period corresponding to the first year of the new GEF cycle, as usually countries take longer to program resources under a new LDCF and SCCF Programming Strategy.

and steel. This project aims to address this global environmental challenge by promoting the shift to a low-emission circular construction model through an innovative combination of public policies and technologies that dramatically increase the material efficiency in the sector. The project is expected to play a key transformative role and support Chile in achieving its NDC and long-term climate strategy, as well as to mitigate of 0.3 Mt CO<sub>2</sub> eq.

263. An example of a CCA project on technology transfer approved in the reporting period is *Vulnerable Twenty Group (V20) Funding Program to Leverage Adaptation by Averting and Minimizing Impacts of Climate Change*, implemented by UNIDO, and executed by the Climate Vulnerability Forum (CVF)/V20 Secretariat and CARE International. With the focus on LDCs and some highly vulnerable non-LDCs, the project aims to support deployment of innovative CCA solutions and build capacity at local levels to access CCA finance by providing catalytic finance to CSOs and MSMEs to implement high-impact and innovative locally-led CCA solutions across agriculture, water, climate information services and disaster risk reduction.

264. The GEF continues to explore opportunities for further collaboration in support of technology development and transfer with the CTCN, as consistent with national priorities and based on country demand. The GEF Secretariat regularly attends the biannual TEC and CTCN Advisory Board meetings.

265. The CTCN continues to encourage all the NDEs to liaise with their respective GEF OFPs and enhance collaboration through scaling up of projects and develop common approach to decision making on technology development and transfer-related matters.

266. The CTCN has been encouraged to utilize GEF national dialogues and ECWs as entry points to facilitate further coordination with GEF OFPs to explore potential cooperation in a country-driven manner. Specifically, in the reporting period, the NDEs of Benin, Malaysia, Nicaragua, Togo and United Republic of Tanzania participated in the national dialogues in their respective country.

267. The CTCN is also a member of the Steering Committee for Phase IV of the Global TNA project. Specifically, the CTCN is providing in-kind resources of up to \$910,000 consisting of staff-time/expertise to:

- (a) Participate as resource persons in TNA-related global and regional workshops and events;
- (b) Respond to TNA-related technical assistance requests submitted by participating countries;
- (c) Facilitate access for participating countries to knowledge and information from different organizations and countries; and
- (d) Disseminate TNA results and promote technology action plan (TAP) implementation.

268. The GEF Secretariat participated in, and/or observed, key discussions supporting the development of technology transfer initiatives in the reporting period. Examples include:

- (e) 25<sup>th</sup> meeting of the TEC on September 6-9, 2022;
- (f) 20<sup>th</sup> meeting of the CTCN Advisory Board on September 9-14, 2022;
- (g) 26<sup>th</sup> meeting of the TEC on March 21-24, 2023; and
- (h) 21<sup>st</sup> meeting of the CTCN Advisory Board on March 24-29, 2023.

### **Technology Needs Assessments**

269. The GEF supports developing countries to undertake TNAs. Overall, the GEF has supported more than 95 developing countries to undertake TNAs through the Global TNA Project, which has been implemented in four phases. Under the GEF-8 Programming Directions, support for TNAs is available for LDCs and SIDSs that have not yet undertaken a TNA and wish to do so. Other countries will continue to be able to use their national STAR allocations. In the reporting period, twelve countries have chosen to use their STAR resources to update their TNA.



270. This reporting period corresponds to the implementation phase of the fourth TNA project (*TNA phase IV*) that supports 17 LDCs and SIDS, as approved by the GEF Council in June 2019 and subsequently endorsed by the CEO in July 2020. All 17 countries have established the institutional structure for the TNA project implementation, including nomination of their TNA coordinator through the UNFCCC NFP, and establishment of a Steering Committee and sectoral working groups. Ten countries have submitted their TNA reports. Total GEF financing for this project is \$5.0 million from the CCM set-aside, inclusive of GEF project financing and Agency fees. As at March 2023, \$3.7 million or 81 percent of the resources have been disbursed. The project consists of two components: (i) TNA and development of TAPs; and (ii) evaluations. The participating countries are:

- (i) Africa and the Middle East: Comoros, Ethiopia, Guinea Bissau, Lesotho, Somalia, South Sudan and Yemen.
- (j) Asia and the Pacific: Kiribati, Maldives, Niue, Papua New Guinea, Solomon Islands, Timor-Leste, Tonga and Tuvalu.
- (k) LAC: Bahamas and Saint Kitts and Nevis.

271. In the reporting period, the *TNA Phase IV* project conducted the following capacity-building and outreach activities:

- (a) Two “Second regional capacity building workshops” on barrier analysis and enabling framework conditions: in February 2023 (Kenya), seventeen participants from six countries; and in February 2023 (Senegal), six participants from two countries.
- (b) Two technical support missions in the African region, in collaboration with the Regional Centre. Online trainings were held in four countries with the virtual presence of the Regional Centre;
- (c) Twelve bilateral meetings were held with TNA coordinators on the margins of COP 27;
- (d) One new guidebook was published: “Transformational Change Guidance for Technology Needs Assessment”.<sup>141</sup>

272. The GEF started supporting TNA projects in 2009, with the first TNA project under the Poznan Strategic Programme on Technology Transfer (PSP), *Global TNAs - Phase I*, approved by the LDCF/SCCF Council in April 2009 and endorsed by the CEO in September 2009. Project implementation by UNEP started in October 2009 and was completed in April 2013. Total SCCF-B funding for this project was \$9.0 million, inclusive of GEF project financing and Agency fees.

273. The second TNA project concept (*TNA phase II*) to support 28 countries was approved by the GEF Council in April 2013 and endorsed by the CEO in August 2014. Total GEF funding for this project was \$6.69 million, inclusive of project financing and Agency fees. Project implementation began in November 2014 and was completed in 2021. Two countries that already participated in TNA Phase I (Kazakhstan and Lao People’s Democratic Republic) were supported in concluding their TAP reports.

274. The third TNA project concept (*TNA phase III*) to support 22 SIDS and LDCs and Ukraine was approved by the GEF Council in June 2016 and endorsed by the CEO in March 2018. The revised completion date was March 2023. Total GEF financing for this project was \$6.5 million from the CCM focal area set-aside and \$0.3 million from Ukraine’s STAR allocation, inclusive of GEF project financing and Agency fees. As at March 2023, the project has disbursed \$6.15 million, or 99 percent.

<sup>141</sup> <https://unepccc.org/publications/transformational-change-guidance-for-technology-needs-assessment/>

275. As at March 2023, *TNA Phase III* project progress was as follows:
- (a) All 22 countries have established the institutional structure for the TNA project implementation, including nomination of their TNA coordinator through the UNFCCC NFP, and establishment of a Steering Committee and sectoral working groups;
  - (b) All 22 countries have finalized TNA reports. Through identification and prioritization of key CCM and CCA technologies, several countries have been using these reports to update their NDCs as well as in preparing the BURs and as inputs to other national processes;
  - (c) All 22 countries have completed their Barrier Analysis and Enabling Framework reports;
  - (d) 20 countries have completed their TAPs; and
  - (e) 19 countries have completed project concept notes and advocacy/policy briefs.
276. The project has conducted the following outreach activities in the reporting period:<sup>142</sup>
- (a) Release of four news stories and two podcasts on the TNA website;
  - (b) Virtual Event “Enhancing Means of Implementation through Technology Needs Assessments.” As part of the Asia Pacific Climate Week, an online session was organized jointly with the UNFCCC Secretariat focusing on TNAs in the Asia Pacific region;
  - (c) Four events co-organized during COP 27 to facilitate TNA experience sharing; and
  - (d) In addition, the *TNA Phase III* project has regular exchanges with the CTCN on how technical assistance can be provided to countries in support of implementing TNA outputs, including TAPs.
277. In the reporting period, *Phase V of the Global TNA Project* has been approved by the GEF Council in June 2023 to support a total of 17 countries in developing or updating their TNAs. Total GEF financing for this project is \$5.6 million, \$3.9 million from STAR allocation and \$1.7 the CCM focal area set-aside, inclusive of GEF project financing and Agency fees. The *TNA Phase V project* builds on the four previous phases, and will target:
- (a) Countries that have already conducted a TNA in a previous phase (e.g., TNA I or II), which now require updating as new technologies become relevant and new national priorities and opportunities arise. The project will support updating and re-prioritizing technologies, assessing market conditions and enabling frameworks, and developing revised technology action plans with inputs to policy and implementable projects. There are twelve countries in this category: Azerbaijan, Ghana, Mali, Mongolia, Morocco, Peru, Philippines, Senegal, Tunisia, Venezuela (Bolivarian Republic of), Côte d'Ivoire, and Thailand. These countries are all using STAR resources.
  - (b) Countries that have not conducted TNAs in the past (TNA I to IV) and have therefore not been conducted analysis of both CCM and CCA technologies, barriers and enabling frameworks, leading to TAPs. The countries in this category are Bahrain, Cook Islands, Eritrea, Micronesia (Federated States of), and Sierra Leone. These countries are using CCM set-aside resources.

### **Poznan Strategic Program on Technology Transfer**

278. After COP 14 welcomed and renamed GEF's PSP, the GEF submitted a plan for the long-term implementation of the PSP to COP 16.<sup>143</sup> The GEF submission included the following elements to further scale up investments in environmentally sound technologies (ESTs) in developing countries in accordance with the GEF climate change focal area strategy, and to enhance technology transfer activities under the UNFCCC:
- (a) Support for climate technology centers and a climate technology network;
  - (b) Piloting priority technology projects to foster innovation and investments;
  - (c) Public Private Partnerships for technology transfer;
  - (d) TNAs; and
  - (e) GEF as a catalytic supporting institution for technology transfer.

<sup>142</sup> <https://tech-action.unepdtu.org/>

<sup>143</sup> UNFCCC, 2010, *Report of the Global Environment Facility on the progress made in carrying out the Poznan strategic programme on technology transfer*, SBI Document FCCC/SBI/2010/25.

279. The GEF initially funded the PSP under GEF-4 (2006-10). The initial funding for the PSP totaled \$50 million, with \$30 million from GEFTF country allocations, \$5 million from the GEFTF set-aside and \$15 million from the SCCF, leveraging co-financing of \$228.8 million. GEF-5 funding for the elements of the long-term implementation of the PSP was primarily from a combination of country allocations under the STAR (for CCM projects) and global and cross-focal area set-asides (for the *Global TNA Project Phases I and II*). The SCCF and LDCF provided funding for CCA pilot projects. All CCM and CCA projects under GEF-4 and GEF-5 with technology-related objectives were part of the PSP.

280. Since GEF-6, technology transfer has been embedded in the GEF programming strategy, along with elements of the PSP, which are funded from country STAR allocations or set-asides in each funding period. Technology transfer projects continue to be country-driven and require demonstrating alignment to national priorities included in national climate strategies and plans, as well as TNAs.

281. Under the PSP, the GEF has supported four regional projects and the CTCN through a global project, listed in Table 11. Out of these five projects, three have been completed and two projects are still under implementation (Annex 4 provides further information on the ongoing projects). These projects received funding from the GEFTF for CCM as well as from the SCCF-B for CCA. The regional projects have been generating lessons learned to help inform the Technology Mechanism, in particular the CTCN, and facilitate the coordination and cooperation on climate technology development and transfer through regional and sub-regional coordination mechanisms and partnerships; such as the establishment of Regional Coalition on Circular Economy in the LAC region, targeted support to address specific barriers to adoption of climate technologies in small and medium enterprises (SMEs) by the European Bank for Reconstruction and Development (EBRD)'s FINTECC project, mainstreaming climate technology development, transfer and investment into planning in those Asian countries that received GEF's support under Pilot Asia-Pacific Climate Technology Network and Finance Center of the ADB and UNEP project, among other.

**Table 11: GEF Projects for Regional Climate Technology Transfer and Financing Centers<sup>144</sup>**

| Title   | Region           | Agency    | GEF financing (\$ million) |       | Co-financing (\$ million) | Status  |
|---|------------------|-----------|----------------------------|-------|---------------------------|---|
|   |                  |           | GEFTF*                     | SCCF* |                           |   |
| <i>Promoting Accelerated Transfer and Scaled-up Deployment of CCM Technologies through the CTCN</i> | Global           | UNIDO     | 1.8                        | 0     | 7.2                       | Completed - Terminal evaluation report (TER) available on the GEF Portal. |
| <i>Pilot Asia-Pacific Climate Technology Network and Finance Center</i>                             | Asia and Pacific | ADB/ UNEP | 10.0                       | 2.0   | 74.7                      | Completed - TER available on the GEF Portal.                              |
| <i>Pilot African Climate Technology Finance Center and Network</i>                                  | Africa           | AfDB      | 10.0                       | 5.8   | 89.0                      | Under implementation - Expected completion date: December 2023..          |
| <i>Finance and Technology Transfer Center for Climate Change</i>                                    | ECA              | EBRD      | 10.0                       | 2.0   | 77.0                      | Under implementation - Expected completion date: December 2023.           |
| <i>Climate Technology Transfer Mechanisms and Networks in LAC</i>                                   | LAC              | IDB       | 10.0                       | 2.0   | 63.4                      | Completed - TER available on the GEF Portal                               |

\* Includes GEF project financing, PPGs and Agency fees.

282. Under the PSP, eleven national climate technology projects have been implemented, in accordance with guidance from COP decision 2/CP.14. The funding from the GEFTF and SCCF-B for these projects amounted to \$51.6 million, inclusive of GEF project financing, PPGs and Agency fees,<sup>145</sup> and the total co-financing amounted to \$223.2 million and \$5.7 million, respectively.

283. As at June 30, 2023, ten out of eleven projects have been completed. These ten projects were in Cambodia, Chile, China, Colombia, Eswatini, Jordan, Kenya, Mexico, Russian Federation, Senegal, Sri Lanka and Thailand. One project remains under implementation in Côte d'Ivoire (further information is provided in Annex 4).

284. These eleven projects have addressed both CCM and CCA and have been diverse and innovative. They have included renewable energy (solar, biomass, wind), energy efficiency (insulation materials, efficient and hydro-chlorofluorocarbon (HCFC)-free appliances), transport ("green" trucks), and composting. Membrane drip irrigation, flood- and drought-resistant crops with sustainable land management (SLM) practices were included as CCA-related technologies.

<sup>144</sup> Annex 4 provides more information on the status of the two Regional Centers still under implementation, i.e., Pilot African Climate Technology Finance Center and Network and Finance and Technology Transfer Center for Climate Change

<sup>145</sup> Details on financing are provided in Annex 4.

## ANNEX 1: GEF-8 FUNDING ENVELOPES AND ALLOCATIONS

The following table presents the initial STAR country allocations for all countries that receive an allocation in GEF-8.<sup>146</sup>

**Table A1.1: Initial GEF-8 STAR Country Allocations (\$ million)<sup>147</sup>**

| Country                         | Climate Change | Biodiversity | Land Degradation | Total |
|---------------------------------|----------------|--------------|------------------|-------|
| Afghanistan                     | 2.00           | 4.00         | 4.96             | 10.96 |
| Albania                         | 1.00           | 3.00         | 4.24             | 8.24  |
| Algeria                         | 2.49           | 4.94         | 4.82             | 12.25 |
| Angola                          | 3.52           | 11.23        | 3.70             | 18.45 |
| Antigua and Barbuda             | 2.00           | 4.00         | 4.42             | 10.42 |
| Argentina                       | 5.24           | 18.75        | 2.82             | 26.80 |
| Armenia                         | 1.05           | 3.00         | 4.24             | 8.30  |
| Azerbaijan                      | 2.33           | 3.00         | 3.88             | 9.21  |
| Bahamas                         | 2.00           | 5.58         | 2.00             | 9.58  |
| Bangladesh                      | 4.58           | 4.00         | 2.00             | 10.58 |
| Barbados                        | 2.00           | 4.00         | 3.25             | 9.25  |
| Belarus                         | 2.75           | 3.00         | 1.21             | 6.96  |
| Belize                          | 2.00           | 4.00         | 2.00             | 8.00  |
| Benin                           | 2.00           | 4.00         | 6.63             | 12.63 |
| Bhutan                          | 2.00           | 4.00         | 2.00             | 8.00  |
| Bolivia, Plurinational State of | 2.17           | 15.59        | 2.86             | 20.61 |
| Bosnia and Herzegovina          | 1.00           | 3.00         | 1.46             | 5.46  |
| Botswana                        | 1.00           | 3.00         | 3.89             | 7.89  |
| Brazil                          | 15.19          | 62.59        | 2.06             | 79.83 |
| Burkina Faso                    | 2.00           | 4.00         | 7.74             | 13.74 |
| Burundi                         | 2.00           | 4.00         | 4.89             | 10.89 |
| Cabo Verde                      | 2.00           | 9.57         | 2.64             | 14.22 |
| Cambodia                        | 2.00           | 4.65         | 3.14             | 9.80  |
| Cameroon                        | 1.26           | 17.12        | 2.01             | 20.40 |
| Central African Republic        | 2.00           | 4.00         | 2.89             | 8.89  |

<sup>146</sup> GEF, 2022, *Initial GEF-8 STAR Country Allocations*, Council Document, GEF/C.63/Inf.05.

<sup>147</sup> The figures presented here are rounded to two decimal places. On the GEF Portal, the figures are presented as the actual amounts.

| Country                          | Climate Change | Biodiversity | Land Degradation | Total |
|----------------------------------|----------------|--------------|------------------|-------|
| Chad                             | 2.00           | 4.00         | 5.39             | 11.39 |
| Chile                            | 3.51           | 18.84        | 3.27             | 25.62 |
| China                            | 47.02          | 43.64        | 3.03             | 93.68 |
| Colombia                         | 6.46           | 55.28        | 2.63             | 64.36 |
| Comoros                          | 2.00           | 4.08         | 2.00             | 8.08  |
| Congo                            | 1.00           | 3.89         | 1.00             | 5.89  |
| Cook Islands                     | 2.00           | 4.00         | 2.00             | 8.00  |
| Costa Rica                       | 1.00           | 13.96        | 1.26             | 16.22 |
| Côte d'Ivoire                    | 1.00           | 7.61         | 4.25             | 12.86 |
| Cuba                             | 2.00           | 12.10        | 2.00             | 16.10 |
| Democratic Republic of the Congo | 4.53           | 22.60        | 2.26             | 29.40 |
| Djibouti                         | 2.00           | 4.00         | 3.87             | 9.87  |
| Dominica                         | 2.00           | 4.00         | 2.81             | 8.81  |
| Dominican Republic               | 2.00           | 7.26         | 2.57             | 11.83 |
| Ecuador                          | 1.96           | 33.68        | 3.49             | 39.13 |
| Egypt                            | 4.46           | 5.40         | 4.40             | 14.25 |
| El Salvador                      | 1.00           | 3.00         | 1.13             | 5.13  |
| Equatorial Guinea                | 1.00           | 3.00         | 1.00             | 5.00  |
| Eritrea                          | 2.00           | 4.00         | 3.92             | 9.92  |
| Eswatini <sup>148</sup>          | 1.00           | 3.00         | 3.50             | 7.50  |
| Ethiopia                         | 4.19           | 14.88        | 4.73             | 23.80 |
| Fiji                             | 2.00           | 7.96         | 2.00             | 11.96 |
| Gabon                            | 1.00           | 5.23         | 1.00             | 7.23  |
| Gambia                           | 2.00           | 4.00         | 6.08             | 12.08 |
| Georgia                          | 1.09           | 3.00         | 2.92             | 7.01  |
| Ghana                            | 1.50           | 5.60         | 4.63             | 11.73 |
| Grenada                          | 2.00           | 4.00         | 2.00             | 8.00  |
| Guatemala                        | 1.00           | 8.78         | 1.52             | 11.29 |
| Guinea                           | 2.00           | 5.54         | 3.62             | 11.16 |
| Guinea Bissau                    | 2.00           | 4.00         | 2.20             | 8.20  |

<sup>148</sup> Eswatini was named Swaziland until 2018.

| Country                          | Climate Change | Biodiversity | Land Degradation | Total  |
|----------------------------------|----------------|--------------|------------------|--------|
| Guyana                           | 2.00           | 4.07         | 2.00             | 8.07   |
| Haiti                            | 2.00           | 7.60         | 2.08             | 11.67  |
| Honduras                         | 1.00           | 12.80        | 2.10             | 15.90  |
| India                            | 41.65          | 43.78        | 3.89             | 89.32  |
| Indonesia                        | 20.05          | 82.15        | 1.45             | 103.65 |
| Iran (Islamic Republic of)       | 2.75           | 3.51         | 2.00             | 8.27   |
| Iraq                             | 1.00           | 3.00         | 2.43             | 6.43   |
| Jamaica                          | 2.00           | 6.50         | 2.95             | 11.45  |
| Jordan                           | 1.62           | 3.00         | 4.23             | 8.85   |
| Kazakhstan                       | 8.90           | 4.84         | 3.85             | 17.58  |
| Kenya                            | 3.06           | 13.42        | 4.82             | 21.30  |
| Kiribati                         | 2.00           | 4.58         | 2.00             | 8.58   |
| Kyrgyzstan                       | 1.02           | 3.00         | 4.69             | 8.71   |
| Lao People's Democratic Republic | 2.00           | 6.75         | 2.15             | 10.90  |
| Lebanon                          | 1.08           | 3.00         | 3.81             | 7.89   |
| Lesotho                          | 2.00           | 4.00         | 3.90             | 9.90   |
| Liberia                          | 2.00           | 4.63         | 2.00             | 8.63   |
| Libya                            | 1.00           | 3.00         | 1.80             | 5.80   |
| Madagascar                       | 2.00           | 50.67        | 4.03             | 56.69  |
| Malawi                           | 2.00           | 4.40         | 5.52             | 11.92  |
| Malaysia                         | 5.01           | 19.90        | 1.41             | 26.32  |
| Maldives                         | 2.00           | 4.00         | 2.00             | 8.00   |
| Mali                             | 2.00           | 4.00         | 5.69             | 11.69  |
| Marshall Islands                 | 2.00           | 4.41         | 2.00             | 8.41   |
| Mauritania                       | 2.00           | 4.00         | 4.52             | 10.52  |
| Mauritius                        | 2.00           | 5.79         | 2.00             | 9.79   |
| Mexico                           | 9.83           | 58.70        | 3.38             | 71.90  |
| Micronesia (Federated States of) | 2.00           | 5.15         | 2.00             | 9.15   |
| Mongolia                         | 1.60           | 4.72         | 3.77             | 10.08  |
| Montenegro                       | 1.00           | 3.00         | 2.29             | 6.29   |
| Morocco                          | 1.60           | 4.88         | 4.98             | 11.46  |

| Country                          | Climate Change | Biodiversity | Land Degradation | Total |
|----------------------------------|----------------|--------------|------------------|-------|
| Mozambique                       | 2.05           | 16.79        | 6.53             | 25.37 |
| Myanmar                          | 3.96           | 13.34        | 2.00             | 19.30 |
| Namibia                          | 1.00           | 8.90         | 6.55             | 16.45 |
| Nauru                            | 2.00           | 4.00         | 2.00             | 8.00  |
| Nepal                            | 2.00           | 5.19         | 2.13             | 9.33  |
| Nicaragua                        | 1.10           | 6.92         | 1.75             | 9.77  |
| Niger                            | 2.00           | 4.00         | 6.39             | 12.39 |
| Nigeria                          | 8.30           | 8.36         | 4.76             | 21.41 |
| Niue                             | 2.00           | 4.00         | 2.00             | 8.00  |
| North Macedonia                  | 1.00           | 3.00         | 2.74             | 6.74  |
| Pakistan                         | 7.35           | 5.74         | 4.68             | 17.77 |
| Palau                            | 2.00           | 4.00         | 2.00             | 8.00  |
| Panama                           | 1.00           | 14.15        | 1.28             | 16.43 |
| Papua New Guinea                 | 2.00           | 25.04        | 2.00             | 29.04 |
| Paraguay                         | 1.82           | 3.27         | 3.06             | 8.16  |
| Peru                             | 4.17           | 43.28        | 2.81             | 50.26 |
| Philippines                      | 5.45           | 45.51        | 1.80             | 52.76 |
| Republic of Moldova              | 1.08           | 3.00         | 4.71             | 8.80  |
| Russian Federation               | 36.04          | 17.96        | 1.60             | 55.60 |
| Rwanda                           | 2.00           | 4.00         | 3.61             | 9.61  |
| Saint Kitts and Nevis            | 2.00           | 4.00         | 2.07             | 8.07  |
| Saint Lucia                      | 2.00           | 4.00         | 2.11             | 8.11  |
| Saint Vincent and the Grenadines | 2.00           | 4.00         | 2.39             | 8.39  |
| Samoa                            | 2.00           | 4.00         | 2.00             | 8.00  |
| São Tomé and Príncipe            | 2.00           | 4.78         | 3.63             | 10.41 |
| Senegal                          | 2.00           | 6.02         | 6.15             | 14.17 |
| Serbia                           | 1.37           | 3.00         | 1.57             | 5.94  |
| Seychelles                       | 2.00           | 6.82         | 2.00             | 10.82 |
| Sierra Leone                     | 2.00           | 4.00         | 2.46             | 8.46  |
| Solomon Islands                  | 2.00           | 9.33         | 2.00             | 13.33 |
| Somalia                          | 2.00           | 8.88         | 5.10             | 15.97 |



| Country                            | Climate Change | Biodiversity | Land Degradation | Total |
|------------------------------------|----------------|--------------|------------------|-------|
| South Africa                       | 7.36           | 35.69        | 6.05             | 49.10 |
| South Sudan                        | 2.00           | 4.00         | 2.41             | 8.41  |
| Sri Lanka                          | 2.04           | 13.91        | 3.05             | 19.00 |
| Sudan                              | 2.00           | 4.37         | 3.89             | 10.26 |
| Suriname                           | 2.00           | 4.00         | 2.00             | 8.00  |
| Syrian Arab Republic               | 1.00           | 3.00         | 2.13             | 6.13  |
| Tajikistan                         | 1.00           | 3.00         | 5.01             | 9.01  |
| Thailand                           | 5.75           | 11.64        | 1.71             | 19.10 |
| Timor-Leste                        | 2.00           | 4.00         | 3.59             | 9.59  |
| Togo                               | 2.00           | 4.00         | 5.54             | 11.54 |
| Tonga                              | 2.00           | 4.00         | 2.00             | 8.00  |
| Trinidad and Tobago                | 2.00           | 4.00         | 2.55             | 8.55  |
| Tunisia                            | 1.00           | 3.00         | 4.68             | 8.68  |
| Türkiye                            | 5.52           | 5.64         | 3.30             | 14.46 |
| Turkmenistan                       | 3.71           | 3.00         | 2.78             | 9.49  |
| Tuvalu                             | 2.00           | 4.00         | 2.00             | 8.00  |
| Uganda                             | 2.00           | 5.62         | 3.93             | 11.54 |
| Ukraine                            | 7.12           | 3.00         | 3.27             | 13.39 |
| United Republic of Tanzania        | 4.81           | 23.93        | 4.85             | 33.59 |
| Uruguay                            | 1.35           | 3.36         | 1.00             | 5.72  |
| Uzbekistan                         | 5.13           | 3.00         | 5.03             | 13.16 |
| Vanuatu                            | 2.00           | 5.30         | 2.00             | 9.30  |
| Venezuela (Bolivarian Republic of) | 5.68           | 18.69        | 2.10             | 26.46 |
| Viet Nam                           | 14.74          | 17.72        | 1.98             | 34.44 |
| Yemen                              | 2.00           | 7.61         | 4.05             | 13.66 |
| Zambia                             | 4.04           | 7.80         | 5.65             | 17.49 |
| Zimbabwe                           | 1.59           | 5.43         | 6.19             | 13.22 |

Table A1.2: GEF-8 Resource Allocation Table<sup>149</sup>

| FOCAL AREA  | GEF-8 \$5.330 Billion |              |
|---|-----------------------|--------------|
|   | US\$M                 | % of total   |
| <b>Total Biodiversity</b>                                   | <b>1919</b>           | <b>36.0%</b> |
| <b>BD STAR Country Allocations</b>                          | <b>1453</b>           | <b>27.3%</b> |
| BD-1: Integrated Landscape/Seascape Management              | 564                   | 10.6%        |
| BD-2: Cartagena Protocol/Nagoya Protocol                    | 82                    | 1.5%         |
| BD-3: Domestic Resource Mobilization                        | 165                   | 3.1%         |
| Integrated Programs   | 641                   | 12.0%        |
| <b>BD STAR Set Aside</b>                                    | <b>466</b>            | <b>8.7%</b>  |
| EAs   | 60                    | 1.1%         |
| Global and Regional Programs                                | 123                   | 2.3%         |
| IP Global Platforms   | 69                    | 1.3%         |
| IP Country Project Incentive                                | 214                   | 4.0%         |
| <b>Total Climate Change Mitigation</b>                      | <b>852</b>            | <b>16.0%</b> |
| <b>CCM STAR Country Allocations</b>                         | <b>524</b>            | <b>9.8%</b>  |
| Efficient use of energy and materials                       | 103                   | 1.9%         |
| Decarbonized power systems                                  | 94                    | 1.8%         |
| Zero-emission mobility                                      | 94                    | 1.8%         |
| Nature-based solutions                                      | 68                    | 1.3%         |
| Integrated Programs   | 164                   | 3.1%         |
| <b>CCM STAR Set Aside</b>                                   | <b>328</b>            | <b>6.2%</b>  |
| CBIT  | 75                    | 1.4%         |
| EAs   | 145                   | 2.7%         |
| Global and Regional Programs                                | 22                    | 0.4%         |
| IP Global Platforms   | 33                    | 0.6%         |
| IP Country Project Incentive                                | 53                    | 1.0%         |
| <b>Total Land Degradation</b>                               | <b>618</b>            | <b>11.6%</b> |
| <b>LD STAR Country Allocations</b>                          | <b>458</b>            | <b>8.6%</b>  |
| LD-1: Sustainable land management                           | 76                    | 1.4%         |
| LD-2: Restoration of production landscapes                  | 44                    | 0.8%         |
| LD-3: Address land degradation, desertification and drought | 76                    | 1.4%         |
| LD-4: Improve enabling framework for LDN                    | 62                    | 1.2%         |
| Integrated Programs   | 200                   | 3.7%         |
| <b>LD STAR Set Aside</b>                                    | <b>161</b>            | <b>3.0%</b>  |
| EAs   | 23                    | 0.4%         |
| Global/Regional Programs                                    | 27                    | 0.5%         |

<sup>149</sup> The GEF-8 Resource Allocation Table will be revised in case any additional pledges are made. In GEF-8, GEF investments directly and indirectly related to climate change are expected to amount to a minimum of 80 percent of all GEF funding commitments in GEF-8, GEF investments directly and indirectly related to CCA are expected to amount to a minimum of 45 percent of all GEF funding commitments in GEF-8, GEF investments directly and indirectly related to CCM are expected to amount to a minimum of 65 percent of all GEF funding commitments in GEF-8.

|                                      |             |               |
|--------------------------------------|-------------|---------------|
| IP Global Platforms                  | 44          | 0.8%          |
| IP Country Project Incentive         | 67          | 1.2%          |
| <b>Total Chemicals and Waste</b>     | <b>800</b>  | <b>15.0%</b>  |
| <b>Stockholm Convention</b>          | <b>413</b>  | <b>7.7%</b>   |
| EAs                                  | 28          | 0.5%          |
| Other Programming                    | 385         | 7.2%          |
| <b>Minamata Convention</b>           | <b>269</b>  | <b>5.0%</b>   |
| EAs                                  | 20          | 0.4%          |
| Other Programming                    | 249         | 4.7%          |
| <b>Montreal</b>                      | <b>13</b>   | <b>0.2%</b>   |
| <b>SAICM</b>                         | <b>65</b>   | <b>1.2%</b>   |
| Contribution to IP Global Platforms  | 14          | 0.3%          |
| Contribution to IP Country Projects  | 26          | 0.5%          |
| <b>Total International Waters</b>    | <b>565</b>  | <b>10.6%</b>  |
| <b>Blue Economy</b>                  | <b>186</b>  | <b>3.5%</b>   |
| <b>ABNJ</b>                          | <b>34</b>   | <b>0.6%</b>   |
| <b>Enhancing Freshwater Security</b> | <b>186</b>  | <b>3.5%</b>   |
| Contribution to IP Global Platforms  | 34          | 0.6%          |
| Contribution to IP Country Projects  | 124         | 2.3%          |
| <b>TOTAL FOCAL AREA RESOURCES</b>    | <b>4753</b> | <b>89.2%</b>  |
| <b>Non-Grant Instruments Window</b>  | <b>195</b>  | <b>3.7%</b>   |
| <b>Innovations Window</b>            | <b>12</b>   | <b>0.2%</b>   |
| <b>Small Grants Program</b>          | <b>155</b>  | <b>2.9%</b>   |
| <b>Country Engagement</b>            | <b>28</b>   | <b>0.5%</b>   |
| <b>TOTAL PROGRAMMING</b>             | <b>5143</b> | <b>96.5%</b>  |
| <b>Corporate Budgets</b>             | <b>187</b>  | <b>3.5%</b>   |
| <b>GEFSEC</b>                        | <b>127</b>  | <b>2.4%</b>   |
| <b>IEO</b>                           | <b>30</b>   | <b>0.6%</b>   |
| <b>Trustee</b>                       | <b>15</b>   | <b>0.3%</b>   |
| <b>STAP</b>                          | <b>14</b>   | <b>0.3%</b>   |
| <b>GRAND TOTAL</b>                   | <b>5330</b> | <b>100.0%</b> |

## ANNEX 2: LIST OF PROJECTS AND PROGRAMS UNDER THE GEF TRUST FUND APPROVED IN THE REPORTING PERIOD

## 1. List of Climate Change Mitigation Projects Approved in the Reporting Period

Table A2.1: Climate Change Mitigation Projects and Programs Approved in the Reporting Period

| GEF ID  | Country   | Agency     | Title  | Type <sup>a</sup> | GEF Amount (\$ million) <sup>b</sup> | Co-financing (\$ million) | Total (\$ million) |
|---|-----------|------------|--|-------------------|--------------------------------------|---------------------------|--------------------|
| <b>Stand-alone projects and programs</b>          |           |            |  |                   |                                      |                           |                    |
| 11065   | Chile     | World Bank | <i>Chile Green Hydrogen Facility Project</i>   | RE                | 15                                   | 450                       | 465                |
| 11068   | India     | World Bank | <i>Guarantee Mechanism for Renewable Biogas in India</i>   | RE                | 15                                   | 646.3                     | 661.3              |
| 11071   | Chile     | UNEP       | <i>Supporting the Shift to a Low-emission, Circular Construction in Chile</i>  | TT                | 3.3                                  | 20.2                      | 23.5               |
| 11072   | Brazil    | UNEP       | <i>Promoting Zero-emission Buildings in Brazil through Climate Technologies and Policies (EDinova)</i>   | TT                | 10.1                                 | 66.6                      | 76.7               |
| 11073   | Argentina | UNEP       | <i>Accelerating Low-emission and Resilient Community Energy in Argentina</i>   | TT                | 5.2                                  | 32                        | 37.2               |
| 11271   | China     | UNIDO      | <i>Green Hydrogen Energy Integrated Demonstration Application Project in China</i>   | RE                | 17.7                                 | 160.9                     | 178.6              |
| <b>Stand-alone projects and programs Subtotal</b> |           |            |  |                   | <b>66.3</b>                          | <b>1,376</b>              | <b>1,442.3</b>     |
| <b>Multi-focal area projects and programs</b>     |           |            |  |                   |                                      |                           |                    |
| 11046   | Armenia   | World Bank | <i>Armenia Integrated Resilient Landscape Improvement Project (AIR LIP)</i>  | AFOLU             | 6.0                                  | 43.9                      | 49.9               |
| 11066   | Regional  | IADB       | <i>Yield Lab Opportunity Fund I: Accelerating Technology and Local Innovation for Sustainable and Decarbonized Food Systems in Latin America and the Caribbean</i> | Mixed             | 6.5                                  | 44                        | 50.5               |
| 11074   | Global    | UNEP       | <i>Global Programme to Support Countries to Upscale Integrated Electric Mobility Systems</i>   | TU                | 24.8                                 | 129.3                     | 154.1              |
| 11085   | Global    | UNEP       | <i>Net-Zero Nature-Positive Accelerator IP</i>   | Mixed             | 110                                  | 695.1                     | 805.1              |
| 11102   | Regional  | IUCN       | <i>Indo-Malaya Critical Forest Biome IP</i>  | AFOLU             | 42.6                                 | 185.6                     | 228.2              |
| 11117   | Lebanon   | World Bank | <i>Community-based Wildfire Risk Management in Lebanon's Vulnerable Landscapes</i>   | AFOLU             | 3.7                                  | 126                       | 129.7              |
| 11118   | Global    | CI         | <i>Ecosystem Restoration IP</i>  | Mixed             | 205                                  | 1,627.5                   | 1,832.5            |
| 11142   | Regional  | CI         | <i>Guinean Forests IP</i>  | AFOLU             | 22.6                                 | 59.6                      | 82.2               |
| 11169   | Global    | UNEP       | <i>Eliminating Hazardous Chemicals from Supply Chains IP</i>   | Mixed             | 51.3                                 | 295.2                     | 346.5              |
| 11181   | Global    | UNEP       | <i>Circular Solutions to Plastic Pollution IP</i>  | Mixed             | 107.9                                | 595.8                     | 703.7              |
| 11198   | Regional  | World Bank | <i>Amazon Sustainable Landscapes Program Phase 3 IP</i>  | AFOLU             | 97.9                                 | 557.8                     | 655.7              |
| 11212   | Zambia    | FAO        | <i>Resilient Communities, Land Restoration and Sustainable Ecosystem Management</i>  | AFOLU             | 4                                    | 91.2                      | 104.4              |

| GEF ID   | Country  | Agency | Title   | Type <sup>a</sup> | GEF Amount (\$ million) <sup>b</sup> | Co-financing (\$ million) | Total (\$ million) |
|--|----------|--------|---|-------------------|--------------------------------------|---------------------------|--------------------|
| 11213  | Honduras | FAO    | <i>Generating Opportunities for Livelihoods and Biodiversity through Participatory Governance of Natural Resources and the Economic Diversification of the Communities of the Central Forest Corridor of Honduras</i> | AFOLU             | 6                                    | 39.9                      | 45.9               |
| 11241  | Regional | UNEP   | <i>Congo Critical Forest Biome IP</i>   | AFOLU             | 62.9                                 | 428.6                     | 491.5              |
| 11249  | Mexico   | FAO    | <i>Ecosystem Restoration and Sustainable Livelihoods in the Biocultural Corridor of the Central West of Mexico (COBIOCOM)</i>   | AFOLU             | 10                                   | 51.1                      | 61.1               |
| 11250  | Global   | UNDP   | <i>Blue and Green Island IP</i>   | Mixed             | 135.6                                | 733.8                     | 869.4              |
| 11273  | Regional | IUCN   | <i>Mesoamerica Critical Forest Biome IP</i>   | AFOLU             | 65.1                                 | 438.1                     | 503.2              |
| <b>Multi-focal area projects and programs Subtotal</b> |          |        |   |                   | <b>961.9</b>                         | <b>6,078.6</b>            | <b>7,040.5</b>     |

<sup>a</sup> AFOLU: agriculture, forestry and other land uses, EE: energy efficiency, Mixed: includes mixed objectives and CBIT projects, RE: renewable energy, SGP: Small Grants Program, TU: sustainable transport and urban systems, TT: demonstration, deployment and transfer of innovative LCTs

<sup>b</sup> Including PPGs and Agency fees.

## 2. List of Enabling Activities Approved in the Reporting Period

Table A2.2: Enabling Activities Approved in the Reporting Period

| GEF ID                              | Country                | Agency | Title   | GEF amount <sup>a</sup><br>(\$ million) | Co-financing<br>(\$ million) | Total (\$ million) |
|-------------------------------------|------------------------|--------|---|---|------------------------------|--------------------|
| 11057                               | El Salvador            | UNDP   | <i>Fourth National Communication, First and Second Biennial Transparency Report (4NC&amp;1BTR + 2BTR)</i>   | 1.4                                     | -                            | 1.4                |
| 11059                               | Bosnia and Herzegovina | UNDP   | <i>Development of the First Biennial Transparency Report of Bosnia and Herzegovina and the Fifth National Communication and Second Biennial Transparency Report</i> | 1.4                                     | -                            | 1.4                |
| 11069                               | Serbia                 | UNDP   | <i>Development of the First Biennial Transparency Report and the Combined Fourth National Communication and Second Biennial Transparency Report of Serbia</i>       | 1.4                                     | -                            | 1.4                |
| 11099                               | Global                 | UNEP   | <i>Technology Needs Assessment Phase V Project</i>  | 5.6                                     | -                            | 5.6                |
| 11302                               | Paraguay               | UNDP   | <i>First and Second Biennial Transparency Report and Fifth National Communication (1BTR + 5NC &amp; 2BTR)</i>   | 1.4                                     | -                            | 1.4                |
| <b>Enabling activities Subtotal</b> |                        |        |   | <b>11.0</b>                             | <b>-</b>                     | <b>11.0</b>        |

<sup>a</sup> GEF amount includes GEF project financing and Agency fees (there are no PPGs for EAs).

### 3. List of CBIT projects Approved in the Reporting Period

**Table A2.3: CBIT Projects Approved in the Reporting Period**

| GEF ID                              | Country | Agency | Title   | GEF amount <sup>a</sup><br>(\$ million) | Co-financing<br>(\$ million) | Total (\$ million) |
|-------------------------------------|---------|--------|---|---|------------------------------|--------------------|
| 10644                               | Chad    | UNDP   | <i>Strengthening the Capacity of Institutions in Chad to Comply with the Transparency Requirements of the Paris Agreement</i> | 1.2                                     | 0.2                          | 1.2                |
| <b>Enabling activities Subtotal</b> |         |        |   | <b>1.2</b>                              | <b>0.2</b>                   | <b>1.2</b>         |

<sup>a</sup> GEF amount includes GEF project financing and Agency fees (there are no PPGs for EAs).

#### 4. Summaries of Climate Change Mitigation Stand-alone Projects and Programs Approved in the Reporting Period

Chad: *Strengthening the Capacity of Institutions in Chad to Comply with the Transparency Requirements of the Paris Agreement* (GEFID: 10644, UNDP, GEFTF: \$1.2 million, Total cost: \$1.4 million) The project aims at supporting Chad to comply with the requirements of the ETF. Chad is a sub-Saharan landlocked country with more than half (63 percent) of its territory being arid. This country is increasingly threatened by the adverse effects of climate variability and change, especially in sensitive sectors such as agriculture, livestock and water resources. Chad has submitted its third NC in 2021 and the first BUR is under preparation, to be completed in 2024. Main barriers related to transparency include institutional gaps and barriers; legal, regulatory and procedural gaps and barriers; lack of up-to-date climate data (including emission factors in relevant national sectors), as well as lack of protocols / methodologies / mechanisms; and lack of capacities and technical expertise. This CBIT project will assist Chad to overcome the barriers that prevent the country from meeting its international commitments as set out in Articles 4 and 13 of the Paris Agreement. The project comprises one component - Strengthening Chad's capacity to collect and process climate change data into useful information for policymaking and reporting to the UNFCCC.

Chile: *Green Hydrogen Facility to Support a Green, Resilient and Inclusive Economic Development* (GEFID: 11065, World Bank, GEFTF: \$15.0 million, Total cost: \$465.0 million) The project will catalyze the early deployment of green hydrogen projects. The GEF non-grant resources will be used to establish a reserve account to provide risk sharing, leveraging an IBRD loan and attracting commercial lending. Partnering with a Chilean executing partner CORFO, this project will foster a financial environment for private sector 52 partners that would otherwise find the technology too risky. Two-thirds of co-financing is from the private sector. If successful, the project's financial structure should be replicable and scalable. Reflows from the GEF NCI are expected to be at least \$13.7 million plus additional fees from the reserve account management less any defaults. The project is expected to support at least ten green hydrogen sub-projects developed by private sponsors, leading to production of 16,000 tons of green hydrogen per year, and mitigating 2.3 million t CO<sub>2</sub> eq over an 18-year period. The project will benefit 8,500 people (15 percent female).

India: *Guarantee Mechanism for Renewable Biogas Initiative* (GEF ID: 11068, World Bank, GEFTF: \$15.0 million, Total cost: \$661.3 million) Modeled after prior GEF/World Bank risk-sharing facility on energy efficiency with the Small Industries Development Bank of India (SIDBI), this project proposes a similar risk-sharing facility with SIDBI for bioenergy projects. For this project, the first loss tranche of the risk-sharing facility (RSF) will be coming from the net income of the RSF, the GEF portion will be covering the second loss as contingent liability, then the third loss will be covered by the \$150 million IBRD Guarantee. The GEF funding will be made available at a concessional rate of 10 bps which will decrease the burden of participating financial institutions and in turn the biogas plant developers. Reflows are estimated to be \$2.3 million in fees and principal considering the risky nature of the investments. If default rates are less than estimated, additional principal will be reflowed. This intervention is complemented by a technical assistance program from World Bank Energy Sector Management Assistance Program (ESMAP) to create an enabling environment by supporting policy and regulatory measures at the national and state levels and building institutional capacities. Phase I will help mobilize \$550 million of private sector financing through the commercial lenders for the development of up to 100 compressed bioenergy projects to replace fossil-fuel natural gas. The project will mitigate 11.6 million t CO<sub>2</sub> eq, restore 1 million ha of land and improve practices on 4.5 million ha of land. The project will benefit 5,100 people (10 percent female).

Chile: *Supporting the Shift to a Low-emission, Circular Construction in Chile* (GEF ID: 11071, UNEP, GEFTF: \$3.3 million, Total cost: \$23.5 million) This project aims to support Chile's construction sector in transitioning towards a low-emission and circular approach, moving away from the traditional "take-make-waste" model. By harnessing the potential of construction and demolition waste as a valuable resource, the project seeks to significantly reduce the sector's energy consumption and GHG emissions. The project will focus on: (i) updating sectoral policies and regulations to accelerate the adoption of low-carbon and circular principles within the construction and demolition sector; (ii) demonstrating the economic, social, and environmental feasibility of implementing low-emission circular construction practices; (iii) establishing innovative mechanisms to scale up the adoption of low-carbon and circular economy approaches in the construction and demolition sector; and (iv) enhancing knowledge management and capacity building initiatives for the Chilean construction sector. Through these efforts, the project aims to mitigate GHG emissions of approximately 350,000 t CO<sub>2</sub> eq. By combining innovative technologies and targeted policy interventions, this project seeks to drive material efficiency and foster a sustainable construction sector in Chile.

Brazil: *Promoting Zero-emission Buildings in Brazil through Climate Technologies and Policies (EDinova)* (GEF ID: 11072, UNEP, GEFTF: \$10.1 million, Total cost: \$76.7 million) The project aims at promoting the decarbonization of the Brazilian building and construction sector through the adoption of innovative technologies and public policies. In Brazil, GHG emissions from the construction and buildings sector account for six percent of national GHG emissions



and are growing over time. While the Brazilian Government and other key national stakeholders have taken steps to transitioning to net-zero buildings, the country still faces key barriers, such as absence of integrated and coherent public policies, lack of evidence in the country of the economic, social and environmental viability of net-zero buildings, and insufficient financial incentives. The project will address these barriers by creating an enabling environment for the net-zero transition, demonstrating the economic, social and environmental viability of net-zero buildings and promoting innovative financing to accelerate this transition. The project is expected to achieve GHG emission mitigation of approximately 980,000 t CO<sub>2</sub> eq.

*Argentina: Accelerating Low-emission and Resilient Community Energy in Argentina* (GEF ID: 11073, UNEP, GEFTF: \$5.2 million, Total cost: \$37.2) The project aims to contribute to the decarbonization of Argentina's electricity sector through the implementation of an innovative approach combining public policies and technologies to accelerate the expansion of distributed low-emission community energy. The project will focus on (i) creating an enabling environment for low-emission electricity generation through community energy at a federal, provincial, and local government levels; (ii) demonstrating the economic, social, and environmental feasibility of low-emission community energy; (iii) developing and starting implementation of a national financing strategy, aligned with the National Climate Finance Strategy, for establishing, scaling up, incentivizing and supporting economic and financial operations of low-emission community energy; and (iv) knowledge management and capacity building for provincial and local stakeholders to demonstrate increased gender-sensitive knowledge of low-emission community energy. The project is expected to achieve GHG emission mitigation of 560,000 t CO<sub>2</sub> eq over the project's lifetime.

*China: Green Hydrogen Energy Integrated Demonstration Application Project in China* (GEF ID: 11271, UNIDO, GEFTF: \$17.8 million, Total cost: \$178.6 million) The objective of the project is to catalyze green hydrogen production and utilization in Ningdong, Dalian and Shenyang cities of China, with the goal to decarbonize and support the energy transition in China. Road transport accounts for around 77 percent of CO<sub>2</sub> emissions in the transport sector today in China, and emissions from heavy-duty vehicles and the related industrial sector are the least known areas in terms of carbon reductions. Therefore, promoting China's clean energy policy and zero-carbon emission technologies for heavy-duty vehicle and the related industrial sector is of great significance for China to achieve its net-zero carbon economy goal by 2060. The project has three components: (i) development of new policies, standards, regulations, and an information platform to promote green hydrogen integrated supply chain and demonstration of application; (ii) multi-field application of green hydrogen including green hydrogen production and utilization for heavy duty trucks and in the related industrial sector; (iii) capacity building; and (iv) knowledge dissemination and international cooperation and communication. In its lifetime, the project will mitigate 147 million tonnes of CO<sub>2</sub>. It will also directly benefit at least 50,000 females and males in terms of green job creation and local air pollution reduction.

## 5. Summaries of Climate Change Mitigation Multi-focal Area Projects and Programs Approved in the Reporting Period

*Armenia: Armenia Integrated Resilient Landscape Improvement Project (AIR LIP)* (GEFID: 11046, World Bank, GEFTF: \$6.0 million, Total cost: \$49.9 million). This project aims to strengthen community engagement and improve the management of forests, pastures, wetlands and protected areas in selected locations in Armenia. Landscape restoration in the context of Armenia is a sustainable way to improve biodiversity and increase resilience of ecosystems to external stresses, including climate change. The project follows an integrated landscape approach to restore forests, pastures and wetlands and will create a formal legal basis for community engagement in the management of these landscapes. The project focuses on three key issues: (i) reduction of forest fragmentation and increase in density of tree cover by managing pastures and grazing, restoring land in protected areas degraded due to mining and forest enrichment planting; (ii) improving management of neglected wetlands – mainly bogs and marshes of Ararat Plains which are important for biodiversity and, (iii) improving biodiversity management through establishment of a model Emerald Network site (Araks Wetland) to demonstrate community management. To enhance community engagement, the project will focus on supporting capacity of state forest agency officials on joint management efforts, and piloting eco-tourism and other livelihoods opportunities for communities. The project will bring 6,995 ha of protected areas und improved management; restore 18,000 ha of forests, woodlands, and wetlands; bring 17,051 ha of land under improved practices, and generate carbon benefits of 1.560 million t CO<sub>2</sub> eq. The project will directly benefit 127,400 women and men.

*Regional: LAC Yield Lab Opportunity Fund I: Accelerating Technology and Local Innovation for Sustainable and Decarbonized Food Systems in Latin America and the Caribbean* (GEF ID: 11066, IADB, GEFTF: \$6.6 million, Total cost: \$50.5 million) The project will finance and mentor a portfolio of up to 30 early stage "Ag Tech" companies that will receive equity and specialized support of between \$175,000 and \$2 million. The executing partner, Yield Lab Latam, is an investment fund supporting early-stage startups working on intensive crops in Central America, Mexico, and the Caribbean as well as livestock, agriculture and aquaculture in South America and the Andean Region. The GEF

investment will complement other venture capital funds such as SP Ventures (GEF-7 blended finance project with the IADB), which typically invest in later stages and target more developed start-ups, offering bigger ticket sizes. GEF funds will be invested as an equity partner, with an expected internal rate of return ranging from 13-22 percent. GEF reflows are estimated to be \$13.6 million in the best case, less any defaults. The proposal is aligned well with the *Food Systems IP* (especially improved production and waste management across the value chain). Target countries, also in the *Food Systems IP*, include Argentina, Chile, Costa Rica, and Peru. The project aims to improve practices of 13.6 million ha of land, mitigating 12.6 million t CO<sub>2</sub> eq over 20 years and reducing over 5,000 metric tons of globally concerning chemicals. The project will benefit 270,000 people (30 percent female).

Global: *Global Programme to Support Countries to Upscale Integrated Electric Mobility Systems* (GEF ID 11074, UNEP, ADB, World Bank and EBRD, GEFTF: \$24.8 million, Total cost: \$154.1 million) The program aims to: (i) widen the set of countries working on the subject, (ii) support investment into upscaled integrated e-mobility projects and (iii) establish a global framework to address key challenges related to used electric vehicles (EVs), end-of-life electric vehicles and batteries and circularity. The program will start with an initial set of eight new country projects (Azerbaijan, Democratic Republic of the Congo, Fiji, Senegal, Solomon Islands, Vanuatu, Zambia, and Zimbabwe) and a global coordination platform. The program is structured around five components, including (i) knowledge creation, capacity building, planning and institutionalization, (ii) readiness for upscaling of integrated e-mobility systems (iii) investment into integrated e-mobility systems and the handling of used electric vehicle trade, electric vehicle and battery end-of-life and circularity, (iv) integrated electric mobility systems advocacy, coordination and communications, and (v) monitoring and evaluation. Specific activities that will be supported in the participating countries will include a combination of the following: (i) development of national planning frameworks to support the development of national targets, roadmaps and strategies for countries to shift to electric mobility; (ii) institutionalization and coordination to support inter-ministerial collaboration and to identify national leadership on integrated e-mobility systems; (iii) development of policies frameworks, technical standards, fiscal reforms and other incentives to facilitate the uptake of electric vehicles; (iv) piloting of projects to support the creation of local on-the-ground expertise and public awareness for the introduction of EV fleets; (v) demonstration of large electric mobility programs to support the upscaling from pilots to wider roll out of EV programs (phase 2 programs); (vi) support the development of national policies, regulations and standards for import of used EVs, collecting and disposing of End-of-Life (EOL) EVs, EV batteries and hazardous materials; (vii) development of innovative financing mechanisms (such as emission certificate generation, aggregation and trade); and (viii) development and implementation of e-mobility public awareness campaigns. The program is expected to result in GHG emission reductions of approximately 15 million t CO<sub>2</sub> eq, including direct and indirect emission reductions. The program is also expected to lead to the mitigation of POP emissions (both from incomplete combustion of petroleum fuels in old and/or badly maintained vehicles, and from improved handling of end-of life vehicles and batteries), and to the mitigation of otherwise uncontrolled large flows of e-waste and plastic litter.

Global: *Net-zero Nature-Positive Accelerator Integrated Program (NZNPA IP)* (GEF ID 11085, UNEP (Lead), ADB, CAF, UNDP, UNIDO, GEFTF: \$110 million, Total cost: \$805.1 million). The NZNPA IP is designed to address two closely related global issues. The first one relates to the significant ambition gap that still exists between the pace of current global efforts to halt and reverse climate change and ecosystem loss and the level of action and investments required during this decade, according to the latest scientific consensus, to meet the objectives of the Paris Agreement and Kunming-Montreal Global Biodiversity Framework. The second issue relates to the fact that, despite being inextricably linked, global warming and biodiversity loss have been generally viewed as independent challenges. The NZNPA IP offers an innovative approach of combining the two global agendas to achieve impact at scale and greater coherence on both. The IP promotes a whole-of-society approach which links climate and nature in the context of the long-term economic planning and development and builds data-based consensus, promoting active engagement of a broad range of public and private stakeholders. The NZNPA is structured around a global coordination platform and national child projects from twelve countries (Chile, Costa Rica, Côte d'Ivoire, Indonesia, Mauritius, Mexico, Morocco, Nigeria, Thailand, Trinidad and Tobago, United Republic of Tanzania, and Viet Nam), with a diverse representation between regional zones, country sizes, emissions and ecosystem degradation profiles, and economic conditions. This diverse representation gives the program a unique opportunity to produce lessons across different regional and economic country groupings, while also generating significant and multiple GEBs.

Regional: *Indo-Malay Critical Forest Biome Integrated Program (Indo-Malay CFB IP)* (GEF ID 11102, IUCN (Lead), FAO, UNDP, GEFTF: \$42.6 million, Total cost: \$228.2 million). Indo-Malaya is one of Earth's eight biogeographic realms, extending across much of south and southeast Asia, with approximately 234 million ha of natural forest cover across the region, including 191 million ha defined as primary forests. Most of the region's more than 560 million people depend on the ecosystem services generated by these forests. Among them are at least 30 million Indigenous Peoples and Local Communities (IPLC) who reside in, depend on, and safeguard these forests and their carbon stocks. Most of the remaining primary forests across the region are located on Indigenous People's Land. The IP will be achieved

through five interlinked components utilizing the four levels of transformation to: (i) create enabling policy, improved tenure security and governance environment at multiple scales for primary forest conservation; (ii) increase area of primary forests in protected areas under effective and inclusive conservation management; (iii) increase area of primary forests outside protected areas and buffer landscapes under improved practices for enhanced IPLC resilience and primary forest benefits; (iv) secure sustainable financing for primary forest conservation; and (v) strengthen primary forest coordination, communication, access to knowledge, capacities and policy support across scales. Three countries - Lao People's Democratic Republic, Papua New Guinea, and Thailand - will be engaged with national child projects targeting eight intact forest landscapes. In addition, a dedicated regional coordination project will leverage the IUCN-led Asia Protected Area Partnership and the FAO hosted Asia-Pacific Forestry Commission to address harness biome-level opportunities for advancing transformative change.

Lebanon: *Community-based Wildfire Risk Management in Lebanon's Vulnerable Landscapes* (GEF ID: 11117, World Bank, GEFTF: \$3.8 million, Total cost: \$129.7 million) The project will reduce wildfire risks in selected fire hotspots in Lebanon by improving sustainable forest landscape management. The project is designed to increase the forest area under sustainable community-based management while enhancing the responsiveness of forest guards and early responders to wildfire risks and actual fire occurrences. At the same time, the project would improve the enabling environment for supporting wildfire risk management investments, by addressing solutions to regulatory constraints and by providing gender-sensitive technical assistance to relevant stakeholder groups with a view to improve women and youth empowerment. The project will contribute to the implementation of Lebanon's National Forest Plan (NFP) 2015-2025 and the updated National Forest Fire Management Strategy (2023), which are the main forestry policy instruments currently being used by the Ministry of Agriculture, Ministry of Environment and Disaster Risk Management Unit. The project will not only reduce wildfire risks but also enhance people's livelihoods and create job opportunities while delivering global environmental benefits such as 10,000 ha of forests under restoration; 12,638 ha under improved management with third-party certification for biodiversity benefits, and 5.8 million t CO<sub>2</sub> eq of GHG emissions mitigated, with 30,000 people (15,000 women and 15,000 men) directly benefitting from the investment.

Global: *Ecosystem restoration Integrated Program (ER IP)* (GEF ID 11118, CI (Lead), UNDP, World Bank, FAO, IUCN, UNEP, IFAD, GEFTF: \$205 million, Total cost: \$1,832.5 million). The IP has the objective to generate multiple durable global environmental and socio-economic benefits by applying integrated and innovative approaches to restore degraded ecosystems. It aligns with the UN Decade on Ecosystem Restoration (2021-2030) and supports global restoration commitments by mobilizing a coalition of multi-sectoral stakeholders, policy, finance, fostering capacity building, learning and global cooperation. The IP will engage a cohort of 20 countries (Angola, Brazil, Cambodia, Chad, Côte d'Ivoire, Democratic Republic of the Congo, Haiti, Madagascar, Mali, Mauritania, Mexico, Mozambique, Nepal, Peru, Rwanda, Sao Tome and Principe, Sierra Leone, South Africa, Uzbekistan, and Viet Nam) with national child projects across Asia, Central Asia, Africa, and Latin America, including 13 LDCs and two SIDS national child projects, which will work in critical landscapes on restoration challenges, generating results, and, most importantly, identifying, testing, and verifying the efficacy of best practices and lessons for wider replication. To coordinate the IP, a Global Coordination Child Project (GCP) will provide a strategic hub to advance the programmatic objectives and to support a coherent and innovative process, programmatic coordination, and inclusive governance. Through the GCP, a knowledge platform will be established to integrate the projects, partners, and policies with advocacy, strategic communication and knowledge management, with emphasis in peer-to-peer catalytic knowledge transfer and collaboration. Through the platform, the IP will leverage various ongoing initiatives by GEF and partner agencies that address deforestation, biodiversity, and integrated land and water management.

Regional: *Guinean Forests of West Africa Critical Forest Biome (Guinean Forests CFB IP)* (GEF ID 11142, CI (Lead), IUCN, GEFTF: \$22 million, Total cost: \$82.2 million). The Guinean Forests of West Africa biome covers approximately 620,000 square km and is a global biodiversity hotspot spanning from West Africa to Central Africa. The Guinean Forests support globally important levels of biodiversity (including high levels of species richness and endemism) and provide valuable ecosystem services to well over 200 million inhabitants of the region. Despite its unique biodiversity and global importance, the biome is one of the most threatened, with an estimated 10 million hectares of forest lost since the beginning of the 20<sup>th</sup> century. Only around 15 percent of the original forest cover is still intact, and mostly restricted to transboundary areas across the region. The IP objective is to invest in the protection and effective governance of the Guinean Forests to sustain flow of vital ecosystem services that underpin lives and livelihoods in the region while contribute multiple global environmental benefits. Three countries — Guinea, Liberia and Sierra Leone — will be engaged with national child projects, and in addition through a shared interest in working collectively to scale-up forest conservation in transboundary areas. A large part of the Upper Guinean Forests is concentrated in these three countries with several important transboundary forest landscapes including Gola-Lofa-Mano between Liberia and Sierra Leone, and the Ziama-Wonegizi-Wologozo complex between Guinea and Liberia. A dedicated regional coordination child project will reinforce key features of the country-child projects, including collaboration between multiple sectors to address trade-offs and promote synergies, comprehensive landscape-wide planning, inclusive

decision-making, and transboundary aspects. The regional platform will be established to promote replication and scaling up of good practices to maximize sustainability and scale of impacts. It will also promote learning and knowledge exchange among countries, enhance cost effectiveness through joint multi-country capacity building investments, cultivate a community of practice, and strengthen the foundation for policy alignment efforts among countries.

Global: *Eliminating Hazardous Chemicals from Supply Chains Integrated Program (EHCSC IP)* (GEF ID 11169, UNEP (Lead), FAO, UNDP, UNIDO, GEFTF: \$51.3 million, Total cost: \$346.5 million). The fashion and construction industries, which have long and complex supply chains, continue to fuel the triple planetary crisis in a world increasingly subject to the effects of climate change, pollution, and biodiversity loss. The EHCSC IP will re-orient action in each global value chain, enhance South-South, as well as regional cooperation and minimize burden shifting, prioritizing women, youth, and local indigenous knowledge to empower local communities, re-localize economies and identify traditionally used materials, products, and practices. Participating countries include Costa Rica, Ecuador, Peru, and Trinidad and Tobago from the LAC region, and Cambodia, India, Mongolia, and Pakistan from the Asia region. The eight countries will benefit from increased access to information, knowledge, and best practices from all actors, while stronger South-South and South-North cooperation will ensure global coordination in finance and innovation, as well as regulatory coherence. Additionally, the dedicated global platform project will ensure effective coordination, exchange of knowledge and a coherent framework across different project countries, while addressing diverse local knowledge and needs. This global aspect will also aim to create and promote collaboration between actors at different stages of the supply chains, from design to post-use collection. Indigenous and youth leadership will be actively promoted to empower local communities, relocalize economies, and identify traditionally used materials, products, and practices.

Global: *Circular Solutions to Plastic Pollution Integrated Program (CSPP IP)* (GEF ID 11181, UNEP (Lead), WWF-US, UNDP, UNEP, UNIDO, GEFTF: \$107.9 million, Total cost: \$703.7 million). Over the last several years, the plastic pollution crisis has experienced unprecedented momentum from public and political interest; yet, despite increased interest and investment, the problem continues to grow. The next five years offer a unique opportunity to align with and leverage the outcome of the global legally-binding instrument to end plastic pollution so that actions to address the plastic pollution crisis can be implemented at meaningful scale. The IP is responding to this urgency by tackling the root causes of plastic pollution: ever-growing unsustainable consumption and production of single-use and problematic plastic products and packaging with low circularity. The IP will demonstrate and scale up upstream and midstream solutions in the food and beverage sector, including the elimination of single-use plastic products/packaging and reduction of using crude oil as the primary feedstock; circular design of materials, products and business models; as well as ensuring materials and products are circulated in practice through reuse and refill systems. This vision will be achieved by focusing on five interlinked intervention areas: (i) enabling a regulatory and policy environment; (ii) mobilizing finance; (iii) adopting circular practices within the food and beverage private sector; (iv) activating behavior and social change; and (v) fostering project and program-level knowledge sharing, communication, and coordination. The IP is structured around a global platform project and child projects from 15 countries (Brazil, Burkina Faso, Cambodia, Cook Islands, Costa Rica, Dominican Republic, India, Jordan, Lao People's Democratic Republic, Morocco, Nigeria, Peru, Philippines, Senegal, South Africa) selected based on high political and private sector cross-sector commitment, interest in system change and innovation aligned with the IP theory of change, and high GEBs related to addressing plastic pollution.

Regional: *Amazon Sustainable Landscape Integrated Program (ASL3)* (GEF ID 11198, World Bank (Lead), UNDP, WWF-US, CI, FAO, GEFTF: \$97.9 million, Total cost: \$655.7 million). The Amazon basin contains the world's largest rainforests and river system comprising of 650 million ha of forests and 100 million ha of freshwater ecosystems. Conserving the Amazon biome is of critical importance and relevance at the global, regional, and local levels. Today, around half of the Amazon is under some form of protection. Conservation efforts exist in the Amazon and have obtained result, but they have not been sufficient to contain the current environmental threats, overcome the barriers, scale up good practices, and ensure the Amazon biome continues to deliver global environment benefits. The Program is fully coherent with the overarching ASL vision: it seeks to improve regional collaboration and national investments towards integrated landscape conservation and sustainable management in targeted areas, including primary forests, in the Amazon region. This is the third phase of a comprehensive approach Initiated in GEF-6 with three countries and will now involve seven countries (Bolivia (Plurinational State of), Brazil, Colombia, Ecuador, Peru, Suriname, and, for the first time, Venezuela (Bolivarian Republic of)). The ultimate outcome would be to maintain and restore the ecological resilience of the Amazon bio-geographical region. In addition to national level child projects, a dedicated regional project will aim to increase national and regional capacity and coordination amongst ASL stakeholders and partners for improved integrated landscape management and conservation in targeted areas in the Amazon. The coordination will also be external, reaching out to relevant partnerships, initiatives, and donors.

Zambia: *Climate-resilient Ecosystem Restoration and Sustainable Land Management in the Central and Southern Provinces of Zambia* (GEF ID: 11212, FAO, GEFTF: \$4.0 million, LDCF: \$9.2 million, Total cost: \$104.4 million) Refer to Annex 3 (Summaries of LDCF Projects and Programs Approved in FY23) for the full summary of this project.

Honduras: *Generating Opportunities for Livelihoods and Biodiversity through Participatory Governance of Natural Resources and the Economic diversification of the Communities of the Central Forest Corridor of Honduras* (GEF ID: 11213, FAO, GEFTF: \$6.0 million, Total cost: \$45.9 million) The project aims to address the degradation and fragmentation of Honduras' natural capital and improve the livelihoods of local communities in the productive landscapes of the Olancho Department, with a particular focus on areas that have been affected by unsustainable land use practices and natural disasters. The project will adopt a landscape approach to improve the integrated national and local governance of sustainable production and biodiversity conservation, promoting the adoption and scaling-up of NbS by smallholder farmers and the implementation of restoration activities in degraded areas through increased technical capacities, inter-agency coordination, and engagement of the private sector. The project will seek to demonstrate the benefits of mainstreaming biodiversity conservation in productive landscapes, providing tools, knowledge, and lessons at scale, replicable in other parts of the country. The project is expected to bring 1,000 ha of land and ecosystems under restoration (including rangeland, pasture and forest), 162,000 ha of landscapes under improved management to benefit biodiversity, and at least around 1 Mt CO<sub>2</sub> eq of GHG emission mitigated. 26,400 women and men will directly benefit from the project.

Regional: *Congo Critical Forest Biome Integrated Program (Congo CFB IP)* (GEF ID 11241, UNEP (Lead), IUCN, IFAD, CI, GEFTF: \$62.9 million, Total cost: \$491.5 million). The Congo Basin tropical rainforest biome is currently considered the largest potential carbon sink worldwide: it is a critical forest biome for sustaining the health of the planet and flow of vital ecosystem services that underpin human well-being. Since 2000, the loss of intact forests has accelerated in all Central African countries, with deforestation rates reaching highs over the past five years. If the current pace of deforestation and forest degradation continues, 27 percent of the undisturbed moist forest that existed in Central Africa in 2020 will have disappeared by 2050. The Congo Basin Program is focused on tackling forest loss and forest degradation affecting the tropical rainforests biome in Central African countries. The overall objective is to improve the conservation and effective governance of critical landscapes in the Congo Basin forest biome. The IP specifically targets critical landscapes where solutions are needed to stabilize forest cover (or avoid the loss of peatlands where applicable) and reduce threats to wildlife populations in the Congo Basin forest ecosystem. The IP has been designed to give continuity to transformative and innovative approaches to forest conservation initiated in GEF-7. Six countries will be engaged: Angola, Cameroon, Central Africa Republic, Democratic Republic of the Congo, Equatorial Guinea, and Sao Tome and Principe. The landscapes targeted by each country are dominated by important protected areas and include a good extent of relatively intact/undisturbed forests. Building on the GEF-7 Congo Basin Sustainable Landscapes IP, a dedicated regional coordination project will provide technical support to countries and play a strategic role for catalyzing investments in the conservation and effective governance of critical landscapes at the biome level.

Mexico: *Ecosystem Restoration and Sustainable Livelihoods in the Biocultural Corridor of the Central West of Mexico (COBIOCOM)* (GEF ID: 11249, FAO, GEFTF: \$10.0 million, Total cost: \$61.1 million) The project objective is to rebuild ecological integrity and promote green recovery through integrated landscape management, improved multi-level governance and innovative financing in the COBIOCOM. The project is expected to reverse ecosystem loss, habitat fragmentation and degradation improving the provision of ecosystem services in both natural and productive landscapes. Measures for land restoration and management will contribute to biodiversity conservation and sustainable use, food and water security, improved livelihoods, jobs, and avoided conflicts and migration. The project will promote a large multi-stakeholder cooperation of local communities, federal and subnational governments, private sector companies willing to participate in sustainable value chains, local and regional NGOs, and research institutions, in order to guarantee their respective needs, challenges, knowledge, and opinion are considered as needed. Expected GEBs include: 30,000 ha of terrestrial protected areas newly created, 40,000 ha of degraded agricultural lands under restoration (pasturelands and croplands); 110,000 ha of under restoration (forests, natural grass and woodlands); 120,000 ha of landscapes under sustainable land management in production systems; and 34.7 Mt CO<sub>2</sub> eq of GHG emissions mitigated in the AFOLU sector. 150,000 women and men will benefit directly from the project.

Global: *Blue and Green Islands Integrated Program (BGI IP)* (GEF ID 11250, UNDP (Lead), FAO, UNEP, IUCN, World Bank, WWF-US, GEFTF: \$135.6 million, Total cost: \$869.4 million). Through the IP, SIDS will have the opportunity to collectively build on existing interventions to demonstrate the transformational potential of incorporating the value of nature into decision-making and using innovative NbS to achieve environment and development commitments and address challenges, such as food security, water insecurity, climate change adaptation and reduction and where possible elimination of hazardous chemical pollution. The objective is to facilitate nature-positive development and

reduce ecosystem degradation in SIDS by valuing nature and applying NbS with specific application to the food, tourism, and urban sectors. The program includes a cohort of 15 countries from all three SIDS sub-regions, which have been selected based on their demonstration of strong alignment with the program vision and their potential to generate GEBs through investments in promoting transformational change. The Caribbean sub-region countries are Belize, Cuba, Trinidad and Tobago, Saint Lucia; the Atlantic, Indian Ocean and South China Sea (AIS) sub-region countries are Cabo Verde, Comoros, Maldives, Mauritius, Seychelles; the Pacific sub-region countries are, Micronesia (Federated States of), Palau, Papua New Guinea, Samoa, Timor-Leste, and Vanuatu.

Regional: *Mesoamerica Critical Forest Biome Integrated Program (Mesoamerica CBF IP)* (GEF ID 11273, IUCN (Lead), FAO, GEFTF: \$65.1 million, Total cost: \$503.2 million). Mesoamerica is a diverse cultural region and an economic integration area that includes the south-eastern States of Mexico and the seven Central American countries. The region is a biodiversity hotspot with an estimated 5,000 endemic plant species and about 8 percent of the world's biodiversity. Primary forests in the region are located mainly in five distinctive transboundary areas considered as the five last Great Forests: Selva Maia, Mostikia, Indio Maiz, La Amistad y El Darien. These forests contain key biodiversity areas and more than 50 percent of the region's carbon stock. Despite their vital importance for the region, they are in peril: 1,358,000 ha were lost from 2000-2020 representing a staggering 23 percent total reduction in area, with extremely high rates of primary forest loss in Nicaragua (54 percent), Honduras (48 percent) and Guatemala (32 percent). The IP seeks to slow and reverse loss and degradation of critical remaining primary forests in the region. Six countries will be engaged with national child projects: El Salvador, Guatemala, Honduras, Mexico, Nicaragua, and Panama, which ensures a significant coverage of the five great forests. The program will help in designing a coherent set of interlinked interventions employing all four levers of transformation identified in the GEF-8 strategy, and further guided by regional experiences to date on effective and catalytic conservation approaches. It will also be able to efficiently articulate with existing important regional initiatives such as those supported by the Central American Commission for Environment and Development (CCAD). The national child projects will contribute to achieve biome-level outcomes and will be supported by a dedicated regional coordination child project that will have a specific role to improve collaboration and synergies among the various conservation and development initiatives.

## 6. Summaries of Enabling Activities Approved in the Reporting Period

El Salvador: *Fourth National Communication, First and Second Biennial Transparency Report (4NC&1BTR + 2BTR)* (GEF ID: 11057, UNDP, GEFTF: \$1.4 million, Total cost: \$1.4 million) This EA will support El Salvador to prepare and submit its first BTR and a combined fourth NC (NC4 + BTR1), and a second BTR (BTR2) for the fulfillment of the obligations under the UNFCCC and the Paris Agreement. This project will build on findings and recommendations from previous NC and BUR work. It will work to improve capacities of the relevant Government institutions on enhanced transparency. Key results expected from this EA include: (i) National Greenhouse Gas Inventory (NGHGI) and tracking progress of NDC and mitigation measures; (ii) climate change impacts and adaptation, support needed and received and other relevant information, compilation and submission of the reports; and (iii) monitoring and evaluation.

Bosnia and Herzegovina: *Development of the First Biennial Transparency Report of Bosnia and Herzegovina and the Fifth National Communication and Second Biennial Transparency Report as Combined Report under the UNFCCC (BTR1 – NC5/BTR2)* (GEF ID: 11059, UNDP, GEFTF: \$1.4 million, Total cost: \$1.4 million) This EA will support Bosnia and Herzegovina to prepare and submission of its first BTR and a combined fifth NC (NC5 + BTR1), and a second BTR (BTR2) for the fulfillment of the obligations under the UNFCCC and the Paris Agreement. This project will build on findings and recommendations from previous NC and BUR work. The Adaptation Communication will also be submitted as a component of the BTR1 and NC5/BTR2. It will work to improve capacities of the relevant Government institutions on enhanced transparency. Key results expected from this EA include: (i) development of BTR1; (ii) development of NC5/BTR2; and (iii) monitoring and evaluation.

Serbia: *Development of the First Biennial Transparency Report and the Combined Fourth National Communication and Second Biennial Transparency Report of Serbia* (GEF ID: 11069, UNDP, GEFTF: \$1.4 million, Total cost: \$1.4 million) This EA will support Serbia to prepare and submit its first BTR (BTR1) and a combined fourth NC and second BTR (NC4/BTR2) for the fulfillment of the obligations under the UNFCCC and the Paris Agreement. The Adaptation Communication will also be submitted as a component of the NC4/BTR2. It will work to improve capacities of the relevant Government institutions on enhanced transparency. Key results expected from this EA include: (i) development of Serbia's BTR1; (ii) development of Serbia's NC4/BTR2; and (iii) monitoring and evaluation.

Global (Azerbaijan, Bahrain, Cook Islands, Côte d'Ivoire, Eritrea, Ghana, Mali, Micronesia (Federated States of), Mongolia, Morocco, Peru, Philippines, Senegal, Sierra Leone, Thailand, Tunisia, Venezuela (Bolivarian Republic of), ): *Technology Needs Assessment Phase V Project* (GEF ID:11099, UNEP, GEFTF: \$5.6 million, Total cost: \$5.6 million) This EA aims at providing targeted financial and technical support to prepare new or updated/improved TNAs, including TAPs, for prioritized technologies that reduce GHG emissions, support CCA, and are consistent with NDCs and national

sustainable development objectives. The TNA process in each country will: (i) enhance the understanding of the potential of relevant technologies in each national context, the inhibiting factors and their market and implementation characteristics, and how they can fit into the national policy and development context; (ii) facilitate technology action planning; and (iii) pave the way for increased technology deployment. The *TNA Phase V* builds on previous phases and will provide greater linkage to recent additions to the climate change architecture, especially NDCs, Net Zero and Long-Term Strategies.

Paraguay: *First and Second Biennial Transparency Report and Fifth National Communication (1BTR + 5NC & 2BTR)* (GEF OD: 11302, UNDP , GEF TF: \$1.4 million, Total cost: \$1.4 million) This EA will support Paraguay to prepare and submit of first BTR (BTR1) and a combined fifth NC and second BTR (NC5/BTR2) for the fulfillment of the obligations under the UNFCCC and the Paris Agreement, in line with the Modalities, Procedures and Guidelines (MPGs) for the transparency framework for action and support referred to in Article 13 of the Paris Agreement (Decision 18/CMA.1) and the guidance on operationalizing the MPGs as per Decision 5/CMA.3. The project will strengthen technical and institutional capacity to assist Paraguay to mainstream climate change concerns into sectoral and national development priorities.

**ANNEX 3: LIST OF PROJECTS AND PROGRAMS UNDER THE LDCF AND SCCF APPROVED IN THE REPORTING PERIOD**

This Annex provides lists and summaries of projects and programs on CCA approved under the LDCF and SCCF in the reporting period.



1. List of LDCF Projects and Programs Approved in the Reporting Period

Table A3.1: LDCF Projects and Programs with PIFs Approved in the Reporting Period

| GEF ID                                     | Country  | Agency | Title  | LDCF Amount* (\$ million) | Co-financing (\$ million) | Total (\$ million) |
|--|----------|--------|--|---------------------------|---------------------------|--------------------|
| 11051                                      | Cambodia | IFAD   | <i>Climate Resilience Enhancement for Building Adaptive Capacity in Agri-value Chains in Cambodia (CREA)</i>   | 5.5                       | 11.6                      | 17.0               |
| 11055                                      | Global   | UNIDO  | <i>Vulnerable Twenty Group Funding Program to Leverage Adaptation by Averting and Minimizing Impacts of Climate Change<sup>†</sup></i>                                       | 5.0                       | 3.3                       | 8.3                |
| 11109                                      | Bhutan   | UNDP   | <i>Enhancing the Climate Resilience of Urban Landscapes and Communities in Thimphu-Paro Region of Bhutan (ECRUL)</i>   | 20.0                      | 51.4                      | 71.4               |
| 11111                                      | Comoros  | UNEP   | <i>Strengthening Climate Resilience on the Comoros Coastal Zone through Ecosystem-based Adaptation</i>   | 10.0                      | 22.9                      | 32.8               |
| 11212                                      | Zambia   | FAO    | <i>Climate-resilient Ecosystem Restoration and Sustainable Land Management in the Central and Southern Provinces of Zambia<sup>†</sup></i>                                   | 9.2                       | 91.2                      | 104.4              |
| 11284                                      | Djibouti | UNDP   | <i>Sustainable Management of Water and Rangeland Resources for Enhanced Climate Resilience of Rural Communities in Djibouti<sup>†</sup></i>                                  | 20.0                      | 66.3                      | 86.3               |
| 11303                                      | Global   | UNIDO  | <i>Amplifying the Impact of the "Challenge Programme for Adaptation Innovation" of the Global Environment Facility through Learning and Knowledge Management<sup>†</sup></i> | 2.0                       | 2.5                       | 4.5                |
| <b>LDCF projects and programs Subtotal</b> |          |        |  | <b>71.7</b>               | <b>249.2</b>              | <b>320.8</b>       |

\*: Includes GEF project financing, PPGs and Agency fees.

†: This is an MTF project/program. Only the LDCF component is included.

## 2. List of SCCF Projects and Programs Approved in the Reporting Period

Table A3.2: SCCF Projects and Programs with PIFs Approved in the Reporting Period

| GEF ID                                     | Country    | Agency | Title  | SCCF                    |                              |                       |
|--|------------|--------|--|-------------------------|------------------------------|-----------------------|
|  |            |        |  | Amount*<br>(\$ million) | Co-financing<br>(\$ million) | Total<br>(\$ million) |
| 11055                                      | Global     | UNIDO  | <i>Vulnerable Twenty Group Funding Program to Leverage Adaptation by Averting and Minimizing Impacts of Climate Change<sup>†</sup></i>                                       | 0.5                     | 0.2                          | 0.7                   |
| 11100                                      | Cabo Verde | FAO    | <i>Climate Change Adaptation of Cabo Verde's Agri-food Systems for Improved Food Security and Livelihoods</i>  | 3.0                     | 15.0                         | 18.0                  |
| 11303                                      | Global     | UNIDO  | <i>Amplifying the Impact of the "Challenge Programme for Adaptation Innovation" of the Global Environment Facility through Learning and Knowledge Management<sup>†</sup></i> | 0.5                     | 0.1                          | 0.6                   |
| <b>SCCF projects and programs Subtotal</b> |            |        |  | <b>4.0</b>              | <b>15.2</b>                  | <b>19.3</b>           |

\*: Includes GEF project financing, PPG and Agency fees.

†: This is an MTF project/program. Only the SCCF component is included.

### 3. Summaries of LDCF Projects and Programs Approved in the Reporting Period <sup>150</sup>

Cambodia: *Climate Resilience Enhancement for Building Adaptive Capacity in Agri-value Chains in Cambodia (CREA)* (GEF ID 11051); GEF Agency: IFAD; GEF project financing: \$4,860,000; Co-financing: \$11,560,000. The objective of the project is to scale up climate-resilient technologies and innovative finance solutions to support agriculture, farmers' livelihoods, and food security in rural Cambodia. CREA builds on the achievements and learnings of the project *Building Adaptive Capacity through the Scaling-Up of Renewable Energy Technologies in Rural Cambodia (S-RET)*, financed by the SCCF, and aims to advance the momentum that has increased the market space for climate-resilient technologies in the priority agricultural sub-sectors most vulnerable to climate change impacts. The project plans to systematically engage smallholder farmers, agricultural organizations, climate-resilient technologies suppliers, extension services and partner financial institutions through a suite of integrated interventions, including complementary innovative financial solutions with targeted technical assistance and policy support for key stakeholders. The project is innovative and transformative as it supports the identification of new collective business models and innovative financial solutions to support the rollout of technologies for enhancing climate resilience in agriculture sector. The project is expected to benefit 40,000 people (50 percent female), place 20,000 hectares of agriculture land under climate resilient management, adopt ten new CCA technologies, engage 20 agri-MSMEs and support ten entrepreneurs in CCA and resilience action. In addition, the project is expected to support mainstreaming of climate resilience into the action plan for the Renewable Energy in Agriculture policy development and establish three institutional partnerships to integrate course modules on climate resilient technologies into academic trainings. The project is also expected to contribute directly to the country's economic recovery of communities affected by COVID-19.

Bhutan: *Enhancing the Climate Resilience of Urban Landscapes and Communities in Thimphu-Paro Region of Bhutan (ECRUL)* (GEF ID 11109); GEF Agency: UNDP; GEF project financing: \$18,048,624; Co-financing: \$51,300,000. The objective of the project is to strengthen management of climate risks and reduce the vulnerability of urban landscapes and communities in Thimphu-Paro. The two major urban centers in Bhutan - Thimphu and Paro, where 25 percent of country's population resides, are facing significant climate risks due to a combination of concentrated urbanization, limited risk informed planning capacity, fragile livelihoods of vulnerable population, and exposure of public and private assets and infrastructure to climate hazards. The impact is experienced through increasingly intensified water stress, flash floods, landslides, forest fires, affecting livelihood and business continuity in the areas. The project plans to develop institutional coordination mechanism to facilitate policy coherence for climate- resilient urban planning and development in line with the Royal Commission for Urban Development (RCUD). It also solicits active participation of all section of the society, with special focus on women, elderly, and other vulnerable groups, thus ensuring whole-of-society engagement. The project will support direct investments in improving storm water management and enhancing climate resilience of water supply system including nature-based solution for catchment management. In addition, project will strengthen capacity of the urban planners to promote risk informed urban planning; engage education and training institutions to help prepare workforce to execute climate resilient intervention; and promote private sector engagement. The interventions have strong synergy with ongoing investment of the World Bank and ADB in disaster management, water, and housing sector. The project is expected to benefit 71,087 people (46 percent female), place 400 hectares of urban areas under climate resilient management and train 200 people (50 percent female).

Comoros: *Strengthening Climate Resilience on the Comoros Coastal Zone Through Ecosystem-based Adaptation* (GEF ID 11111); GEF Agency: UNEP, GEF project financing: \$8,925,000 (LDCF); Co-financing: \$22,851,691. The Comoros is an African LDC SIDS whose coastal communities face high vulnerability to climate hazards and change. Both economic activities and coastal protection against climate hazards are highly dependent on healthy coastal ecosystems, which provide valuable protective, regulatory, and productive services. However, restoring and maintaining ecosystem health requires the reduction or removal of pressures that exacerbate ecosystem fragility and undermine their ability to recover from climate shocks. The project aims to help lower the barriers to CCA through a mix of gender-sensitive EbA actions in coastal zones; transferring the management of coastal resources to local communities and building capacity for enforcement and well as ownership; supporting a participatory approach to ecosystem restoration which contributes to behavioral change towards sustained protection of ecosystems and adaptation benefits, secure livelihoods and protection of lives; capacitating a network of business coaches and incubators, and raising awareness within the micro-finance sector of the needs of local fisher communities; and awareness raising with stakeholders to foster behavioral change towards adoption of good practices for increased resilience of local communities, including vulnerable groups, to climate hazards. The project will further gender equality, coordinate with GCF activities in the

<sup>150</sup> MTF projects supported by both the LDCF and the SCCF approved in the reporting period are summarized in Section 5 of this Annex.

country, build the capacity of the private sector in CCA, and generate a large number of resilience benefits through restoration activities and its focus on the local co-management of coastal and marine resources. The project expects to directly benefit 86,847 people (50 percent female), restore 1,500 ha of terrestrial area and 2,500 ha of marine/coastal land, integrate CCA in eleven policies or plans, train 2,450 people (49 percent women) about CCA, and engage 50 private enterprises in CCA and resilience.

*Zambia: Climate-resilient Ecosystem Restoration and Sustainable Land Management in the Central and Southern Provinces of Zambia* (GEF ID 11212); GEF Agency: FAO; GEF project financing: \$8,265,283 (LDCF) and \$4,000,000 (GEFTF); Co-financing: \$91,200,000. This MTF project aims to enhance CCA in local communities, reduce land degradation and enhance biodiversity conservation through an integrated climate-resilient landscape management approach in the Central and Southern Provinces of Zambia. These regions are highly vulnerable to climate change-induced frequent droughts and are also important biodiversity regions which are affected by degrading practices in the recent years affecting the achievement of land degradation neutrality (LDN) targets of the country and threatening global biodiversity hotspots. The project aims to achieve its objective through four components: (i) creating enabling environment for CCA approaches that reduce ecosystem degradation and strengthened biodiversity; (ii) climate-resilient restoration of degraded landscapes; (iii) climate-resilient natural resource-based livelihoods; and (iv) monitoring, evaluation, learning and knowledge for CCA and improved natural resource management. The project will ensure that agriculture and other natural resource-based livelihoods remain environmentally viable and climate resilient for the Zambian farmer, while at the same time contributing to reduced ecosystem degradation and enhanced biodiversity. The project proposes innovative activities, including social cash transfers to incentivize natural resources management, alternative clean energy solutions to reduce pressure on wood fuel and supporting youth and local entrepreneurs involved in climate-resilient natural resource-based livelihoods and value chains. The project will support adaptation of 180,000 people with 50 percent being women, bring 200,000 ha of land under improved practices and resilient management, support 90,000 ha of forest and forest land under restoration, and mitigation of 8.8 million tons of GHGs.

*Djibouti: Sustainable Management of Water and Rangeland Resources for Enhanced Climate Resilience of Rural Communities in Djibouti* (GEF ID 11284); GEF Agency: UNDP; GEF project financing: \$18,048,624 (LDCF); Co-financing: \$66,300,000. The project objective is to promote food, water, and livelihood security in the context of increasing intensity and occurrence of floods and droughts in Djibouti's Ali Sabieh, Dikhil, Tajdoura and Obock regions. The project aims to enhance the climate resilience of agropastoral rural communities in Djibouti to achieve food, water, and livelihood security by improving water access through water resource management, infrastructure development, improved institutional capacity and climate risk preparedness. To achieve sustainable livelihoods for the rural communities, the project plans to improve national and regional capacity for incorporating EbA and integrate landscape management into national policies and plans. The project intends to address communities' need for improved water resources and land management by creating an enabling environment for gender-responsive early warning systems and EbA at the community level to strengthen the capacity of the communities to respond to extreme climate events. Additionally, the project also plans to create synergy with other initiatives relevant to water access and climate resilience in Djibouti. The project is expected to benefit 200,000 people (50 percent female), place 154,000 ha of land under climate resilient management, adopt ten new CCA-related policies/plans and frameworks, train 100,000 people (50 percent female) and engage five private sector enterprises in CCA and resilience actions. The project is also expected to contribute directly to the implementation of Djibouti's national CCA priorities as identified in its INDC and the NAPA documents.

#### 4. Summaries of SCCF Projects and Programs Approved in FY23<sup>151</sup>

*Cabo Verde: Climate Change Adaptation of Cabo Verde's Agri-food Systems for Improved Food Security and Livelihoods* (GEF ID 11100); GEF Agency: FAO; GEF project financing: \$3,000,000; Co-financing: \$15,000,000. The objective of the project is to enhance Cabo Verde's adaptive capacity through agro-ecological adaptation solutions, enhanced governance and capital, and a whole-of-society approach, delivering food security and sustainable livelihoods. The project targets the Santiago island, which has the largest land area used for agriculture (52.5 percent) in Cabo Verde and offers points of entry to introduce agroecology and support more productive food systems. The project's components embrace transformation levers of capacity for change, governance and policy, multi-stakeholder dialogue, innovation and learning, and financial leverage. Component 1 promotes an enabling environment for integrated and transformational adaptation, and access to climate financing; Component 2 demonstrates NbS and innovations in selected watersheds through agroecology and sustainable livelihoods including developing new value chains targeting women and youth; Component 3 supports the co-creation of knowledge and the sharing of learning

<sup>151</sup> MTF projects supported by both the LDCF and SCCF approved in the reporting period are summarized in Section 5 of this Annex.

through public-private, public-academic partnerships, with a focus to capacitate youth. The project also complements the Adaptation Fund project (increasing the resilience of local communities to climate change through improved watershed management and land restoration) and provides the added value of piloting new value chains, access to skills and credentials by youth, partnerships among government, and private sector and academia. The project is expected to benefit 22,684 people (52 percent female), place 8,628 ha of agriculture land and 150 ha of coastal and marine area under climate-resilient management, strengthen 33 policies/plans for CCA, train and raise the awareness of 1,200 people (50.75 percent female) on climate change and engage 15 private sector enterprises in CCA and resilience action.

## 5. Summaries of Multi-trust Fund (LDCF and SCCF) Projects and Programs Approved in the Reporting Period

Global: *Vulnerable Twenty Group Funding Program to Leverage Adaptation by Averting and Minimizing Impacts of Climate Change* (GEF ID 11055); GEF Agency: UNIDO; GEF project financing: \$4,416,210 (LDCF) and \$456,621 (SCCF); Co-financing: \$3,500,000. The objective of the project is to boost CCA by building resilience at the community level to avert and minimize impacts from climate change amongst member nations of the V20 Group. With a focus on LDCs and some highly vulnerable non-LDCs, the project aims to support deployment of innovative CCA solutions and build capacity at local level to access CCA finance. The MTF project will provide catalytic finance to CSOs and MSMEs to implement high-impact and innovative locally led CCA solutions across agriculture, water, climate information services and disaster risk reduction. It will support designing a V20 Funding Program (VFP), select projects of CSOs/MSMEs for funding through VFP, enhance access to knowledge, and promote South-South exchange on CCA solutions. It aims to identify and support up to 50 community-based projects, improve resilience of 54,000 vulnerable people (with 50 percent women) and strengthen capacity of nearly 3,000 people on CCA planning and implementation. By supporting CCA interventions by MSMEs and CSOs, which operate at very local levels, the project will promote social inclusion of the marginalized, thereby engaging the whole-of-society in these projects. The project will build on the collaboration between UNIDO and V20 in developing Climate Prosperity Plans (CPPs) and complement other instruments in climate and disaster risk financing like the G20-V20 InsuResilience Global Partnership and the G7-V20 Global Shield against Climate Risks. The project will also complement efforts by the group to mobilize financing for loss and damage, while support from the LDCF and SCCF will be provided only for CCA aspects within the mandate of the LDCF/SCCF to support climate adaptation. The project is aligned with the CCA priorities of scaling up finance, whole-of-society approach, and strengthening innovation and private sector engagement priorities of the GEF-8 CCA Programming Strategy. It will also contribute to climate-resilient and green recovery from the COVID-19 pandemic in the targeted LDCs, SIDS and other vulnerable countries by creating new economic opportunities at local level for communities and small businesses.

Global: *Amplifying the Impact of the "Challenge Programme for Adaptation Innovation" of the Global Environment Facility through Learning and Knowledge Management* (GEF ID 11303); GEF Agency: UNIDO; GEF project financing: \$2,208,105 (LDCF: \$1,776,484, SCCF: \$431,621); Co-financing: \$3,300,000 (LDCF: \$2,535,000, SCCF: \$765,000). This project will strengthen innovation and the role of the private sector in accelerating CCA innovation through learning and knowledge management. The project will capture and share learning from projects supported through the *Challenge Programme for Adaptation Innovation*, to strengthen design and implementation of other LDCF and SCCF projects, including but not limited to the *Challenge Programme for Adaptation Innovation*, as well as help advance the practices of engaged stakeholders more broadly. Supported by a central website and learning strategy, three communities of practice will be managed by key partners throughout the life of the project to overcome timely challenges and opportunities for innovation and private sector engagement in climate adaptation. These will focus on design, capitalization and management of investment funds; MSME incubation and acceleration; and impacts and measures metrics with private sector perspectives. \$2.0 million in GEF financing will generate 2.7 million in co-financing, train 1,554 people (50 percent of whom are female), and engage 50 private sector enterprises.

## ANNEX 4: CLIMATE TECHNOLOGY ACTIVITIES

1. **This section summarizes the status of implementation of ongoing GEF-supported global and regional climate technology projects**, as referred to in Part III and supported within the framework of the PSP. It presents the progress made by the GEF Agencies in the delivery of these projects and summarizes experience gained and lessons learned so far. The information in this section is based on the data provided by GEF Agencies in response to a survey that was carried out by the GEF in April 2023. For information on the completed global and regional climate technology projects, refer to the GEF reports to COP 26 and COP 27.<sup>152</sup>

### Pilot African Climate Technology Finance Center and Network<sup>153</sup>

2. The African Climate Technology Finance Center and Network (ACTFCN) project is a pilot project that originates from the decision of COP 16 to establish a Technology Mechanism comprising a TEC and a CTCN to support CCA and CCM activities in developing countries. The overall objective of the ACTFCN is to support sub-Saharan Africa countries in scaling-up the deployment of low-carbon and climate-resilient technologies in order to achieve reductions in GHG emissions and to decrease the vulnerability of countries and their populations to climate change impacts. AfDB's proposal to establish the ACTFCN was approved in 2012 by the GEF Council. The project was endorsed by the GEF CEO in April 2014, approved by AfDB's Board of Directors in June 2014 and started its operations in July 2014.

3. The project components include: (i) enhancing networking and knowledge dissemination with respect to climate technology transfer and finance; (ii) enabling the scaling-up of technology transfer through policy, institutional and organizational reforms of the enabling environments at the national and regional levels, through technical assistance; (iii) integrating climate change into investment programs and projects; and (iv) project management.

4. The project completion has been extended from its original date of June 2017 to December 2023. As at March 2023, all resources have been allocated and about 71 percent have been disbursed.

### *Status Update*

5. GHG emissions from sub-Saharan Africa remain relatively small, compared to other sub-regions of the world, while the effects of climate change are disproportionately large. To minimize the risks and negative effects of climate change, countries in this sub-region need to leapfrog conventional development patterns and build strong economies that are both resilient to climate change and increasingly low-carbon.

6. The project has made good progress in the reporting period. Projects' terms of references have been approved by eight partner countries; consulting firms were recruited for two projects and the recruitment of consultants is ongoing for six projects.

7. The project has had a very strong focus on CCM-related activities, with very good results. The AfDB is strongly involved in supporting the deployment of the Sustainable Energy for All (SE4All) initiative in Africa, as host of the SE4All Africa Hub, whose mission is to facilitate and coordinate information sharing and mobilization of financing to achieve the goals of this initiative. The project has strongly collaborated with the SE4All Africa Hub. Furthermore, the project has a strong collaboration with the Sustainable Energy Fund for Africa (SEFA), hosted by the AfDB, which supports Africa's sustainable energy agenda with a focus on unlocking private sector investments. Below is a list of the CCM activities supported by the Center.

<sup>152</sup> <https://www.thegef.org/documents/report-gef-26th-session-cop-unfccc> and <https://www.thegef.org/documents/gef-report-unfccc-cop27>

<sup>153</sup> <https://www.african-ctc.net/>

| Project title  | Beneficiary Countries | Status  | Objectives/Expected Outcome   |
|--|-----------------------|---|---|
| Feasibility and design studies and preparation of bidding documents for Dekemhare 20 MW solar plant project in Eritrea       | <b>Eritrea</b>        | Consulting firm recruited.<br><i>Work in progress</i> | <ul style="list-style-type: none"> <li>▪ Support Eritrea in: (i) feasibility study for integration of 20 MW solar photovoltaic plant into the national grid; (ii) grid integration impact study; (iii) preparation of tender designs and the technical specifications based on best engineering practice; and (iv) preparation of bidding documents.</li> </ul> <p>Feasibility Study Report</p>                               |
| Technical Assistance for Enhancing Knowledge and Networking Related to Technology Transfer for Climate Change Mitigation     | <b>Uganda</b>         | Consulting firm recruited.<br><i>Completed</i>        | <ul style="list-style-type: none"> <li>▪ Support capacity building to enable the creation of knowledge products related to CCM technology transfer in the energy sector.</li> <li>▪ Support the creation of knowledge products to be used in the context of international carbon markets under Article 6 of the Paris Agreement.</li> </ul> <p>Sets of Article 6 tools ready to be applied to pilot Article 6 activities.</p> |
| Ethiopia TIMES Model for Energy Planning: Capacity Building for an Energy Secure Future                                      | <b>Ethiopia</b>       | Consulting firm recruited.<br><i>Completed</i>        | <ul style="list-style-type: none"> <li>▪ Support Ethiopia in enhancing knowledge, training and networking about the development and use of TIMES model for the country electricity sector.</li> </ul> <p>Basic Ethiopia TIMES model</p>   |
| Feasibility and design studies for developing and financing a 20 MW grid connected solar photovoltaic power plant in Lesotho | <b>Lesotho</b>        | Consulting Firm recruited.<br><i>Completed</i>        | <ul style="list-style-type: none"> <li>▪ Support Lesotho in: (i) project feasibility study for integration of 20 MW solar photovoltaic plant into the national grid; (ii) grid integration impact study; (iii) preparation of tender designs and technical specifications; and (iv) preparation of all plant procurement arrangements.</li> </ul> <p>Feasibility Study Report</p>   |

8. CCA activities had a late start, but the project has made good efforts to ensure ownership of beneficiaries and stakeholders over the processes/activities it has supported.

9. Specifically, in the reporting period, the project has provided technical assistance in mainstreaming CCA strategies and technologies into disaster response and recovery project in the Seychelles. This technical assistance is ongoing and should be completed by July 2023. Another key achievement in the reporting period is the technical assistance provided for a demonstration of flood mitigation technology, namely “water-filled flood barriers” in Lagos, Nigeria (in a pilot district with approximately 5,000 inhabitants).

10. In addition, two projects have been completed on providing technical advisory for enhancing knowledge and networking related to technology transfer for CCM in Ethiopia and Uganda and one project is still in progress in five Southern Africa Development Community (SADC) countries (Malawi, Mauritius, Mozambique, Namibia, and South Africa). The latter provides technical assistance for enhancing knowledge on emerging CCA technology for rural wastewater management (e.g., use of phytoremediation technology as a CCA measure for rural wastewater treatment plants).

11. The procurement process was advanced for eight projects. Two firms were recruited for assignment in in Eritrea and the Seychelles. Contract negotiations are ongoing for consultancy services for feasibility study for the Programme for integrating development and adaptation to climate change in the Zambezi River basin (PIDACC Zambezi) project. Technical proposals have been evaluated for five other projects and the procurement process is near completion. An update on the status of each CCA activity is provided in the table below.



| Project title  | Beneficiary Countries | Status   | Objectives/Expected Outcome  |
|--|-----------------------|--|--|
| Technical Assistance for Mainstreaming Climate Change Adaptation Technologies into Disaster Response and Recovery Projects in the Seychelles.<br>(DRM – East Africa Project)   | Seychelles            | Consulting firm recruited.<br><br><i>Technical assistance work in progress.<br/>(70 percent% completed)</i>  | <ul style="list-style-type: none"> <li>Support the Seychelles in the preparation of a project proposal to ensure CCA technologies are mainstreamed into the country disaster response and recovery project.</li> <li>Support the country in accessing climate funds to make project resilient to climate change-driven extreme events and hazards.</li> </ul> Disaster response project proposal fundable by the GEF or GCF. |
| Assistance technique pour services de consultance pour l'intégration des technologies et stratégies d'adaptation au changement climatique dans les projets de réponse aux catastrophes dans les îles Comores.<br>(DRM – East Africa Project) | Comoros               | Procurement process ongoing for recruitment of consulting firm.<br><br><i>Technical proposals received and under evaluation.</i><br><br>Delayed due to COVID-19 pandemic | <ul style="list-style-type: none"> <li>Support the Comoros in the preparation of a project proposal to ensure CCA technologies are mainstreamed into the country disaster response and recovery project.</li> <li>Support the country in accessing climate funds to make project resilient to climate change-driven extreme events and hazards.</li> </ul> Disaster response project proposal fundable by the GEF or GCF.    |
| Assistance technique pour services de consultance pour l'intégration des technologies et stratégies d'adaptation au changement climatique dans les projets de réponse aux catastrophes à Madagascar<br>(DRM – East Africa Project)           | Madagascar            | Procurement process ongoing for recruitment of consulting firm.<br><br><i>Technical proposals received and under evaluation.</i><br><br>Delayed due to COVID-19 pandemic | <ul style="list-style-type: none"> <li>Support Madagascar in the preparation of a project proposal to ensure CCA technologies are mainstreamed into the country disaster response and recovery project.</li> <li>Support the country in accessing climate funds to make project resilient to climate change-driven extreme events and hazards.</li> </ul> Disaster response project proposal fundable by the GEF or GCF.     |
| Technical Assistance for Developing a Project Proposal for Mainstreaming Climate Change Adaptation Technologies into Disaster Response and Recovery Projects in Mozambique   | Mozambique            | Procurement process ongoing for recruitment of consulting firm.  | <ul style="list-style-type: none"> <li>Support Mozambique in the preparation of a project proposal to ensure CCA technologies are mainstreamed into the country disaster response and recovery project.</li> <li>Support the country in accessing climate funds to make project resilient to climate change-driven extreme events and hazards.</li> </ul>  |

|  |   |   |  |
|--|---|---|--|
| (DRM – East Africa Project)  |   | <p><b>Technical proposals evaluation completed.</b></p> <p>Delayed due to COVID-19 pandemic</p>   | Disaster response project proposal fundable by the GEF or GCF.   |
| Technical Assistance for Developing a Project Proposal for Supporting Climate Resilient Investments around the Tugwi-Mukosi Dam in Zimbabwe<br>(DRM – East Africa Project) | <b>Zimbabwe</b>   | <p>Procurement process ongoing for recruitment of consulting firm.</p> <p><b>Technical proposals evaluation completed.</b></p> <p>Delayed due to COVID-19 pandemic</p>          | <ul style="list-style-type: none"> <li>Support Zimbabwe in the preparation of a full project proposal to ensure CCA technologies are mainstreamed into the country investment projects around the Tugwi-Mukosi Dam region.</li> <li>Support the country in accessing climate funds to make investment projects resilient to climate variability and change and to ensure their sustainability.</li> </ul> <p>Full project proposal fundable by the GEF or GCF.</p>   |
| Feasibility Study for Programme for Integrated Development and Adaptation to Climate Change in the Zambezi Watercourse - PIDACC Zambezi                                    | <p><b>Angola</b><br/><b>Botswana</b><br/><b>Malawi</b><br/><b>Mozambique</b><br/><b>Namibia United</b><br/><b>Republic of</b><br/><b>Tanzania</b><br/><b>Zambia</b><br/><b>Zimbabwe</b></p> | <p>Procurement process ongoing for recruitment of consulting firm.</p> <p><b>Technical proposals evaluation completed.</b></p> <p>Delayed due to COVID-19 pandemic</p>          | <ul style="list-style-type: none"> <li>Support ZAMCOM in project preparation studies to ensure adequate CCA technologies are integrated where appropriate.</li> <li>Support ZAMCOM in the preparation of a project proposal to ensure CCA technologies are mainstreamed into the PIDACC Zambezi projects.</li> <li>Support ZAMCOM in accessing climate funds to make projects resilient to climate variability and change and to ensure their sustainability.</li> </ul> <p>Funding proposals for the GEF and GCF consideration.</p> |
| Assistance technique pour l'étude sur la Stratégie à long terme du secteur de l'eau dans le cadre des Changements Climatiques  | <b>Senegal</b>  | <p>Procurement process ongoing for recruitment of consulting firm.</p> <p><b>Technical proposals received and under evaluation.</b></p> <p>Delayed due to COVID-19 pandemic</p> | <ul style="list-style-type: none"> <li>Support Senegal in the preparation of a long-term national strategy for the water sector in the context of climate change.</li> <li>Enable the scaling-up of technology transfer through policy and institutional reforms in the water sector.</li> </ul> <p>Long-term national strategy for the water sector in the context of climate change.</p>   |

|   |   |  |   |
|---|---|--|---|
|   |   |  |   |
| Phytoremediation as an Adaptation Measure for Climate Change Vulnerability at Rural Wastewater Treatment plants in the Southern African Development Community countries | <b>Malawi<br/>Mauritius<br/>Mozambique<br/>Namibia<br/>South Africa</b> | Consulting firm recruited.<br><br><b>TA work in-progress.<br/>(90 percent completed)</b><br><br>Delayed due to COVID-19 pandemic | <ul style="list-style-type: none"> <li>Support the five beneficiary countries in enhancing knowledge and networking about the use of phytoremediation technology as a CCA measure for rural wastewater treatment plants in the SADC countries.</li> </ul> <p>Enhancing knowledge on emerging CCA technology for rural wastewater management.</p>  |
| Implementation of an ABM Demonstration Project with focus on water in Nigeria - Promoting innovative water-related climate change adaptation solutions in Nigeria       | <b>Nigeria</b>  | Consulting firm recruited.<br><br><b>Completed</b>   | <ul style="list-style-type: none"> <li>Support Nigeria in implementing an Adaptation Benefit Mechanism (ABM) demonstration project promoting innovative adaptation solutions in the water sector.</li> <li>Support the country in enhancing knowledge exchange and dissemination about CCA actions and benefits.</li> <li>Enhancing knowledge and exchange about CCA benefits mechanism.</li> </ul> |
| Enabling the scaling-up of technology transfer through policy, institutional and organizational reforms in Equatorial Guinea  | <b>Equatorial Guinea</b>  | <i>Project not approved because of lack of funds.</i>  |   |

*Outreach and Awareness-raising Activities*

12. In the reporting period, technical reports were produced for all the completed technical assistance projects. For each project, at least two workshops were organized, at the beginning and end of project. In addition, a three-day training session was organized for stakeholders on topics such as integrated climate risk management, and planning and budgeting of CCA technologies. All these opportunities were also used for disseminating information on the ACTFCN project.

13. The project has made good use of its network to raise awareness of technical assistance among potential beneficiaries, especially on the CCM component. Project activities such as project kickoff meetings, workshops with country stakeholders and training sessions were used as opportunities to raise awareness about the CCA component. Additional awareness-raising activities are planned in the projects under implementation.

Regional Finance and Technology Transfer Centre for Climate Change (FINTECC)<sup>154</sup>

14. The EBRD's FINTECC project was endorsed by the CEO in July 2013 and is under implementation. This project aims to accelerate investments in CCM and CCA technologies in the Early Transition Countries (ETC) and Southern and Eastern Mediterranean countries. It also aims to incentivize deployment of climate technologies with low market penetration, in order to create demonstration projects across these countries. The project components include: (i) regional technology transfer networks; (ii) technology transfer technical assistance; and (iii) financing pilot activities. The project has been extended from its original end date of 2016 to December 2023. Another extension until December 2024 is being considered to allow successful completion of existing sub-projects benefitting from the project funding, and to enable the EBRD to allocate the remaining funding under the investment component to eligible sub-projects, taking into account the continued relevance of the project and the recent increased demand following the implementation delays in the previous years.

*Status Update*

15. The FINTECC project is a well-known facility in the region where it is operational. EBRD practitioners and clients are aware of the support that they can get and actively approach the EBRD to develop eligible projects. EBRD bankers and clients know about the support that they can get and actively approach the EBRD to develop eligible projects.

16. Around 78 percent of the investment grants have been used (committed and disbursed) so far across 31 projects, with demonstration effect happening across the entire region where the project is active. The CCM impact projected from the 20 implemented projects which have concluded verification and received grants has reached 141,500 t CO<sub>2</sub> eq of GHG emission savings in lifetime, equivalent to 20 percent of the project's overall CCM target. However, when all 31 projects signed so far are considered, then expected GHG savings would make 248,330 t CO<sub>2</sub> eq, or 46 percent of the target. This additional GHG impact will be re-confirmed upon validation of the projects under development as they reach grant disbursement stage. The lower-than-expected CCM impact is likely to result from the persistent adverse economic conditions in ETC, which have the highest potential for GHG reductions.

17. The technologies supported through FINTECC include electric vehicles and charging stations as part of the decarbonization activity of the Bank in transport sector in Tajikistan. A series of energy audits and market review on technology transfer mechanisms in Uzbekistan were performed in 2022.

18. Progress towards CCA objectives has been difficult, despite efforts from the team. The overall number of CCA projects have increased to five, which is expected to correspond to 163.3 million m<sup>3</sup> of water savings per year.

19. The activity of FINTECC faced a general slowdown caused by COVID-19 pandemic and associated restrictions during 2020-2021, which led to implementation delays both for the technical assistance assignments as well as supported investment projects. The FINTECC operations in Belarus and the Republic of Moldova were affected in 2022. The Bank closed all operations in Belarus due to the indirect participation in the full-scale war of the Russian Federation against Ukraine. The Republic of Moldova faced a huge strain on local markets and particularly with

<sup>154</sup> <https://fintecc.ebrd.com/index.html>

investments due to the significant risk of the war expanding to the country. In the other countries, as the COVID-19 pandemic-related restrictions have been lifted in 2022, implementation speed is expected to pick up.

#### *Outreach and Awareness-raising Activities*<sup>155</sup>

20. Increased visibility has been given to climate technologies and FINTECC-financed projects through the FINTECC website. The case studies for each project supported under the FINTECC provide information about how it has been supporting the adoption of advanced climate technologies and give specific examples to potential clients and information to the donor community and wider public on how technology transfer can be operationalized. These case studies will continue to be published in addition to news articles, other publications and event announcements.

21. The pending activities of FINTECC until the project completion encompass a comprehensive approach that combines technical cooperation, business advisory services, and grant support. By leveraging these strategies and disseminating valuable information through multiple channels, FINTECC seeks to maximize the impact of climate technology transfer, catalyze sustainable development, and contribute to global efforts in combating climate change.

#### **National Climate Technology Activities**

22. This section summarizes the status of implementation of the ongoing national technology transfer pilot projects supported within the framework of the PSP. The information in this section is based on data provided by relevant GEF Agencies in response to a survey that was carried out by the GEF in April 2023. For information on the completed national climate technology projects, refer to the GEF report to COP 26 and COP 27.<sup>156</sup>

---

<sup>155</sup> <http://www.ebrd.com/fintecc>

<sup>156</sup> <https://www.thegef.org/documents/report-gef-26th-session-cop-unfccc> and <https://www.thegef.org/documents/gef-report-unfccc-cop27>

Table A4.1: Projects and Programs Supported within the Framework of the Poznan Strategic Programme on Technology Transfer

| GEF ID                    | Country            | Agency | Title  | GEF PSP funding<br>(\$ million) <sup>a</sup> | Total GEF<br>funding<br>(\$ million) <sup>a</sup> | Co-<br>financing<br>(\$ million) | Status   |
|---------------------------|--------------------|--------|--|--|---|----------------------------------|--|
| <b>Ongoing projects</b>   |                    |        |  |  |   |                                  |  |
| 4071                      | Côte d'Ivoire      | AfDB   | <i>Construction of 1000 Tonne-per-day Municipal Solid Waste Composting Unit in Akouedo Abidjan</i>   | 3.0  | 3.0   | 36.9 <sup>c</sup>                | This project was endorsed by the CEO in October 2013 and is under implementation. The expected completion date is December 2023. |
| <b>Completed projects</b> |                    |        |  |  |   |                                  |  |
| 3541                      | Russian Federation | UNIDO  | <i>Phase-out of HCFCs and Promotion of HFC-free Energy Efficient Refrigeration and Air-Conditioning Systems in the Russian Federation through Technology Transfer</i>                  | 3.0  | 20.0  | 40.0 <sup>c</sup>                | The project was endorsed by the CEO in August 2010 and completed in 2016.  |
| 4036                      | Jordan             | IFAD   | <i>Dutyion Root Hydration System (DRHS) Irrigation Technology Pilot Project to Face Climate Change Impact</i>  | 2.4  | 2.4   | 5.5 <sup>c</sup>                 | The project was endorsed by the CEO in August 2011 and completed in June 2018.   |
| 4037                      | Thailand           | UNIDO  | <i>Overcoming Policy, Market and Technological Barriers to Support Technological Innovation and South-South Technology Transfer: The Pilot Case of Ethanol Production from Cassava</i> | 3.0  | 3.0   | 31.6 <sup>c</sup>                | The project was endorsed by the CEO in March 2012 and completed in May 2019.   |
| 4042                      | Cambodia           | UNIDO  | <i>Climate Change-related Technology Transfer for Cambodia: Using Agricultural Residue Biomass for Sustainable Energy Solutions</i>  | 1.9  | 1.9   | 4.6 <sup>c</sup>                 | The project was endorsed by the CEO in May 2012 and completed in December 2018.  |
| 4055                      | Senegal            | UNDP   | <i>Typha-based Thermal Insulation Material Production in Senegal</i>   | 2.3  | 2.3   | 5.6 <sup>c</sup>                 | The project was endorsed by the CEO in August 2012 and completed in May 2019.  |
| 4114                      | Sri Lanka          | UNIDO  | <i>Bamboo Processing for Sri Lanka</i>   | 2.7  | 2.7   | 21.3 <sup>c</sup>                | The project was endorsed by the CEO in April 2012 and completed in March 2021.   |

| GEF ID                                     | Country                         | Agency     | Title   | GEF PSP funding<br>(\$ million) <sup>a</sup> | Total GEF<br>funding<br>(\$ million) <sup>a</sup> | Co-<br>financing<br>(\$ million) | Status  |
|--|---------------------------------|------------|---|--|---|----------------------------------|---|
| 4129                                       | China                           | World Bank | <i>Green Truck Demonstration Project</i>  | 3.0  | 4.9   | 9.8 <sup>c</sup>                 | The project was endorsed by the CEO in March 2011 and completed in December 2015.   |
| 4132                                       | Mexico                          | IDB        | <i>Promotion and Development of Local Wind Technologies in Mexico</i>   | 3.0  | 5.5   | 33.7 <sup>c</sup>                | The project was endorsed by the CEO in December 2011 and completed in October 2022.   |
| 4136                                       | Chile                           | IDB        | <i>Promotion and Development of Local Solar Technologies in Chile</i>   | 3.0  | 3.0   | 31.8 <sup>c</sup>                | The project was endorsed by the CEO in June 2012 and completed in August 2020.  |
| 4682                                       | Colombia,<br>Eswatini,<br>Kenya | UNEP       | <i>SolarChill: Commercialization and Transfer</i>   | 2.8  | 3.0   | 8.0 <sup>b</sup>                 | The project was endorsed by the CEO in February 2014 and completed in September 2021.   |
| <b>Canceled projects</b>                   |                                 |            |   |  |   |                                  |   |
| 4032                                       | Cook Islands,<br>Turkey         | UNIDO      | <i>Realizing Hydrogen Energy Installations on Small Island through Technology Cooperation</i>                               | 3.0  | 3.0   | 3.5 <sup>b</sup>                 | The project was cancelled in March 2012 upon request from the Agency, following changes in the concerned Government's priorities.   |
| 4040                                       | Brazil                          | UNDP       | <i>Renewable CO<sub>2</sub> Capture and Storage from Sugar Fermentation Industry in Sao Paulo State</i>                     | 3.0  | 3.0   | 7.7 <sup>b</sup>                 | The project was cancelled in February 2012 upon request from the Agency. The project preparation identified investment costs far higher than initially expected, exceeding the available financing. |
| 4060                                       | Jamaica                         | UNDP       | <i>Introduction of Renewable Wave Energy Technologies for the Generation of Electric Power in Small Coastal Communities</i> | 0.8  | 0.8   | 1.4 <sup>b</sup>                 | The project was cancelled in October 2011 upon request from the Agency.   |
| <b>Total</b>                               |                                 |            |   | <b>36.9</b>                                  | <b>58.6</b>                                       | <b>241.4</b>                     |   |
| <b>Total (cancelled projects excluded)</b> |                                 |            |   | <b>30.1</b>                                  | <b>51.6</b>                                       | <b>228.8</b>                     |   |

<sup>a</sup> Includes PPGs and Agency fees.

<sup>b</sup> Co-financing amount at the approval by the GEF Council.

<sup>c</sup> Co-financing amount at the endorsement by the CEO.

## Ongoing Projects

### **Côte d'Ivoire: Construction of 1,000 Ton per Day Municipal Solid Waste Composting Unit in Akouedo, Abidjan**

23. This project was endorsed by the CEO in October 2013. After several years of delay, the project conducted activities relating to studies and environmental impact assessment, finalized project preparation, and implementation was started in November 2016. The project includes the following components: (i) sustainable integrated municipal solid waste (MSW) management framework for Abidjan; (ii) improvement of the door-to-door MSW collection system and installation of a sustainable information system; (iii) construction of a turnkey project for the MSW treatment and industrial composting unit; and (iv) technology transfer, capacity building and dissemination, transfer of technical and financial know-how, prefeasibility and pilot testing activities. The project suffered substantial delays, with the official start of the investment activities only in 2017. The project has been extended once, with an expected completion date of December 31, 2023. The Agency is processing a second extension of the project.

#### *Status Update*

24. The project submitted five PIRs to the GEF, with the most recent one submitted in FY22. As at May 2023, only \$1,272,000 or 18 per cent of the GEF grant has been disbursed.

25. The Government decided to close the Akouédo composting site and requested the relocation of the site to a new landfill in Bonoua. To avoid problems encountered at the Akouédo landfill, the executing agency is in the process of carrying out an environmental and social impact assessment are expected to be submitted by August 2023 to the AfDB prior to any implementation activities. Additionally, in accordance with applicable policies, the AfDB expects to receive complementary information including: (i) the updated feasibility study on the Bonoua site, including the development of the new site and the potential waste to be treated at this site; (ii) the project implementation schedule at the new Bonoua site; (iii) the waste management strategy; and (iv) detailed implementation studies of the composting among other. As at May 2023, the land has been secured by the Government and was handed over to the project for development. Parallely, the procurement for the composting unit has been launched and the bids submission is expected by June 2023. It is expected that the unit will be operational by the end of December 2023.

26. There have been significant delays in project implementation due to difficulties in fulfilling disbursement clauses, relocation of the site, as well as protracted procurement. To help mitigate these problems, the AfDB conducted fiduciary trainings and enhanced the capacity of the project implementation unit on Banks' procurement procedures and rules.

27. Out of nine activities, five are being implemented and almost completed, three are at the final stage of procurement, one is pending for relaunch of procurement:

- (a) Completed. Development of a detailed urban plan for unit 6 of municipalities of Treichville, Marcory and Koumassi.
- (b) Ongoing. Support for composting of the Akouedo landfill relocated to Bonoua: A framework agreement was signed between Ageroute and HG EOULEE on March 29, 2021. The 5 ha site is now available for the implementation. Completion is expected by December 2023. The specific protocol was prepared, and it is expected to be signed by the end of August 2023.
- (c) Ongoing. Development of a greater Abidjan traffic plan. 70 percent completed. The study will be completed by the end of September 2023.
- (d) Ongoing. Air Quality Assessment and Improvement Study is on hold pending equipment supply for air quality measure for which contract signature is in the process. Completion expected by March 2024, and it is equipment will be installed and operational. Once the contract is signed, the supplier will have six months to supply the install.
- (e) Ongoing. The procurement process for the development of a drainage plan and CCA strategy has been completed. The final contract signature is pending. The study will be carried out for eight months from the date of issuance of the notice. Completion expected by the end of April 2024.



- (f) Ongoing. Strengthening the capabilities of the urban planning division of the District Autonome d'Abidjan and the 13 municipalities at 65 percent completion for the phase 1 for need assessment studies for the 13 municipalities. Completion expected by July 2023. Once this study is completed, the Government will submit a request for financing of the second phase concerning the establishment and operationalization of the "Centre de documentation du district autonome d'Abidjan" and the "Observatoire Urbain du District Autonome d'Abidjan."
- (g) Ongoing. The procurement for setting up an Intelligent Traffic System (ITS) to manage and train 50 young people to maintain traffic lights is underway. The procurement process to be relaunched by June 2023 due to lack of bids with required capacity for equipment supply. It is expected that contract for equipment supply will be signed by the end of December 2023 and the implementation by the first quarter of 2024.
- (h) Ongoing. Bus Rapid Transit study at 70 percent progress. It is expected to be completed by the end of October 2023.

28. A dissemination event took place during COP 27 in November 2022. In July 2021 and February 2022, ceremonies were hosted by the Ministers of Equipment and Road Maintenance for the transfer of equipment (in two batches). Moreover, a communication firm has been hired for the project visibility.

### **Projects Completed in the Reporting Period**

#### **Mexico: Promotion and Development of Local Wind Technologies in Mexico**

29. This project was approved by the IADB and its implementation started in May 2013, following the endorsement by the CEO in December 2011. The project includes the following components: (i) design and specification of the wind turbine components of the Mexican Wind Machine (MEM) project; (ii) procurement, manufacturing and assembly of the components of the MEM project; (iii) construction, start, and operational testing of the wind turbine of the MEM project; and (iv) capacity building and institutional strengthening to promote wind power market through distributed generation by small power producers. The project was completed in October 2022. Its completion has been extended three times from its original date of February 2017 (the second and the third extensions were due to the COVID-19 pandemic and related restrictions on the supply chains of goods and services).

30. The Executing Agency "Instituto Nacional de Electricidad y Energias Limpias" (INEEL) has delivered PIRs on an annual basis since the start of the project's execution in 2013. The project has submitted nine PIRs. Almost 100 percent of the GEF grant has been disbursed and utilized – the total disbursed amount is \$4,985,046.7.

31. Between July and October 2022, the destructive and static testing of a 29.09-meter-long blade for a 1.2 MW wind turbine was successfully carried out. The destructive tests confirmed that the manufacturing process of the blade met the established requirements, while the static tests showed that the blade is capable of withstanding extreme loads according to its design. Det Norske Veritas (DNV) granted the compliance certificate, according to the applicable standards for the blade design.

32. With the completion of these two activities in October 2022, the operational closure of the project was concluded. The financial closure is still pending, and it is estimated to be reached by the beginning of May 2023. The terminal evaluation of the project is also pending and is expected to be ready in the last trimester of 2023.

33. Significant delays were first generated due to TEMACO's failure to comply with its role in the construction of the blades, which necessitated finding another provider for the contracted work originally assigned to TEMACO, resulting in the selection of the CIATEQ.

34. Moreover, the COVID-19 pandemic led to additional delays, as manufacturing facilities for various structural components, molds, and blades were closed or experienced production setbacks due to confinement measures. Delays also occurred in the procurement of different equipment, materials, and supplies needed for the blade manufacturing process.

*Project Achievements*

35. Notable achievements include the development of technical capacities in the design and certification, as well as in the different stages of blade manufacturing and testing, knowledge that is generated in three research institutions (INEEL, CIATEQ, and CIDESI), which will continue to promote the offering of wind generator-related services.

36. It is also noteworthy, that local suppliers developed various materials and inputs required for the blade manufacturing, as the COVID-19 pandemic made it impossible to acquire them abroad.

37. The project management skills generated, particularly at INEEL and CIATEQ, and the coordinated work between the three research institutes, which will contribute to the eventual continuation of this project, as well as to the development of other projects focused on renewable energy generation, should also be emphasized.

*Key Outputs*

38. The main project outcome is creation of business and personnel capabilities, as these companies now have the knowledge and experience in the design and manufacture of various components of the power train, as well as wind generator towers.

39. The institutional capabilities and an important group of researchers are particularly remarkable, as they now have successful experience in blade design and certification, as well as in the manufacturing and testing of blades and the various components required. The project's success is also attributed to their management and coordination skills, leveraging the capacities of the three research institutions involved in the project, which plays a fundamental role in developing capabilities directly and through higher education institutions.

40. Another important outcome was the development of a value chain that includes design, acquisition of materials and supplies, manufacturing, and testing of goods and services related to nationwide wind power generation, incorporating local metal-mechanical companies.

41. The project demonstrated the potential to develop skilled labor, with a significant proportion of women, for the manufacturing of components, operation, and maintenance of wind turbines.

42. A 1.2 MW class 1A wind turbine was successfully developed, as well as a model for the development of wind turbines with a wider range of power that can be used for distributed generation, facilitating the creation of capacity to promote the application of wind energy in distributed generation by small energy producers.

43. Another relevant outcome was the coordination of institutions to carry out research and technological development projects, as well as with local suppliers of materials and supplies. The formation of a research institution consortium (INEEL, CIATEQ and CIDESI) was achieved, which may trigger new projects among participating institutions and centers, as well as additional ones, thus driving a multiplier effect.

*Dissemination Activities*

44. The elaboration of individual blogs corresponding to the activities carried out by each of the three research institutes, as well as a couple of joint publications about the project and its significance in the local development of wind technology and its potential for replication in other sources of renewable energy, will be coordinated. These documents will be published on the websites of the three institutions, CONACYT, and public and private universities.

45. The technical-scientific articles "Design and Implementation of a Test Bench for Wind Turbine Blades" in the Mechanical Engineering, Technology, and Development Journal of the Mexican Society of Mechanical Engineering, as well as "Influence of Load Eccentricity on T-bolt Failure in Wind Turbine Blades" in the Renewable Energy International Journal are expected to be published in June 2023.

46. Furthermore, an event will be pursued to highlight the importance of local technology development for the use of renewable energy. The participation of various stakeholders at a national level, including representatives from institutions and companies in LAC, will be sought. The event is planned to take place in September 2023.

---

*Lessons Learned*

47. The success of complex, multi-stakeholder projects like this one requires a strong institutional foundation and ownership, particularly in terms of project management and procurement, of all involved parties. Therefore, it is important to build the capacity of project implementers in these areas, including supplier exploration and acquisition management, to ensure the project's success. By doing so, technological complexities can be better navigated.
48. The project allowed for learning new ways to carry out research and development projects for local capacity building, demonstrating that SMEs in emerging economies, such as Mexico, can adapt their production processes to enable their incorporation into the supply chain of the industry.
49. Due to the multi-institutional work, the need to use an interactive and computer platform for communication, as well as for the repository and approval of the technical information developed, was identified from the beginning of the project.
50. It was proven that the incorporation of students into the project to carry out support activities is possible. There are activities where the technical risk is low when performed by trainee personnel.
51. At the technical-operational level, many lessons were learned, including: performing risk reduction tests when there is not enough technical knowledge during the design and manufacture of master models, molds, and blades; thoroughly reviewing the tools developed through scripts to ensure proper functionality; maintaining clear communication within the team to use the same material properties in different analyses; to protect the blade's integrity against atmospheric discharges, the lightning rod receivers are placed as close as possible to the blade tip; maintaining structural integrity of the blade is crucial when including auxiliary systems in the blade; identifying the implementation improvements of a new manufacturing method at the beginning of the project to avoid delays; having the user institution of materials, consumables, equipment, and tools directly manage the necessary purchases for the project development; conducting inter-institutional meetings for the release of highly important technical information; among many other.

## ANNEX 5: STATUS REPORT ON THE LDCF AND SCCF FOR FY23157

38. The Least Developed Countries Fund for Climate Change (LDCF) was established in November 2002 to address the needs of the least developed countries whose economic and geophysical characteristics make them especially vulnerable to the impact of global warming and climate change. The Special Climate Change Fund (SCCF), consisting of two active **funding** windows, i.e., Program for Adaptation and Program for Technology Transfer, was established in November 2004 to finance activities, programs and measures relating to climate change that are complementary to those funded by resources from the GEF Trust Fund and with bilateral and multilateral funding. The GEF administers both the SCCF and LDCF and the World Bank acts as trustee for both funds.

### Least Developed Countries Fund (LDCF)

39. **Status of Pledges and Contributions.** As of June 30, 2023, pledges had been received from 28 Contributing Participants: Australia, Austria, Belgium, Canada, Czech Republic, Denmark, Estonia, Finland, France, Germany, Hungary, Iceland, Ireland, Italy, Japan, Luxembourg, the Netherlands, New Zealand, Norway, Portugal, Qatar, Romania, Slovenia, Spain, Sweden, Switzerland, the United Kingdom and the United States. The total amount pledged to date is \$2.1 billion eq.<sup>158</sup> and signed contribution agreements for \$1.93 billion eq. Of this, payments amounting to \$1.88 billion eq. have been received from donors since inception of the Trust Fund. Annex A6.1 shows details of the status of pledges, contributions<sup>159</sup> and payments made to the LDCF since inception.
40. During the period from July 1, 2022 to June 30, 2023, the LDCF Trust Fund received pledges amounting to approximately \$115.86 million eq. This includes pledges from Belgium, Denmark, France, Germany, Ireland, the Netherlands, Qatar, Sweden, Slovenia, and Switzerland. The Trustee has received \$126.70 million eq. against signed contribution agreements during this period.
41. **Summary of Funding Approvals, Trustee Commitments and Cash Transfers.** As of June 30, 2023, cumulative net funding decisions by the Council and the CEO amounted to \$1.76 billion, of which \$1.59 billion was for projects and project preparation activities, \$153.80 million was for fees, and \$21.76 million was for administrative expenses and corporate activities of the LDCF.
42. Funding approved by the Council and the CEO is committed by the Trustee and transferred following established procedures for all financial transactions as agreed between the Trustee and the Agencies. The Trustee has committed a net total amount of \$1.58 billion, of which \$1.44 billion relates to projects and project preparation activities, \$120.89 million to fees, and \$21.76 million to cover corporate activities and administrative expenses.
43. Cash transfers were made to Agencies on an as-needed basis to meet their projected disbursement requirements. Out of the cumulative commitments of \$1.58 billion, upon request from Agencies, the Trustee has transferred \$1.13 billion as of June 30, 2023. As a result, \$451.23 million remains payable to Agencies. Details of funding approvals, commitments and cash transfers can be found in table A6.2.
44. **Schedule of Funds Available.** Funds held in trust without restrictions total \$856.99 million, comprising of cash and investments. Of this amount, \$697.46 million has been set-aside to cover funding decisions by the Council or by the CEO. Consequently, net funds available for programming approval by the Council or the CEO amounts to \$159.53 million. Details on the funds available for Council or CEO approval as of June 30, 2023 can be found in table A6.3.
45. **Investment Income.** Pending cash transfers to Agencies, cash contributions paid to LDCF Trust Fund are held in trust by the World Bank and maintained in a commingled investment portfolio (“Pool”) for all trust funds administered by the World Bank. The assets in the Pool are managed in accordance with the investment strategy established for all of the trust funds administered by the World Bank. The LDCF had cumulative investment returns from funds held in trust of \$105.19 million as of June 30, 2023.

<sup>157</sup> This status report was provided by the Trustee of the LDCF and the SCCF (World Bank). The GEF Secretariat did not edit this report.

<sup>158</sup> US Dollar Equivalent

<sup>159</sup> Represents the amounts for which donors have signed contribution agreements with the Trustee.

## Special Climate Change Fund (SCCF)

46. **Status of Pledges and Contributions.** As of June 30, 2023, pledges had been received from 16 Contributing Participants: Belgium, Canada, Denmark, Finland, Germany, Ireland, Italy, the Netherlands, Norway, Portugal, Slovenia, Spain, Sweden, Switzerland, the United Kingdom, and the United States. The total amount pledged to date is \$396.35 million eq. and signed contribution agreements for \$368.91 million eq. Of this, payments amounting to \$363.91 million have been received from donors since inception of the Trust Fund.
47. During the period from July 1, 2022 to June 30, 2023, the SCCF Trust Fund received pledges amounting to approximately \$39.41 million eq. This includes pledges from Canada, Denmark, Germany, Ireland, Slovenia, Switzerland, and the United Kingdom. The Trustee has received \$13.60 million eq. against signed contribution agreements during this period.
48. Table A6.4 shows details of the status of pledges, contributions<sup>160</sup> and payments made to the SCCF since its inception; Table A6.5 presents the contributions and payments information broken down by program.
49. **Summary of Funding Approvals, Trustee Commitments and Cash Transfers.** As of June 30, 2023, cumulative net funding decisions taken by the Council and the CEO amounted to \$368.19 million, of which \$324.57 million was for projects and project preparation activities, \$31.96 million was for fees, and \$11.66 million was for administrative expenses and corporate activities of the SCCF.
50. Funding approved by the Council and CEO is committed by the Trustee and transferred following established procedures for all financial transactions as agreed between the Trustee and the Agencies. Out of total funding approvals of \$368.19 million, the Trustee committed \$363.22 million, of which \$320.50 million relates to projects and project preparation activities, \$31.07 million to fees, and \$11.66 million to cover corporate activities and administrative expenses.
51. The Trustee transfers cash to Agencies on an as-needed basis to meet the projected disbursement requirements of the Agencies. As of June 30, 2023, out of total cumulative commitments of \$363.22 million, the Agencies have requested, and the Trustee has transferred \$340.98 million. As a result, \$22.24 million remains payable to Agencies, pending their request. Details of funding approvals, commitments and cash transfers can be found in Table A6.6.
52. **Schedule of Funds Available.** Funds held in Trust without restriction comprising cash and investments for both the Adaptation and Transfer of Technology programs total \$49.55 million eq. Of this amount, \$24.20 million has been set-aside to cover funding approved by the Council and endorsed by the CEO. Consequently, net funds available for approval by the Council or the CEO amount to \$25.35 million. Details on the funds available for Council or CEO approval as of June 30, 2023 can be found in Table A6.7 which shows the funding status by program.
53. **Investment Income.** The SCCF shares the same investment management as the LDCF. Its overall investment return was \$25.45 million from inception to June 30, 2023.

<sup>160</sup> Represents the amounts for which donors have signed contribution agreements with the Trustee.

Table A5.1: LDCF Status of Pledges and Contributions as of June 30, 2023

Least Developed Countries Fund  
Status of Pledges and Contributions as of  
June 30, 2023

| Total Pledges Outstanding and Contributions |          |                          |                       |                     |                       |                                   |                         |                       |                        |                       |                                 |                         |                       |                        |                       |
|---|----------|--------------------------|-----------------------|---------------------|-----------------------|-----------------------------------|-------------------------|-----------------------|------------------------|-----------------------|---------------------------------|-------------------------|-----------------------|------------------------|-----------------------|
| Finalized                                   |          |                          |                       | Pledges Outstanding |                       | Contribution Agreements Finalized |                         |                       |                        |                       |                                 |                         |                       |                        |                       |
| 1   | 2        | 3 = 5+7                  |                       | 4 = 6+9+11          |                       | 5                                 | 6                       | 7 = 8 + 10            |                        | Paid (Receipts)       |                                 | Unpaid                  |                       |                        |                       |
| 1   | 2        | 3                        | 4                     | 5                   | 6                     | 7                                 | 8                       | 9                     | 10                     | 11                    | 12                              | 13                      | 14                    |                        |                       |
| Contributing Participant                    | Currency | Total Amount in Currency | USD <sub>Eq.</sub> a/ | Amount in Currency  | USD <sub>Eq.</sub> b/ | Total Contributions in Currency   | Amount Paid in Currency | USD <sub>Eq.</sub> c/ | Amount Due in Currency | USD <sub>Eq.</sub> b/ | Total Contributions in Currency | Amount Paid in Currency | USD <sub>Eq.</sub> c/ | Amount Due in Currency | USD <sub>Eq.</sub> b/ |
| Australia                                   | AUD      | 46,500,000               | 42,967,350            | 0                   | 0                     | 46,500,000                        | 46,500,000              | 42,967,350            | 0                      | 0                     | 46,500,000                      | 46,500,000              | 42,967,350            | 0                      | 0                     |
| Austria                                     | EUR      | 1,900,000                | 2,669,600             | 0                   | 0                     | 1,900,000                         | 1,900,000               | 2,669,600             | 0                      | 0                     | 1,900,000                       | 1,900,000               | 2,669,600             | 0                      | 0                     |
| Belgium                                     | d/ EUR   | 214,090,000              | 247,317,886           | 54,500,000          | 59,149,121            | 159,590,000                       | 159,590,000             | 188,168,765           | 0                      | 0                     | 159,590,000                     | 159,590,000             | 188,168,765           | 0                      | 0                     |
| Canada                                      | e/ CAD   | 111,000,000              | 90,136,391            | 0                   | 0                     | 111,000,000                       | 111,000,000             | 90,136,391            | 0                      | 0                     | 111,000,000                     | 111,000,000             | 90,136,391            | 0                      | 0                     |
| Czech Republic                              | EUR      | 18,000                   | 25,454                | 0                   | 0                     | 18,000                            | 18,000                  | 25,454                | 0                      | 0                     | 18,000                          | 18,000                  | 25,454                | 0                      | 0                     |
| Denmark                                     | DKK      | 1,136,400,000            | 174,517,808           | 270,000,000         | 39,350,857            | 866,400,000                       | 866,400,000             | 135,166,951           | 0                      | 0                     | 866,400,000                     | 866,400,000             | 135,166,951           | 0                      | 0                     |
| Estonia                                     | EUR      | 1,000,000                | 1,143,500             | 0                   | 0                     | 1,000,000                         | 1,000,000               | 1,143,500             | 0                      | 0                     | 1,000,000                       | 1,000,000               | 1,143,500             | 0                      | 0                     |
| Finland                                     | EUR      | 44,598,282               | 55,745,337            | 0                   | 0                     | 44,598,282                        | 44,598,282              | 55,745,337            | 0                      | 0                     | 44,598,282                      | 44,598,282              | 55,745,337            | 0                      | 0                     |
| France                                      | EUR      | 75,850,000               | 85,391,492            | 0                   | 0                     | 75,850,000                        | 75,850,000              | 85,391,492            | 10,000,000             | 10,853,050            | 75,850,000                      | 75,850,000              | 85,391,492            | 0                      | 0                     |
| Germany                                     | EUR      | 424,000,000              | 508,771,318           | 0                   | 0                     | 424,000,000                       | 424,000,000             | 508,771,318           | 15,000,000             | 16,279,575            | 424,000,000                     | 424,000,000             | 508,771,318           | 0                      | 0                     |
| Hungary                                     | EUR      | 1,000,000                | 1,344,300             | 0                   | 0                     | 1,000,000                         | 1,000,000               | 1,344,300             | 0                      | 0                     | 1,000,000                       | 1,000,000               | 1,344,300             | 0                      | 0                     |
| Iceland                                     | USD      | 1,183,500                | 1,183,500             | 0                   | 0                     | 1,183,500                         | 1,183,500               | 1,183,500             | 0                      | 0                     | 1,183,500                       | 1,183,500               | 1,183,500             | 0                      | 0                     |
| Ireland                                     | f/ EUR   | 19,234,869               | 22,447,181            | 0                   | 0                     | 19,234,869                        | 19,234,869              | 22,447,181            | 0                      | 0                     | 19,234,869                      | 19,234,869              | 22,447,181            | 0                      | 0                     |
|   | USD      | 8,000,000                | 8,000,000             | 0                   | 0                     | 8,000,000                         | 8,000,000               | 8,000,000             | 0                      | 0                     | 8,000,000                       | 8,000,000               | 8,000,000             | 0                      | 0                     |
| Italy                                       | USD      | 3,000,000                | 3,000,000             | 0                   | 0                     | 3,000,000                         | 3,000,000               | 3,000,000             | 0                      | 0                     | 3,000,000                       | 3,000,000               | 3,000,000             | 0                      | 0                     |
| Japan                                       | USD      | 1,081,650                | 1,081,650             | 0                   | 0                     | 1,081,650                         | 1,081,650               | 1,081,650             | 0                      | 0                     | 1,081,650                       | 1,081,650               | 1,081,650             | 0                      | 0                     |
| Luxembourg                                  | f/ EUR   | 1,000,000                | 1,582,900             | 0                   | 0                     | 1,000,000                         | 1,000,000               | 1,582,900             | 0                      | 0                     | 1,000,000                       | 1,000,000               | 1,582,900             | 0                      | 0                     |
|   | USD      | 4,120,000                | 4,120,000             | 0                   | 0                     | 4,120,000                         | 4,120,000               | 4,120,000             | 0                      | 0                     | 4,120,000                       | 4,120,000               | 4,120,000             | 0                      | 0                     |
| Netherlands                                 | f/ EUR   | 80,200,000               | 100,307,203           | 25,000,000          | 27,132,624            | 55,200,000                        | 55,200,000              | 73,174,578            | 0                      | 0                     | 55,200,000                      | 55,200,000              | 73,174,578            | 0                      | 0                     |
|   | USD      | 100,200,000              | 100,200,000           | 0                   | 0                     | 100,200,000                       | 100,200,000             | 81,200,000            | 19,000,000             | 19,000,000            | 100,200,000                     | 100,200,000             | 81,200,000            | 19,000,000             | 19,000,000            |
| New Zealand                                 | NZD      | 8,100,000                | 5,808,840             | 0                   | 0                     | 8,100,000                         | 8,100,000               | 5,808,840             | 0                      | 0                     | 8,100,000                       | 8,100,000               | 5,808,840             | 0                      | 0                     |
| Norway                                      | f/ NOK   | 180,000,000              | 30,160,308            | 0                   | 0                     | 180,000,000                       | 180,000,000             | 30,160,308            | 0                      | 0                     | 180,000,000                     | 180,000,000             | 30,160,308            | 0                      | 0                     |
|   | USD      | 2,000,000                | 2,000,000             | 0                   | 0                     | 2,000,000                         | 2,000,000               | 2,000,000             | 0                      | 0                     | 2,000,000                       | 2,000,000               | 2,000,000             | 0                      | 0                     |
| Portugal                                    | EUR      | 50,000                   | 64,065                | 0                   | 0                     | 50,000                            | 50,000                  | 64,065                | 0                      | 0                     | 50,000                          | 50,000                  | 64,065                | 0                      | 0                     |
| Qatar                                       | USD      | 500,000                  | 499,970               | 0                   | 0                     | 500,000                           | 500,000                 | 499,970               | 0                      | 0                     | 500,000                         | 500,000                 | 499,970               | 0                      | 0                     |
| Romania                                     | EUR      | 150,000                  | 214,005               | 0                   | 0                     | 150,000                           | 150,000                 | 214,005               | 0                      | 0                     | 150,000                         | 150,000                 | 214,005               | 0                      | 0                     |
| Slovenia                                    | EUR      | 120,000                  | 132,176               | 0                   | 0                     | 120,000                           | 120,000                 | 132,176               | 0                      | 0                     | 120,000                         | 120,000                 | 132,176               | 0                      | 0                     |
| Spain                                       | EUR      | 1,354,185                | 1,773,184             | 0                   | 0                     | 1,354,185                         | 1,354,185               | 1,773,184             | 0                      | 0                     | 1,354,185                       | 1,354,185               | 1,773,184             | 0                      | 0                     |
| Sweden                                      | SEK      | 1,537,000,000            | 186,799,485           | 0                   | 0                     | 1,537,000,000                     | 1,537,000,000           | 186,799,485           | 0                      | 0                     | 1,537,000,000                   | 1,537,000,000           | 186,799,485           | 0                      | 0                     |
| Switzerland                                 | CHF      | 43,732,300               | 45,970,140            | 16,000,000          | g/ 17,759,032         | 27,732,300                        | 27,732,300              | 28,211,108            | 0                      | 0                     | 27,732,300                      | 27,732,300              | 28,211,108            | 0                      | 0                     |
| United Kingdom                              | GBP      | 122,000,000              | 186,839,800           | 0                   | 0                     | 122,000,000                       | 122,000,000             | 186,839,800           | 0                      | 0                     | 122,000,000                     | 122,000,000             | 186,839,800           | 0                      | 0                     |
| United States                               | USD      | 183,195,000              | 183,195,000           | 25,000,000          | 25,000,000            | 158,195,000                       | 158,195,000             | 158,195,000           | 0                      | 0                     | 158,195,000                     | 158,195,000             | 158,195,000           | 0                      | 0                     |
|   |          |                          | <u>2,095,409,844</u>  |                     |                       |                                   |                         | <u>1,880,885,586</u>  |                        |                       |                                 |                         | <u>1,880,885,586</u>  |                        | <u>46,132,624</u>     |

a/ Represents (1) the actual US dollar value of paid-in cash contributions and (2) June 30, 2023 value of pledges outstanding, contribution amounts pending FX, and unpaid amounts.

b/ Valued at the exchange rates available on - June 30, 2023

c/ Represents the (1) actual US dollar value of paid-in cash contributions and (2) June 30, 2023 value of contribution amount pending FX.

d/ Includes contribution of EUR 19.15 million from the Walloon Government of Belgium.

e/ Includes CAD 6 million received from the Government of Quebec.

f/ Contributions made in more than one currency.

g/ Represents Switzerland's pledge during COP27.

Table A5.2: LDCF Summary of Allocation, Commitments and Disbursements as of June 30, 2023 (in \$)

| Entity                                | Cumulative Net Amounts |                      |                      |                    |
|---------------------------------------|------------------------|----------------------|----------------------|--------------------|
|                                       | Approved Allocations   | Commitments          | Transfers            | Amount Due         |
|                                       | (1)                    | (2)                  | (3)                  | (4) = (2) - (3)    |
| <b>Projects</b>                       |                        |                      |                      |                    |
| ADB                                   | 39,276,007             | 30,135,177           | 13,182,400           | 16,952,777         |
| AfDB                                  | 163,518,465            | 145,645,277          | 94,878,870           | 50,766,407         |
| BOAD                                  | 2,050,000              | 50,000               | 0                    | 50,000             |
| CI                                    | 10,229,335             | 10,229,335           | 1,080,000            | 9,149,335          |
| FAO                                   | 216,734,511            | 203,751,178          | 118,603,181          | 85,147,997         |
| IBRD                                  | 94,511,610             | 84,511,610           | 69,312,092           | 15,199,518         |
| IFAD                                  | 69,818,002             | 56,025,582           | 43,553,065           | 12,472,517         |
| IUCN                                  | 14,114,679             | 9,617,325            | 3,000,000            | 6,617,325          |
| UNDP                                  | 745,795,517            | 683,820,349          | 536,886,485          | 146,933,865        |
| UNEP                                  | 187,166,521            | 175,644,375          | 110,000,000          | 65,644,375         |
| UNIDO                                 | 35,197,198             | 30,485,312           | 6,844,990            | 23,640,322         |
| WWF                                   | 9,770,643              | 9,770,643            | 391,338              | 9,379,305          |
| <i>Sub-total</i>                      | 1,588,182,488          | 1,439,686,163        | 997,732,421          | 441,953,742        |
| <b>Fees</b>                           |                        |                      |                      |                    |
| ADB                                   | 3,413,357              | 1,556,125            | 1,229,153            | 326,972            |
| AfDB                                  | 15,412,978             | 12,109,824           | 5,352,020            | 6,757,804          |
| BOAD                                  | 163,750                | 3,750                | 0                    | 3,750              |
| CI                                    | 920,642                | 167,838              | 167,838              | 0                  |
| FAO                                   | 20,801,189             | 13,952,948           | 13,509,762           | 443,186            |
| IBRD                                  | 9,182,628              | 8,115,596            | 7,237,564            | 878,032            |
| IFAD                                  | 7,265,289              | 5,083,092            | 4,981,442            | 101,650            |
| IUCN                                  | 1,270,319              | 683,155              | 400,000              | 283,155            |
| UNDP                                  | 72,632,839             | 61,999,278           | 61,949,778           | 49,500             |
| UNEP                                  | 18,536,410             | 15,988,744           | 15,969,744           | 19,000             |
| UNIDO                                 | 3,325,200              | 999,751              | 670,230              | 329,521            |
| WWF                                   | 879,358                | 229,608              | 147,023              | 82,585             |
| <i>Sub-total</i>                      | 153,803,959            | 120,889,709          | 111,614,554          | 9,275,155          |
| <b>Corporate Budget <sup>a/</sup></b> |                        |                      |                      |                    |
| Secretariat                           | 14,776,347             | 14,776,347           | 14,776,347           | 0                  |
| Evaluation                            | 476,098                | 476,098              | 476,098              | 0                  |
| STAP                                  | 1,273,405              | 1,273,405            | 1,273,405            | 0                  |
| Trustee                               | 5,234,732              | 5,234,732            | 5,234,732            | 0                  |
| <i>Sub-total</i>                      | 21,760,581             | 21,760,581           | 21,760,581           | 0                  |
| <b>Total for LDCF</b>                 | <b>1,763,747,027</b>   | <b>1,582,336,452</b> | <b>1,131,107,556</b> | <b>451,228,897</b> |

a/ Includes amounts allocated to cover administrative expenses to manage the LDCF and Corporate activities, including annual audit.

Table A5.3: LDCF for Climate Change Schedule of Funds Available updated as of June 30, 2023

| Trust Fund for Least Developed Countries Fund for Climate Change<br>Schedule of Funds Available as of<br>June 30, 2023 |             | (in USDeq.)                  |
|--|-------------|------------------------------|
| <b><u>1. Funds held in Trust</u></b>   |             | <b>856,988,956</b> <i>a/</i> |
| Cash and investments   | 856,988,956 |                              |
| Promissory notes   | 0           |                              |
| <b><u>2. Restricted Funds</u></b>  |             | <b>0</b>                     |
| Reserve to cover foreign exchange rate fluctuations  | 0           |                              |
| Set aside for approved activities pending requirements   | 0           |                              |
| <b>3. Funds held in Trust with no restrictions ( 3 = 1 - 2 )</b>   |             | <b>856,988,956</b>           |
| <b><u>4. Approved Amounts pending disbursement</u></b>   |             | <b>697,455,902</b>           |
| Amounts Trustee Committed  | 451,730,897 |                              |
| Amounts pending Council/CEO approval and/or CEO endorsement  | 245,553,127 |                              |
| Umbrella Set-aside   | 171,879     |                              |
| <b>5. Funds Available for Council/CEO approval and/or CEO endorsement ( 5 = 3 - 4 )</b>                                |             | <b><u>159,533,054</u></b>    |

*a/* Amounts pending FX are valued at exchange rate as of June 30, 2023.



Table A5.4: SCCF Status of Pledges and Contributions as of June 30, 2023

Special Climate Change Fund  
Status of Pledges and Contributions as of  
June 30, 2023

| 1                        | Total Pledges Outstanding and Contributions |                          |                    | Pledges Outstanding |                   | Contribution Agreements Finalized |                         |                    |                        |                  |
|--------------------------|---|--------------------------|--------------------|---------------------|-------------------|-----------------------------------|-------------------------|--------------------|------------------------|------------------|
|                          | Finalized a/                                |                          |                    |                     |                   | Paid (Receipts)                   |                         |                    | Unpaid                 |                  |
|                          | 2   | 3 = 5 + 7                | 4 = 6 + 9 + 11     | 5                   | 6                 | 7 = 8 + 10                        | 8                       | 9                  | 10                     | 11               |
| Contributing Participant | Currency                                    | Total Amount in Currency | USDeq. b/          | Amount in Currency  | USDeq. c/         | Total Contribution in Currency    | Amount Paid in Currency | USDeq. d/          | Amount Due in Currency | USDeq. c/        |
| Belgium                  | EUR   | 31,000,000               | 41,213,100         | 0                   | 0                 | 31,000,000                        | 31,000,000              | 41,213,100         | 0                      | 0                |
| Canada                   | CAD   | 13,500,000               | 12,894,703         | 0                   | 0                 | 13,500,000                        | 13,500,000              | 12,894,703         | 0                      | 0                |
|                          | USD   | 1,391,769                | 1,391,769          | 0                   | 0                 | 1,391,769                         | 1,391,769               | 1,391,769          | 0                      | 0                |
| Denmark                  | DKK   | 125,000,000              | 19,872,356         | 40,000,000 g/       | 5,829,757         | 85,000,000                        | 85,000,000              | 14,042,599         | 0                      | 0                |
| Finland                  | e/ EUR                                      | 13,870,000               | 17,945,939         | 0                   | 0                 | 13,870,000                        | 13,870,000              | 17,945,939         | 0                      | 0                |
|                          | USD   | 367,592                  | 367,592            | 0                   | 0                 | 367,592                           | 367,592                 | 367,592            | 0                      | 0                |
| Germany                  | EUR   | 100,017,000              | 131,307,916        | 10,000,000 g/       | 10,853,050        | 90,017,000                        | 90,017,000              | 120,454,867        | 0                      | 0                |
| Ireland                  | EUR   | 2,000,000                | 2,154,700          | 0                   | 0                 | 2,000,000                         | 2,000,000               | 2,154,700          | 0                      | 0                |
|                          | USD   | 2,125,000                | 2,125,000          | 0                   | 0                 | 2,125,000                         | 2,125,000               | 2,125,000          | 0                      | 0                |
| Italy                    | USD   | 10,000,000               | 10,000,000         | 0                   | 0                 | 10,000,000                        | 5,000,000               | 5,000,000          | 5,000,000 f/           | 5,000,000        |
| Netherlands              | EUR   | 2,400,000                | 3,128,880          | 0                   | 0                 | 2,400,000                         | 2,400,000               | 3,128,880          | 0                      | 0                |
| Norway                   | NOK   | 198,000,000              | 34,592,632         | 0                   | 0                 | 198,000,000                       | 198,000,000             | 34,592,632         | 0                      | 0                |
| Portugal                 | EUR   | 1,070,000                | 1,299,099          | 0                   | 0                 | 1,070,000                         | 1,070,000               | 1,299,099          | 0                      | 0                |
| Slovenia                 | EUR   | 70,000                   | 75,831             | 0                   | 0                 | 70,000                            | 70,000                  | 75,831             | 0                      | 0                |
| Spain                    | EUR   | 9,000,000                | 12,349,100         | 0                   | 0                 | 9,000,000                         | 9,000,000               | 12,349,100         | 0                      | 0                |
| Sweden                   | SEK   | 40,000,000               | 6,120,153          | 0                   | 0                 | 40,000,000                        | 40,000,000              | 6,120,153          | 0                      | 0                |
| Switzerland              | e/ CHF                                      | 26,462,500               | 27,449,068         | 9,692,300 g/        | 10,757,867        | 16,770,200                        | 16,770,200              | 16,691,202         | 0                      | 0                |
|                          | USD   | 400,000                  | 399,973            | 0                   | 0                 | 400,000                           | 400,000                 | 399,973            | 0                      | 0                |
| United Kingdom           | GBP   | 12,500,000               | 21,659,467         | 0                   | 0                 | 12,500,000                        | 12,500,000              | 21,659,467         | 0                      | 0                |
| United States            | USD   | 50,000,000               | 50,000,000         | 0                   | 0                 | 50,000,000                        | 50,000,000              | 50,000,000         | 0                      | 0                |
|                          |   |                          | <u>396,347,280</u> |                     | <u>27,440,673</u> |                                   |                         | <u>363,906,607</u> |                        | <u>5,000,000</u> |

a/ Pledged contributions are made towards the Program for Adaptation and for the Transfer of Technology.

b/ Represents (1) the actual US dollar value of paid-in cash contributions and (2) June 30, 2023 value of outstanding pledges and unpaid amounts.

c/ Valued at the exchange rates available on - June 30, 2023

d/ Represents the actual US dollar value of paid-in cash contributions.

e/ Contributions made in more than one currency.

f/ Represents past due contribution.

g/ Represents pledges during COP27.

Table A5.5: SCCF Status of Contributions by Program as of June 30, 2023 (amount in USD eq. Million)

| Contributing Participant               | Currency | Total Contributions | Contribution Agreements Finalized |                         |              |                        |           |
|--|----------|---------------------|-----------------------------------|-------------------------|--------------|------------------------|-----------|
|  |          |                     | a/                                | Paid (Receipts)         |              | Unpaid                 |           |
|  |          |                     |                                   | Amount Paid in Currency | USDeq. b/    | Amount Due in Currency | USDeq. c/ |
| <b>Program for Adaptation</b>          |          |                     |                                   |                         |              |                        |           |
| Canada                                 | CAD      | 11,000,000.00       | 11,000,000.00                     | 10,342,172.34           | -            | -                      |           |
| Denmark                                | DKK      | 75,000,000.00       | 75,000,000.00                     | 12,234,222.30           | -            | -                      |           |
| Finland                                | d/ USD   | 367,592.15          | 367,592.15                        | 367,592.15              | -            | -                      |           |
|  | EUR      | 13,520,000.00       | 13,520,000.00                     | 17,524,574.04           | -            | -                      |           |
| Germany                                | EUR      | 90,017,000.00       | 90,017,000.00                     | 120,454,866.68          | -            | -                      |           |
| Ireland                                | d/ USD   | 1,275,000.00        | 1,275,000.00                      | 1,275,000.00            | -            | -                      |           |
|  | EUR      | 2,000,000.00        | 2,000,000.00                      | 2,154,700.00            | -            | -                      |           |
| Italy                                  | USD      | 5,000,000.00        | 0.00                              | 0.00                    | 5,000,000.00 | e/ 5,000,000.00        |           |
| Netherlands                            | EUR      | 2,400,000.00        | 2,400,000.00                      | 3,128,880.01            | -            | -                      |           |
| Norway                                 | NOK      | 181,500,000.00      | 181,500,000.00                    | 31,591,093.62           | -            | -                      |           |
| Portugal                               | EUR      | 1,070,000.00        | 1,070,000.00                      | 1,299,098.99            | -            | -                      |           |
| Slovenia                               | EUR      | 70,000.00           | 70,000.00                         | 75,831.00               | -            | -                      |           |
| Spain                                  | EUR      | 8,000,000.00        | 8,000,000.00                      | 11,050,100.00           | -            | -                      |           |
| Sweden                                 | SEK      | 37,000,000.00       | 37,000,000.00                     | 5,690,107.33            | -            | -                      |           |
| Switzerland                            | d/ CHF   | 11,020,200.00       | 11,020,200.00                     | 11,014,240.17           | -            | -                      |           |
|  | USD      | 400,000.00          | 400,000.00                        | 399,973.00              | -            | -                      |           |
| United Kingdom                         | GBP      | 12,500,000.00       | 12,500,000.00                     | 21,659,466.80           | -            | -                      |           |
| United States                          | USD      | 50,000,000.00       | 50,000,000.00                     | 50,000,000.00           | -            | -                      |           |
|  |          |                     |                                   | <b>300,261,918.43</b>   |              | <b>5,000,000.00</b>    |           |
| <b>Program for Technology Transfer</b> |          |                     |                                   |                         |              |                        |           |
| Belgium                                | EUR      | 31,000,000.00       | 31,000,000.00                     | 41,213,100.00           | -            | -                      |           |
| Canada                                 | d/ CAD   | 2,500,000.00        | 2,500,000.00                      | 2,552,531.09            | -            | -                      |           |
|  | USD      | 2,500,000.00        | 1,391,769.32                      | 1,391,769.32            | -            | -                      |           |
| Denmark                                | DKK      | 10,000,000.00       | 10,000,000.00                     | 1,808,376.97            | -            | -                      |           |
| Finland                                | EUR      | 350,000.00          | 350,000.00                        | 421,365.00              | -            | -                      |           |
| Ireland                                | USD      | 850,000.00          | 850,000.00                        | 850,000.00              | -            | -                      |           |
| Italy                                  | USD      | 5,000,000.00        | 5,000,000.00                      | 5,000,000.00            | -            | -                      |           |
| Norway                                 | NOK      | 16,500,000.00       | 16,500,000.00                     | 3,001,538.55            | -            | -                      |           |
| Spain                                  | EUR      | 1,000,000.00        | 1,000,000.00                      | 1,299,000.00            | -            | -                      |           |
| Sweden                                 | SEK      | 3,000,000.00        | 3,000,000.00                      | 430,045.87              | -            | -                      |           |
| Switzerland                            | CHF      | 5,462,500.00        | 5,750,000.00                      | 5,676,961.60            | -            | -                      |           |
|  |          |                     |                                   | <b>63,644,688.40</b>    |              | -                      |           |
| <b>TOTAL</b>                           |          |                     |                                   | <b>363,906,606.83</b>   |              | <b>5,000,000.00</b>    |           |

a/ Represents (1) the actual US dollar value of paid-in cash contributions and (2) June 30, 2023 value of amount pending FX.

b/ Represents the actual US dollar value of paid-in cash contributions.

c/ Valued at the exchange rates available on June 30, 2023.

d/ Contributions made in more than one currency.

e/ Represents past due amount.

**Table A5.6: SCCF Summary of Allocations, Commitments and Disbursements as of June 30, 2023 (in \$)**  
**Special Climate Change Fund**  
**Summary of Allocations, Commitments and Transfers**  
**as of June 30, 2023**  
**(in USD)**

| Entity                     | Cumulative Net Amounts    |                           |                           |                          |
|----------------------------|---------------------------|---------------------------|---------------------------|--------------------------|
|                            | Approved Allocations      | Commitments               | Transfers                 | Amount Due               |
|                            | (1)                       | (2)                       | (3)                       | (4) = (2) - (3)          |
| <b>Projects</b>            |                           |                           |                           |                          |
| ADB                        | 10,831,531                | 10,831,531                | 8,190,066                 | 2,641,465                |
| AfDB                       | 12,084,778                | 12,084,778                | 8,975,000                 | 3,109,778                |
| CAFVE                      | 8,961,121                 | 8,961,121                 | 8,961,121                 | 0                        |
| CI                         | 4,020,067                 | 4,020,067                 | 3,102,636                 | 917,431                  |
| EBRD                       | 16,137,943                | 16,137,943                | 15,937,943                | 200,000                  |
| FAO                        | 22,280,790                | 22,280,790                | 21,494,735                | 786,055                  |
| IADB                       | 6,032,250                 | 6,032,250                 | 6,032,250                 | 0                        |
| IBRD                       | 85,032,882                | 82,255,104                | 73,168,084                | 9,087,020                |
| IFAD                       | 37,508,110                | 37,508,110                | 37,508,110 b/             | 0                        |
| UNDP                       | 80,807,882                | 80,807,882                | 80,807,882 b/             | 0                        |
| UNEP                       | 31,368,101                | 31,368,101                | 30,276,549                | 1,091,552                |
| UNIDO                      | 7,856,228                 | 6,558,069                 | 3,797,464                 | 2,760,605                |
| WWF                        | 1,651,376                 | 1,651,376                 | 641,188                   | 1,010,188                |
| <i>Sub-total</i>           | <u>324,573,058</u>        | <u>320,497,121</u>        | <u>298,893,027</u>        | <u>21,604,094</u>        |
| <b>Fees</b>                |                           |                           |                           |                          |
| ADB                        | 1,111,252                 | 1,031,724                 | 1,031,724                 | 0                        |
| AfDB                       | 1,134,137                 | 1,134,137                 | 525,000                   | 609,137                  |
| CAFVE                      | 527,432                   | 527,432                   | 527,432                   | 0                        |
| CI                         | 362,064                   | 279,495                   | 279,495                   | 0                        |
| EBRD                       | 1,581,831                 | 1,581,831                 | 1,562,831                 | 19,000                   |
| FAO                        | 1,888,301                 | 1,838,340                 | 1,828,840                 | 9,500                    |
| IADB                       | 603,225                   | 603,225                   | 603,225                   | 0                        |
| IBRD                       | 8,978,316                 | 8,844,983                 | 8,844,983                 | 0                        |
| IFAD                       | 3,794,135                 | 3,747,286                 | 3,747,286                 | 0                        |
| UNDP                       | 7,953,252                 | 7,953,252                 | 7,953,252                 | 0                        |
| UNEP                       | 3,131,289                 | 3,027,592                 | 3,027,592                 | 0                        |
| UNIDO                      | 746,096                   | 349,365                   | 344,032                   | 5,333                    |
| WWF                        | 148,623                   | 148,623                   | 148,623                   | 0                        |
| <i>Sub-total</i>           | <u>31,959,953</u>         | <u>31,067,285</u>         | <u>30,424,315</u>         | <u>642,970</u>           |
| <b>Corporate Budget a/</b> |                           |                           |                           |                          |
| Secretariat                | 7,134,668                 | 7,134,668                 | 7,134,668                 | 0                        |
| Evaluation                 | 594,666                   | 594,666                   | 594,666                   | 0                        |
| STAP                       | 1,261,380                 | 1,261,380                 | 1,261,380                 | 0                        |
| Trustee                    | 2,669,175                 | 2,669,175                 | 2,669,175                 | 0                        |
| <i>Sub-total</i>           | <u>11,659,889</u>         | <u>11,659,889</u>         | <u>11,659,889</u>         | <u>0</u>                 |
| <b>Total for SCCF</b>      | <b><u>368,192,900</u></b> | <b><u>363,224,295</u></b> | <b><u>340,977,232</u></b> | <b><u>22,247,064</u></b> |

a/ Includes amounts allocated to cover administrative expenses to manage the SCCF and Corporate activities, including annual audit.

b/ Includes amounts expected to return to the trustee related to project cancellations

Table A5.7: SCCF Schedule of Funds Available updated as of June 30, 2023

(in USDeq.)

| <u>Program for Adaptation</u>  |            |                      |
|--|------------|----------------------|
| <b>1. Funds held in Trust</b>  |            | 32,074,974 <i>a/</i> |
| Cash and investments   | 32,074,974 |                      |
| Promissory notes   | 0          |                      |
| <b>2. Restricted Funds</b>   |            | 0                    |
| Reserve to cover foreign exchange rate fluctuations  | 0          |                      |
| Set aside for approved activities pending requirements                                       | 0          |                      |
| <b>3. Funds held in Trust with no restrictions ( 3 = 1 - 2 )</b>                             |            | 32,074,974           |
| <b>4. Approved Amounts pending disbursement</b>  |            | 16,157,440           |
| Amounts Trustee Committed  | 14,591,270 |                      |
| Amounts pending Council/CEO approval and/or CEO endorsement                                  | 1,566,170  |                      |
| Umbrella Set-aside   | 0          |                      |
| <b>5. Funds Available for Council/CEO approval and/or CEO endorsement ( 5 = 3 - 4 )</b>      |            | <b>15,917,534</b>    |
| <u>Program for Transfer of Technology</u>  |            |                      |
| <b>6. Funds held in Trust</b>  |            | 17,478,614 <i>a/</i> |
| Cash and investments   | 17,478,614 |                      |
| Promissory notes   | -          |                      |
| <b>7. Restricted Funds</b>   |            | -                    |
| Reserve to cover foreign exchange rate fluctuations  | -          |                      |
| Set aside for approved activities pending requirements                                       | -          |                      |
| <b>8. Funds held in Trust with no restrictions ( 8 = 6 - 7 )</b>                             |            | 17,478,614           |
| <b>9. Approved Amounts pending disbursement</b>  |            | 8,048,487            |
| Amounts Trustee Committed  | 7,557,163  |                      |
| Amounts pending Council/CEO approval and/or CEO endorsement                                  | 491,324    |                      |
| <b>10. Funds Available for Council/CEO approval and/or CEO endorsement ( 10 = 8 - 9 )</b>    |            | <b>9,430,127</b>     |
| <b>Total SCCF Funds Available for Council/CEO approval and/or CEO endorsement ( 5 + 10 )</b> |            | <b>25,347,661</b>    |
| <i>a/</i> Amounts pending FX are valued at exchange rate as of June 30, 2023.                |            |                      |

ANNEX 6: STATUS REPORT ON THE CBIT TRUST FUND FOR FY23 <sup>161</sup>

**Table A6.1: CBIT Status of Contributions as of June 30, 2023**  
(amount in USD eq. Million)

| Contributing Participant | Currency | Contribution in Currency | Paid (Receipts)         |                          |
|--------------------------|----------|--------------------------|-------------------------|--------------------------|
|                          |          |                          | Amount Paid-in Currency | Amount Paid-in USDeq. a/ |
| Australia                | AUD      | 2,000,000                | 2,000,000               | 1,533,282                |
| Belgium                  | EUR      | 400,000                  | 400,000                 | 470,240                  |
| Canada                   | CAD      | 5,000,000                | 5,000,000               | 3,710,230                |
| Germany                  | EUR      | 10,000,000               | 10,000,000              | 10,589,000               |
| Ireland                  | USD      | 385,000                  | 385,000                 | 385,000                  |
| Italy                    | EUR      | 4,000,000                | 4,000,000               | 4,312,000                |
| Japan                    | USD      | 5,000,000                | 5,000,000               | 5,000,000                |
| Netherlands              | EUR      | 1,000,000                | 1,000,000               | 1,040,400                |
| New Zealand              | NZD      | 130,000                  | 130,000                 | 92,781                   |
| Norway                   | NOK      | 9,000,000                | 9,000,000               | 1,090,130                |
| Sweden                   | SEK      | 30,000,000               | 30,000,000              | 3,223,207                |
| Switzerland              | CHF      | 1,000,000                | 1,000,000               | 1,000,641                |
| United Kingdom           | GBP      | 11,000,000               | 11,000,000              | 14,267,691               |
| United States            | USD      | 14,876,543               | 14,876,543              | 14,876,543               |
|                          |          |                          |                         | 61,591,145               |

a/ Represents the actual US dollar value of paid-in cash contributions

<sup>161</sup> This status report was provided by the Trustee of the CBIT Trust Fund (World Bank). The GEF Secretariat did not edit this report.

**Table A6.2: CBIT TF Schedule of Funds Available updated as of June 30, 2023**

| Trust Fund for Capacity Building Initiative for Transparency                            |            |                         |
|---|------------|-------------------------|
| Schedule of Funds Available as of   |            |                         |
| June 30, 2023   |            |                         |
|   |            | (in USDeq.)             |
| <b><u>1. Funds held in Trust</u></b>  |            |                         |
| Cash and investments  | 14,787,246 | <b>14,787,246</b>       |
| <b><u>2. Approved Amounts pending disbursement</u></b>                                  |            |                         |
| Amounts Trustee Committed   | 11,273,596 |                         |
| Amounts pending Council/CEO approval and/or CEO endorsement                             | 128,500    |                         |
| <b><u>3. Admin Budget Estimated for FY25</u> a/</b>                                     |            | <b>436,000</b>          |
| <b>4. Funds Available for Council/CEO approval and/or CEO endorsement (4 = 1 -2 -3)</b> |            | <b><u>2,949,150</u></b> |
| a/ FY25 amount is based on estimates.   |            |                         |