



Distr.: General
16 September 2021
Arabic
Original: English

الاتفاقية الإطارية بشأن تغير المناخ



مؤتمر الأطراف

الدورة السادسة والعشرون

غلاسكو، من 31 تشرين الأول/أكتوبر إلى 12 تشرين الثاني/نوفمبر 2021

البند 8(د) من جدول الأعمال المؤقت

المسائل المتعلقة بالتمويل

تقرير مرفق البيئة العالمية المقدم إلى مؤتمر الأطراف والإرشادات الموجهة

إلى مرفق البيئة العالمية (عن عامي 2020 و2021)

تقرير مرفق البيئة العالمية المقدم إلى مؤتمر الأطراف

مذكرة من الأمانة*

- 1- اعتمد مؤتمر الأطراف، بموجب المقرر 12/م أ-2، مذكرة تفاهم بين مؤتمر الأطراف ومجلس مرفق البيئة العالمية ومن ثم جعلها سارية المفعول. وتتص المذكرة، في جملة أمور، على أن تتاح التقارير السنوية لمرفق البيئة العالمية لمؤتمر الأطراف من خلال أمانة الاتفاقية.
- 2- واستجابة لذلك المقترضى، قَدِّمت أمانة مرفق البيئة العالمية في 9 آب/أغسطس 2021 التقرير الوارد في المرفق. وهو مستنسخ هنا بالصيغة التي قُدِّم بها.
- 3- وتتص مذكرة التفاهم على أن يقرر مؤتمر الأطراف، عملاً بالفقرة 1 من المادة 11 من الاتفاقية، سياسات الآلية المالية وأولوياتها البرنامجية ومعايير الأهلية المتعلقة بالاتفاقية، وأن تعمل الآلية تحت إرشاد مؤتمر الأطراف وتكون مسؤولة أمامه.
- 4- وتتص المذكرة كذلك على أن يبلغ مؤتمر الأطراف، بعد كل دورة من دوراته، مجلس مرفق البيئة العالمية بأي إرشاد يتعلق بالسياسة العامة يقره المؤتمر بشأن الآلية.

* تقرر نشر هذه الوثيقة بعد تاريخ النشر المعتاد لظروفٍ خارجة عن إرادة الجهة التي قدمتها.



Blank page

Annex

[English only]



**REPORT OF THE GLOBAL ENVIRONMENT FACILITY TO THE
TWENTY-SIXTH SESSION OF THE CONFERENCE OF THE PARTIES TO THE
UNITED NATIONS FRAMEWORK CONVENTION ON CLIMATE CHANGE**

Reporting period: July 1, 2020 to June 30, 2021

REVISED

August 5, 2021

TABLE OF CONTENTS

LIST OF TABLES.....	5
LIST OF FIGURES.....	6
ABBREVIATIONS AND ACRONYMS	7
Executive Summary	10
Introduction.....	20
Part I: GEF’s Response to the COP Guidance	21
1. The Paris Agreement, COP 25 and CMA 2 Decisions and Conclusions of SBI 51, SBI 50, SBSTA 51 and SBSTA 50	21
2. Engagement with the UNFCCC.....	38
Part II: GEF Initiatives.....	41
1. COVID-19 Pandemic Response.....	41
2. Integrated Approach to Programming.....	43
3. Private Sector Engagement.....	44
4. Nature-based Solutions.....	46
5. Complementarity in Climate Finance and Long-Term Vision.....	48
6. Gender Equality	49
7. GEF Replenishment Process.....	51
Part III: GEF Achievements	54
1. Climate Change Mitigation.....	54
2. GEF Small Grants Program	62
3. Climate Change Adaptation	65
4. Capacity-building Initiative for Transparency.....	80
5. Technology Transfer.....	87
6. Enabling Activities and Capacity Building	92
Part IV: Evaluations by the GEF Independent Evaluation Office.....	98
Annex 1: GEF-7 Funding Envelopes and Allocations.....	103
Annex 2: List of FY21 Projects and Programs under the GEF Trust Fund.....	108
Annex 3: List of FY21 Projects and Programs under the LDCF and the SCCF	126
Annex 4: Regional and Global Climate Technology Activities.....	138
Annex 5: National Climate Technology Activities.....	148
Annex 6: Status Report on the LDCF and the SCCF for FY21.....	170
Annex 7: Status Report on the CBIT Trust Fund for FY21	179

LIST OF TABLES

Table 1: Decisions Adopted by the UNFCCC COP 25 and CMA 2, Conclusions of SBI 51 and 50 and SBSTA 51 and 50, and GEF Response	21
Table 2: Cumulative GEF Projects on Climate Change Mitigation by Region	55
Table 3: GEF Projects on Climate Change Mitigation by Phase	56
Table 4: GEF Funding for Project and Programs with Climate Change Mitigation Components	60
Table 5: Expected Results from Project and Programs Approved in the Reporting Period	60
Table 6: Core Indicators for the LDCF and the SCCF (2018-2022)	66
Table 7: Regional Distribution of Projects and Programs Approved under the LDCF in the Reporting Period.....	68
Table 8: Agency Distribution of Projects and Programs Approved under the LDCF in the Reporting Period.....	69
Table 9: Regional Distribution of Projects and Programs Approved under the SCCF in the Reporting Period.....	74
Table 10: Challenge Program for Adaptation Innovation Project Concepts Selected as at June 30, 2021	77
Table 11: GEF Projects for Climate Technology Transfer and Financing Centers and the CTCN	89
Table 12: Cumulative GEF Trust Fund Enabling Activities Projects by Region	92
Table 13: GEF Trust Fund Enabling Activities Projects by Phase	93

LIST OF FIGURES

Figure 1: Cumulative GEF Projects on Climate Change Mitigation by Sector^a58

Figure 2: Annual and Cumulative Funding Approvals under the LDCF (as at June 30, 2021) 67

Figure 3: Cumulative Regional Distribution of Projects and Programs Approved under the LDCF
(as at June 30, 2021) 68

Figure 4: Cumulative Agency Distribution of Projects and Programs Approved under the LDCF
(as at June 30, 2021) 69

Figure 5: Cumulative Regional Distribution of Projects Approved under the SCCF-A
(as at June 30, 2021) 72

Figure 6: Cumulative Regional Distribution of Projects Approved under the SCCF-B
(as at June 30, 2021) 72

Figure 7: Cumulative Agency Distribution of Projects and Programs Approved under the SCCF
(as at June 30, 2021) 73

Figure 8: Project Status of CBIT Portfolio by Fiscal Year (FY17 to FY21)..... 82

Figure 9: CBIT Project Priorities per Type of Activity (as at June 30, 2021)..... 84

ABBREVIATIONS AND ACRONYMS

ADB	Asian Development Bank
AfDB	African Development Bank
AFOLU	Agriculture, Forestry and Other Land Use
AILAC	Independent Association of Latin America and the Caribbean
AMP	Africa Minigrids Program
BTR	Biennial Transparency Report
BUR	Biennial Update Report
C40	Cities Climate Leadership Group
CAF	Development Bank of Latin America
CBA	Community-based adaptation
CBD	Convention on Biological Diversity
CBIT	Capacity-building Initiative for Transparency
CBIT TF	Capacity-building Initiative for Transparency Trust Fund
CBO	Community-based Organization
CCA	Climate Change Adaptation
CCM	Climate Change Mitigation
CEIT	Countries with Economy in Transition
CEO	Chief Executive Officer
CGI	Consultative Group of Experts
CI	Conservation International
CMA	Conference of the Parties serving as the Meeting of the Parties to the Paris Agreement
CO ₂ eq	Carbon Dioxide Equivalent
COP	Conference of the Parties
CSO	Civil Society Organization
CSP	Country Support Program
CTCN	Climate Technology Centre and Network
EA	Enabling Activity
EbA	Ecosystem-based Adaptation
EBRD	European Bank for Reconstruction and Development
ECA	Eastern Europe and Central Asia
ECOWAS	Economic Community of West African States
ECW	Expanded Constituency Workshop
EST	Environmentally Sound Technology
ETF	Enhanced Transparency Framework
EU	European Union
FAO	Food and Agriculture Organization of the United Nations
FINTECC	Finance and Technology Transfer Centre for Climate Change
FOLUR	Food Systems, Land Use and Restoration
FSP	Full-sized Project
FY	Fiscal Year
GACMO	Greenhouse Gas Abatement Cost Model
GCA	Global Commission on Adaptation
GCF	Green Climate Fund
GEF	Global Environment Facility
GEFTF	Global Environment Facility Trust Fund
GGP	GEF Gender Partnership
GHG	Greenhouse Gas
GHGI	Greenhouse Gas Inventory
GHGMI	Greenhouse Gas Management Institute
GLEAM	Global Livestock Environment Assessment Model
GRP	Global Resilience Partnership
GSP	Global Support Program
HCFC	Hydro-chlorofluorocarbon
HFC	Hydrofluorocarbon
IAP	Integrated Approach Pilot
ICAT	Initiative for Climate Action Transparency

IDB	Inter-American Development Bank
IEO	Independent Evaluation Office
IFAD	International Fund for Agricultural Development
IFC	International Finance Corporation
IGES	Institute for Global Environmental Strategies
INDC	Intended Nationally Determined Contribution
IP	Impact Program
IPCC	Intergovernmental Panel on Climate Change
IUCN	International Union for Conservation of Nature
LAC	Latin America and the Caribbean
LCT	Low-carbon Technology
LDC	Least Developed Country
LDCF	Least Developed Countries Fund
LDN	Land Degradation Neutrality
LEAP	Low Emissions Analysis Platform
LEG	Least-developed Countries Expert Group
LTV	Long-term Vision
MFA	Multi-focal Area
MIT	Massachusetts Institute of Technology
MoU	Memorandum of Understanding
MRV	Measurement, Reporting and Verification
MSME	Micro, Small and Medium Enterprise
MSP	Medium-sized Project
MSW	Municipal Solid Waste
Mt	Megaton (10 ⁶ tons)
MTF	Multi-trust Fund
MTR	Mid-term Review
NAP	National Adaptation Plan
NAPA	National Adaptation Program of Action
NBI	Nature-based Infrastructure
NbS	Nature-based Solutions
NC	National Communication
NDC	Nationally Determined Contribution
NDE	National Designated Entity
NFMS	National Forest Monitoring System
NGI	Non-grant Instrument
NGO	Non-governmental Organization
ODS	Ozone-depleting Substance
OFP	Operational Focal Point
OPS	Overall Performance Study
PFAN	Private Financing Advisory Network
PFD	Project Framework Document
PIF	Project Identification Form
PIR	Project Implementation Report
PPG	Project Preparation Grant
PSES	Private Sector Engagement Strategy
PSP	Poznan Strategic Program on Technology Transfer
REDD+	Reducing Emissions from Deforestation and Forest Degradation and the role of conservation, sustainable management of forests and enhancement of forest carbon stocks in developing countries
SBI	Subsidiary Body for Implementation
SBSTA	Subsidiary Body for Scientific and Technological Advice
SCCE	Strategic Country Cluster Evaluation
SCCF	Special Climate Change Fund
SCCF-A	Special Climate Change Fund Adaptation Program
SCCF-B	Special Climate Change Fund Program for Technology Transfer
SCF	Standing Committee on Finance
SDGs	Sustainable Development Goals
SES	Stakeholder Empowerment Series

SFM	Sustainable Forest Management
SGP	Small Grants Program
SIDS	Small Island Developing State
SLM	Sustainable Land Management
SME	Small and Medium Enterprise
SOFF	Systematic Observations Financing Facility
SPA	Strategic Priority on Adaptation
STAP	Scientific, Technical and Advisory Panel
STAR	System for Transparent Allocation of Resources
TAG	Technical Advisory Group
TAP	Technology Action Plan
TEC	Technology Executive Committee
TER	Terminal Evaluation Report
TNA	Technology Needs Assessment
UN-OHRLS	United Nations Office of the High Representative for the Least Developed Countries, Landlocked Developing Countries and Small Island Developing States
UNCCD	United Nations Convention to Combat Desertification
UNDESA	United Nations Department of Economic and Social Affairs
UNDP	United Nations Development Programme
UNEP	United Nations Environment Programme
UNFCCC	United Nations Framework Convention on Climate Change
UNIDO	United Nations Industrial Development Organization
WBCSD	World Business Council for Sustainable Development
WFP	World Food Programme
WHO	World Health Organization
WMO	World Meteorological Organization
WRI	World Resources Institute
WWF	World Wildlife Fund

EXECUTIVE SUMMARY

1. The Global Environment Facility (GEF), as an operating entity of the Financial Mechanism of the United Nations Framework Convention on Climate Change (UNFCCC, or the Convention), provides financing to country-driven climate change mitigation (CCM) and climate change adaptation (CCA) projects. The Paris Agreement and related Conference of the Parties (COP) decisions affirmed the role and contributions of the GEF to address climate change as part of the Financial Mechanism of the Convention. In particular, the GEF, as well as the Least Developed Countries Fund (LDCF) and the Special Climate Change Fund (SCCF), along with the Green Climate Fund (GCF), were designated to serve the Paris Agreement.
2. This document covers the reporting period from July 1, 2020 to June 30, 2021 and complements the GEF report to COP 26 submitted on September 30, 2020, covering the period from July 1, 2019 to June 30, 2020.

GEF's Response to the COVID-19 pandemic

3. As governments have striven to find the best ways to cope with the COVID-19 pandemic's massive impact on the societies, the GEF has worked with countries and Agencies to ensure that the support for climate change priorities continues to be provided, with the approval of 98 projects and programs from the GEF Trust Fund (GEETF) and 16 projects from the LDCF by the respective Councils in December 2020 and June 2021. The GEF developed a guidance framework that has helped project proponents to identify risks and opportunities related to the pandemic and incorporate them into project design and preparation. The GEF Secretariat has reviewed the projects for consideration by the Councils in accordance with this guidance framework. Furthermore, the GEF granted two extensions of project submission deadlines to allow for more flexibility in project preparation and avoid unnecessary cancellations, as Agencies and their national counterparts moved to work online.
4. The GEF has initiated the eighth replenishment (GEF-8) process in early 2021, which is expected to be completed by the spring of 2022. In addition, discussions to develop the GEF Programming Strategy on Adaptation to Climate Change for the LDCF and the SCCF for July 2022 to June 2026 have been initiated at the 30th LDCF/SCCF Council meeting in June 2021. The GEF's contribution to a green and blue post-COVID-19 recovery is expected to be articulated in the Programming Strategy documents.

Integrated Approach to Programming

5. The GEF has recognized that complex existing and emerging challenges the global environment is facing and achieving goals of multilateral environmental agreements (MEAs) at scale require the drivers of environmental degradation to be addressed in an integrated manner. This has become a key priority for GEF programming, including the implementation of the current CCM Focal Area Strategy, in order to strengthen the transformational shift towards low-emission and climate-resilient development pathways. In an integrated approach, environment-related investments that have previously been made in an isolated manner, are connected in combined portfolios that are more suitable for addressing complex, multi-faceted matters.
6. There are three impact programs (IPs) in the seventh replenishment of the GEF (GEF-7): Food Systems, Land Use and Restoration (FOLUR); Sustainable Forest Management (SFM); and Sustainable Cities. These IPs have been enhancing synergies and delivering multiple benefits

across different GEF focal areas (biodiversity, climate change, forests, international waters, land degradation, and chemicals and waste). These initiatives respond to COP guidance and decisions on synergy and integration across the focal areas. They promote a more effective use of resources, responding to countries' priorities, consistent with their commitments to the implementation of MEAs and enhancing country ownership.¹

Climate Change Mitigation

7. Since its establishment in 1991, the GEF has been funding projects with CCM objectives in developing countries and countries with economies in transition (CEIT). As at June 30, 2021, the GEF has funded 1,035 projects on CCM with \$6,813.4 million in GEF funding, including GEF project financing, project preparation grants (PPGs) and Agency fees, in 166 countries. The GEF funding leveraged \$58,812.5 million from a variety of sources, including GEF Agencies, national and local governments, multilateral and bilateral agencies, the private sector, and civil society organizations (CSOs).

8. In addition, since its inception, the GEF has supported 403 enabling activities (EAs), including national communications (NCs), biennial update reports (BURs) and technology needs assessments (TNAs), with \$529.3 million, including GEF project financing, PPGs, and Agency fees, from the GEFTF. The average co-financing ratio as at June 30, 2021 is 1 (GEF) to 9.5 (co-financing).²

9. In the reporting period, the GEF allocated \$201.0 million, including GEF project financing, PPGs and Agency fees, from the GEFTF for activities expected to generate CCM benefits. Of this amount, \$146.8 million were drawn from the CCM focal area and the remaining \$54.2 million from other GEF focal areas and incentive set-asides. These resources supported two additional investment tranches in existing programs, 20 CCM projects, seven multi-focal area (MFA) projects, and seven EAs. In total, 36 programs and projects were approved in the reporting period (including EAs). They are expected to leverage approximately \$1.9 billion in co-financing, resulting in a co-financing ratio of 1 (GEF) to 11.6 (excluding EA). The 29 new investments in projects and programs with CCM benefits, excluding the seven EAs, approved in the reporting period are expected to avoid or sequester 195.0 Mt CO₂ eq in total over their lifetime.

10. Through CCM programs and projects, the GEF and its partners are supporting GEF recipient countries in key CCM sectors. These sectors include energy efficiency, renewable energy, sustainable transport and urban systems, and agriculture, forestry and other land use (AFOLU), as well as technology transfer/innovative low-carbon technologies (LCTs). Programs and projects that were approved in this reporting period include the following:

- (a) In energy efficiency, the GEF has supported three projects with energy efficiency components, with funding totaling \$22.5 million, including PPGs and Agency fees. Co-financing leveraged for these projects amounted to \$910.1 million. Together, they are expected to mitigate an estimated 39.5 Mt CO₂ eq.
- (b) In the renewable energy sector, the GEF approved three projects and a program, facilitating the transfer of renewable energy technologies. The GEF funding

¹ UNFCCC, 2018, [COP 24 Report](#), Decision 6/CP.24, Paragraph 6: "Highlights the importance of enhancing country ownership in the impact programmes of the seventh replenishment of the Global Environment Facility".

² The co-financing ratio is calculated in accordance with the GEF Updated Co-financing Policy, excluding EAs, PPGs and Agency fees (GEF, 2018, [Updated Co-financing Policy](#), Council Document GEF/C.54/10/Rev.01).

amounted to \$45.2 million, including PPGs and Agency fees, leveraging \$587.4 million in co-financing. Expected greenhouse gas (GHG) emission reductions amount to 88.7 Mt CO₂ eq.

- (c) In sustainable transport and urban systems, the GEF approved four national projects with \$17.5 million in GEF funding, including PPGs and Agency fees, leveraging \$158.6 million in co-financing. They are targeted to mitigate 33.8 Mt CO₂ eq.
- (d) The GEF-7 Programming Directions channel CCM resources to the AFOLU sector through the FOLUR and the SFM IPs. The fourth call for, and selection of, country concepts for the FOLUR IP took place in the reporting period. This call resulted in a program addendum that will leverage an additional \$65.0 million in co-financing and target the mitigation or avoidance of 6.5 Mt CO₂ eq.

11. The GEF Programming Strategy and investments outlined above are expected to contribute to the target of 1.5 billion tCO₂ eq in GHG emission reductions during the GEF-7 period. As at June 30, 2021 (three quarters of the way through the GEF-7 programming cycle), \$470.1 million or 58.6 percent of the GEF-7 CCM resources have been committed. The cumulative expected emission reductions from GEF-7 approved projects are 1,404.5 Mt CO₂ eq, corresponding to 93.7 percent of the GEF-7 GHG emission reduction target. This indicates that the GEF is on track to deliver on the overall GEF-7 CCM target and is supporting countries in mitigating climate change.

Capacity-building Initiative on Transparency

12. In response to the COP 21 decision adopting the Paris Agreement, the GEF supported the establishment and operationalization of the Capacity-building Initiative on Transparency (CBIT) as a priority reporting-related need, through voluntary contributions during the sixth replenishment of the GEF (GEF-6). As at June 30, 2021, 14 donors signed their respective contribution agreements, and the Trustee received the full pledged amount. The total donor contributions to the CBIT Trust Fund (CBIT TF) were \$61.6 million.

13. The support for the CBIT is an important matter addressed in the CCM Strategy within the GEF-7 Programming Directions. As at June 30, 2021, \$56.6 million have been programmed under the GEFTF for CBIT projects, which is above \$55 million that have been notionally allocated from the set-aside resources for the CBIT. The GEF Secretariat has reallocated set-aside resources available from the related enabling activity support for the remaining GEF-7 period to continue to review and approve new CBIT project proposals in alignment with its Programming Directions and in response to COP guidance.

14. In the reporting period, the GEF Secretariat approved ten national projects in The Bahamas, Bhutan, Cameroon, Democratic Republic of the Congo, The Gambia, Mauritania, Myanmar, Sudan, Trinidad and Tobago and Zimbabwe with \$15.6 million of GEF project financing, PPGs and Agency fees.

15. Out of the 74 projects in the CBIT portfolio, 24 projects are at the concept stage and currently under development, while 50 projects (or more than two thirds of the CBIT project portfolio) have been approved or endorsed by the Chief Executive Officer (CEO) and are in implementation stage. One out of these 50 projects has been completed.

Adaptation to Climate Change

16. The GEF continues to play a pioneering role in supporting CCA through the LDCF and the SCCF.³ This reporting period corresponds to the third year of implementing the GEF Programming Strategy on Adaptation to Climate Change for the LDCF and SCCF and Operational Improvements (2018-2022)⁴. The 30th LDCF/SCCF Council meeting in June 2021 approved the Planning Note for developing the GEF Programming Strategy on Adaptation to Climate Change for the LDCF and the SCCF and Operational Improvements (2022-2026),⁵ aligned with the GEF-8 replenishment.

17. The current Programming Strategy has three main objectives:

- (a) Objective 1: Reduce vulnerability and increase resilience through innovation and technology transfer for CCA;
- (b) Objective 2: Mainstream CCA and resilience for systemic impact;
- (c) Objective 3: Foster enabling conditions for effective and integrated CCA.

18. As at June 30, 2021, cumulative pledges to the LDCF amounted to \$1,772.2 million, of which \$1,580.0 million have been received (see Annex 6).⁶ The LDCF received approximately \$172.3 million in new pledges in the reporting period.⁷ As at the same date, \$356.1 million have been pledged to the SCCF, of which \$349.4 million were received. There were no new pledges for SCCF in the reporting period - a single donor, Switzerland, had pledged \$3.3 million earlier in the GEF-7 period. Pledges and contributions to the SCCF continue to fall short of programming needs, limiting the ability of the GEF to address the CCA needs of highly vulnerable non-LDC small island developing States (SIDS) and other non-LDC developing countries, or to further explore and support the private sector engagement and innovation in CCA, given the flexibility regarding financial instruments and approaches that the SCCF can provide.

19. From its inception to June 30, 2021, \$1,641.6 million have been approved for 325 projects, programs, and EAs to meet the mandate of the LDCF, mobilizing an additional \$6833.3 million in co-financing, although this is not required. The LDCF has provided support to 51 countries⁸ to prepare their national adaptation programs of action (NAPAs), all of which have been submitted to

³ The Strategic Priority on Adaptation (SPA), launched in 2005 as a \$50 million allocation towards CCA within the GEFTF, supported 26 innovative pilot projects. Initial lessons from the SPA portfolio were captured in a 2010 evaluation. The SPA resources have been fully allocated.

⁴ GEF, 2018, [GEF Programming Strategy on Adaptation to Climate Change for the Least Developed Countries Fund and the Special Climate Change Fund and Operational Improvements: July 2018 to June 2022](#), LDCF/SCCF Council Document GEF/LDCF.SCCF.24/03.

⁵ GEF, 2021, [Planning Note for the Development of the GEF Programming Strategy on Adaptation to Climate Change for the Least Developed Countries Fund and the Special Climate Change Fund and Operational Improvements: July 2022 to June 2026](#), LDCF/SCCF Council Document GEF/LDCF.SCCF.30/07.

⁶ Upon receipt of final Trustee reports, information contained in this report may be updated as necessary.

⁷ This includes contributions from Belgium, Finland, Germany, Ireland, the Netherlands and Switzerland

⁸ Afghanistan, Angola, Bangladesh, Benin, Bhutan, Burkina Faso, Burundi, Cabo Verde, Cambodia, Central African Republic, Chad, Comoros, Democratic Republic of the Congo, Djibouti, Equatorial Guinea, Eritrea, Ethiopia, The Gambia, Guinea, Guinea Bissau, Haiti, Kiribati, Lao People's Democratic Republic, Lesotho, Liberia, Madagascar, Malawi, Maldives, Mali, Mauritania, Mozambique, Myanmar, Nepal, Niger, Rwanda, Samoa, Sao Tome and Principe, Senegal, Sierra Leone, Solomon Islands, Somalia, South Sudan, Sudan, Timor-Leste, Togo, Tuvalu, Uganda, United Republic of Tanzania, Vanuatu, Yemen and Zambia. No new NAPAs were supported in the reporting period.

the UNFCCC, and funded two global NAPA projects. The SCCF has supported a total of 88 projects with \$352.4 million in GEF funding and approximately \$2,665.8 million in co-financing.

20. In the reporting period, 16 full-sized projects (FSPs), totaling approximately \$127.4 million, were approved by the LDCF/SCCF Council with use of LDCF resources. In addition, two medium-sized project (MSP) of \$2.4 million were also approved with LDCF resources. These projects support urgent and immediate CCA priorities of least developed countries (LDCs), contribute to green and resilient recovery, and are aligned with the LDCF strategy for CCA. In addition, the SCCF has been able to support two MSPs totaling \$2.8 million, which has catalyzed \$6.3 million of co-financing.

21. In terms of results and impacts of the support approved in the reporting period, contributions of the 20 LDCF and SCCF projects (16 FSPs and 4 MSPs) to the core indicators are as follows:

- (a) 2,048,110 direct beneficiaries, of whom 1,001,593 are female;
- (b) 979,612 ha of land under climate-resilient management;
- (c) 94 policies and plans that mainstream climate resilience; and
- (d) 196,360 people with enhanced capacity to identify climate risks and/or engage in CCA measures, of whom 89,671 are female.

22. With the intent of leaving no LDCs behind in the GEF-7 period, the GEF has intensified its targeted efforts to reach out to the LDC Group and LDCs that had not yet accessed GEF-7 resources, some of which have also historically had very low access rates. These discussions provided an opportunity for the GEF to better understand their CCA priorities and encourage them to consider applying for LDCF support in line with the operational improvements outlined in the 2018-2022 GEF CCA Programming Strategy.

23. Responding to the mandate of the LDCF and the SCCF, total funding in support of the national adaptation plan (NAP) process amounted to \$60.33 million as at June 30, 2021, with SCCF support amounting to \$5.1 million.

24. With regard to the Challenge Program for Adaptation Innovation that catalyzes innovation to harness the potential of private sector actors for achieving CCA results, all nine project concepts invited to advance from the first Call for Proposals had their PIFs approved, and five have been approved by the CEO and fully processed for implementation.

Technology Transfer

25. The transfer of low-carbon and climate-resilient technology has been a key cross-cutting theme for the GEF since its establishment. In the reporting period, for CCM, one program framework documents (PFDs)⁹ and 17 projects with technology transfer objectives or elements were approved with \$106.9 million in GEF funding, including PPGs and Agency fees, and \$1,790.9 million in co-financing.¹⁰ This amount includes three global projects and two regional projects. For

⁹ This includes the Addendum to the project *Global Programme to Support Countries with the Shift to Electric Mobility*.

¹⁰ These projects are aligned with the objective of CCM-1: Promote innovation, technology transfer, and supportive policies and strategies. They include projects categorized in the areas of renewable energy, energy efficiency and low-carbon transportation.

CCA 18 projects and programs were approved which include financing toward CCA Objective 1 to reduce vulnerability and increase resilience through innovation and technology transfer for CCA, totaling \$91.2 million, inclusive of GEF project financing, PPGs and Agency fees, and leveraged \$260.4 million in co-financing.

Enabling Activities

26. Since its inception, the GEF has funded 454 EAs with \$541.5 million from the GEFTF and the LDCF, including Agency fees. Of this amount, 403 EAs have been implemented, with \$529.3 million in funding from the GEFTF, in support of NCs, BURs, TNAs, and recently also biennial transparency reports (BTRs). In the reporting period, the GEF financed, through the GEFTF, seven EAs, in the amount of \$22.7 million, inclusive of GEF project financing and Agency fees.

27. The BTR support modalities have been made available in the reporting period to provide sufficient time for countries to prepare and submit their first BTRs at the latest by December 31, 2024. These modalities have been based on the feedback from two virtual informal consultation meetings (on June 18 and November 17, 2020) at which the support options and modalities were discussed with the representatives of countries and institutions engaged in the support to UNFCCC reporting.¹¹ An information document on this subject was submitted to Council in its 59th meeting.¹² The GEF provided an update to Parties on June 5, 2021 during the UNFCCC subsidiary body meetings on the provision of financial and technical support, and responded to Parties' questions.

28. The GEF Secretariat has carried out awareness-raising and outreach activities on the support available for BTRs using various channels. A notification on the availability of support for preparation of BTRs was sent by the CEO on February 18, 2021 to all GEF operational focal points (OFPs). In addition, the GEF participated in a webinar organized by the Independent Association of Latin America and the Caribbean (AILAC) and UNEP on the transition from the measurement, reporting and verification (MRV) framework under the Convention to the enhanced transparency framework (ETF) under the Paris Agreement on March 11, 2021. The GEF also participated in a webinar organized by the Global Support Program (GSP) for NCs, BURs and Nationally Determined Contributions (NDCs) on preparation of BTRs and related funding opportunities for the Western Balkan and Eastern European countries on April 27, 2021, and in the virtual meeting of the Group of Friends on MRV/transparency framework for developing countries on May 10, 2021.

29. Of seven EAs supported in the reporting period, three are supporting first BTRs in ten countries¹³ with a total of \$15.3 million in resources. Of those ten countries, four (Liberia, Malawi, Nigeria and Zambia) are using the combined BTR/NC modality and intend to submit their first BTR along with their next NC, while the other six are utilizing the stand-alone BTR modality.

¹¹ GEF, 2020, [Event: Informal Consultation Meeting on Financial Support for Biennial Transparency Reports under the Paris Climate Agreement](#) and [Event: Second Informal Consultation on Financial Support for Biennial Transparency Reports](#)

¹² GEF, 2020, [Information Note on the Financing of the Biennial Transparency Reports for Developing Country Parties to the Paris Agreement](#), Council Document GEF/C.59/Inf.19.

¹³ Antigua and Barbuda, Brazil, Cambodia, Lao People's Democratic Republic, Liberia, Malawi, Maldives, Mauritania, Nigeria and Zambia.

Private Sector Engagement

30. The Non-grant Instrument (NGI) Program, which builds on the lessons in blended finance learned during the GEF-6 NGI Pilot, expanded the financing envelope from \$110 million in the GEF-6 period to \$136 million in the GEF-7 period. The selection of NGI projects follows a competitive process in which the GEF launches calls for proposals inviting Agencies to submit innovative projects with a focus on scalability, innovation and digital and technological solutions that have a potential to generate global environmental benefits.¹⁴ The GEF launched two calls for proposals in the reporting period (July 2020 and January 2021), and received 15 proposals, requesting \$203.5 million in financing. The process resulted in the selection of three projects, totaling \$28.9 million, including PPGs and Agency fees, which accounts for 21.2 percent of the total NGI resources. All three projects generate CCM benefits totaling 24.2 Mt CO₂ eq in GHG emission reductions.

31. The Private Sector Engagement Strategy was approved at the GEF 59th Council meeting in December 2020.¹⁵ The Strategy supports a vision in which the GEF acts as a catalyst and enables the private sector, at all scales, to tackle the key drivers of environmental degradation, to reverse unsustainable global trends and to extend the delivery of global environmental benefits so that they: (i) occur faster and at a larger scale; (ii) are delivered more efficiently; and (iii) are more durable than could otherwise be achieved.

32. The focus of the GEF's work with the private sector is to foster and invest in transformative actions at the system level and to increase ambition among key private sector actors across these systems for CCM and CCA measures.

33. As a key element of the Strategy, the GEF works with coalitions and multi-stakeholder platforms that can bring the advantages of scale and a wide range of financial and non-financial resources from the private sector in the development of low-carbon and climate-resilient

GEF Small Grants Program

34. Since its inception in 1992, the GEF Small Grants Program (SGP)¹⁶ has supported more than 25,000 grants¹⁷ executed by civil society and community-based groups, including indigenous peoples, women, youth, and persons with disabilities. More than \$337 million have been allocated by the GEF to support community solutions to climate change, which have leveraged over \$372 million in in-kind and cash co-financing.

35. According to the latest SGP Annual Monitoring Report (reporting period from July 2019 to June 2020), 286 CCM projects were completed, with 590 active projects amounting to \$20.8 million of GEF funding and co-financing of \$23.8 million.¹⁸

36. In the reporting period, the third PIF for countries participating in the GEF-7 SGP global project, totaling \$43.2 million of the System for Transparent Allocation of Resources (STAR) funding, was approved by the GEF Council in its December 2020 Work Program. Of this amount, a total of \$10.6 million in GEF resources and \$10.97 million in expected co-financing will support

¹⁴ GEF, 2021, [Call for Proposals GEF-7 Non-Grant Instrument Program](#)

¹⁵ GEF, 2020, [GEF's Private Sector Engagement Strategy](#), Council Document GEF/C.59/07/Rev.01.

¹⁶ The SGP is currently active in 129 countries.

¹⁷ For the sections on the SGP, the terms "grant" and "project" are used indistinctively to refer to the projects that civil society and community-based organizations (CBOs) execute with funding from small grants.

¹⁸ GEF figure includes PPGs and Agency fees.

community-based grants targeting CCM objectives.¹⁹

37. In the GEF-7 period, the SGP's CCM strategy aims to demonstrate and scale up low-carbon, viable and appropriate technologies implemented by local communities in partnership with the private sector and governments. These initiatives are aligned with larger frameworks, such as the Sustainable Development Goals (SDGs) and NDCs and focus on supporting low-cost energy solutions that reduce carbon emissions, increase climate resilience, improve livelihoods of local communities while enhancing gender equality.

Nature-based Solutions

38. Nature-based Solutions (NbS) have gained increasing visibility and support in recent years as a cost-effective way to deliver CCM and CCA impacts, while simultaneously addressing land degradation and biodiversity loss. The COVID-19 pandemic has underscored the devastating impact of the disconnect between natural and human systems, which is further limiting societies' abilities to cope with a changing climate. This momentum for NbS has continued to strengthen in the lead-up to COP 26 and COP 15 to the Convention on Biological Diversity (CBD), as demonstrated by the Leaders Pledge for Nature,²⁰ Climate Adaptation Summit, and other major meetings that have featured NbS prominently.

39. The GEF Scientific, Technical and Advisory Panel (STAP) prepared an advisory document on NbS and the GEF.²¹ It highlighted the GEF's strong record of tackling the world's most pressing environmental challenges and identified opportunities to advance the NbS approach in the future. NbS were also discussed at the GEF's Technical Advisory Group (TAG) meeting on February 11, 2021, which underpinned their importance and recognized an opportunity for NbS to become a theme for integration across GEF programming.

Complementarity in Climate Finance and Long-Term Vision

40. The GEF Secretariat and the GCF Secretariat have continued to discuss concrete measures to enhance complementarity, collaboration and coordinated engagement throughout the reporting period. This includes defining a Long-term Vision (LTV) on Complementarity, Coherence and Collaboration between the GEF and the GCF to continue strengthening the response to relevant COP guidance.²²

41. The two entities are also exploring opportunities to collaborate on specific projects or programs and to further expand the portfolio of countries that could receive coordinated financial support through either parallel or sequential financing. Advancing coordination and collaboration in further expansion of the GEF-funded large-scale program on the Great Green Wall across the Sahelian countries; the Amazon Initiative; the SFM-REDD+ Initiative; and the implementation of the electric mobility portfolio are few examples.

¹⁹ In addition, a total of \$4,250,000, including PPGs and Agency fees, were endorsed for two SGP Upgraded Country Programs (Peru, Sri Lanka). There were no STAR allocations for financing grant activities in the area of CCM.

²⁰ [Leaders Pledge for Nature](#)

²¹ GEF, 2020, [Nature Based Solutions and the GEF: A STAP Advisory Document](#), GEF Council Document GEF/STAP/C.59/Inf.06/Rev.01.

²² GEF, 2021, [Long-Term Vision on Complementarity, Coherence, and Collaboration between the Green Climate Fund and the Global Environment Facility](#), Council Document GEF/C.60/08.

Gender Equality

42. The GEF-7 portfolio²³ continues to corroborate good compliance with the principles and requirements set out in the Gender Equality Policy as well as the ambition put forward in the Gender Implementation Strategy. Most GEF-7 PIFs have incorporated plans to carry out gender analyses and develop gender action plans and sex-disaggregated and gender-sensitive indicators during project development, which will ensure that gender-responsive approaches are applied throughout project development and implementation. The analyses also suggest a positive trend in terms of projects actively reaching out to women's organizations and gender focal points of relevant national ministries, non-government organizations (NGOs) and civil society. Differences remain, however, with regard to the quality and scope of these early gender considerations as well as in the reporting on activities and results in project implementation reports (PIRs) and mid-term reviews (MTRs).

GEF Replenishment Process

43. The first meeting on the GEF-8 replenishment process took place virtually on April 22-23, 2021 and featured discussions on the preliminary findings of the Independent Evaluation Office (IEO)'s Seventh Overall Performance Study of the GEF (OPS 7), the draft Strategic Position, Programming Directions and Policy Agenda for the GEF-8, and the financial structure of the replenishment. The replenishment process will review the GEF's performance, assess future funding needs, agree on a financing framework, and set out key policy reforms and programming directions.

44. The GEF Secretariat has initiated the process of developing the CCA strategy for the LDCF and the SCCF at the 30th LDCF/SCCF Council meeting in June 2021. The strategy development will be aligned with the GEF-8 replenishment process, recognizing the increasing need for CCA investment, especially in LDCs. This process also entails consultations with key partners and other relevant stakeholders. Their outcome will inform CCA Programming Directions and Programming Strategy under the LDCF and the SCCF in the GEF-8. The results framework and GEF's operational procedures may be revisited and updated, if needed.

Program Evaluations by the GEF Independent Evaluation Office

45. The GEF IEO conducted three evaluations in the reporting period. The 2020 Program Evaluation of the LDCF²⁴ assessed the progress made since the 2016 Program Evaluation²⁵ and the extent to which the Fund is achieving its planned objectives. The evaluation found that LDCF support continues to be highly relevant with respect to COP guidance and decisions, the GEF CCA Programming Strategy, and countries' broader development policies, plans and programs. A large portion of the LDCF's work is inherently aligned with the Paris Agreement through its support of CCA-related NDCs or intended NDCs (INDCs). In response to COP guidance based on findings of the 2016 LDCF Program Evaluation, the LDCF has enhanced national institutional capacities in LDCs by

²³ For further information, see GEF, 2019, [Progress report on the GEF Gender Implementation Strategy](#), Council Document GEF/C.56/Inf.03 and GEF, 2020, [Progress report on the GEF Gender Implementation Strategy](#), Council Document GEF/C.58/Inf.05 and GEF, 2020, [Corporate Scorecard](#).

²⁴ GEF Independent Evaluation Office, 2020, [2020 Program Evaluation of the Least Developed Countries Fund](#), LDCF/SCCF Council Document GEF/LDCF.SCCF.29/E/01.

²⁵ GEF Independent Evaluation Office, [2016 Program Evaluation of the Least Developed Countries Fund](#), Evaluation Report No. 106.

supporting their development through the involvement of national institutions in LDCF project development, approval and delivery.

46. The IEO also completed the strategic country cluster evaluation (SCCE) focusing on LDCs.²⁶ The evaluation found that GEF interventions are relevant to national environmental challenges LDCs are facing. Most of GEF support to LDCs has focused on CCA to address the effects of a changing climate that exacerbates main environmental challenges in LDCs. Multifocal area interventions - most commonly a combination of biodiversity, land degradation, and climate change, including CCA - have grown to help LDCs tackle environmental challenges through integrated programming. The evaluation also found that financial sustainability is a challenge in most LDCs across all focal areas. Of the four dimensions of sustainability - financial, institutional, environmental and political - financial sustainability is rated the lowest in LDCs. By region, financial sustainability varies widely, with 54 percent of LDC projects rated as likely financially sustainable in Africa compared with 84 percent in Asia. The range reflects LDCs' heterogeneity. Limited post-completion financing was found to be a key context-related hindering factor, indicating the importance of designing financial arrangements that can be continued after project completion to deliver sustainable benefits.

47. Furthermore, the evaluation of GEF Engagement with micro, small and medium enterprises (MSMEs)²⁷ found that climate change projects tended to involve the private sector more than other focal areas, and specifically large corporations and small and medium enterprises (SMEs) (companies with between 10 and 250 employees) rather than micro enterprises. These projects were typically in the renewable energy and energy efficiency sectors. Climate change projects also more frequently involved the private sector for innovation and scaling-up, compared to other focal areas.

²⁶ GEF Independent Evaluation Office, 2020, [Strategic Country Cluster Evaluation of the Least Developed Countries](#), Council Document GEF/E/C.58/Inf.03/Rev.01.

²⁷ GEF IEO, 2021, [Evaluation of GEF Engagement with Micro, Small, and Medium Enterprises](#), Council Document GEF/E/C.60/05.

INTRODUCTION

1. In line with the Memorandum of Understanding (MoU) between the COP and the GEF Council, the Global Environment Facility (GEF), an operating entity of the Financial Mechanism of the United Nations Framework Convention on Climate Change (UNFCCC), submits annual reports to the Conference of the Parties (COP). This report to COP 26 covers the reporting period from July 1, 2020 to June 30, 2021, which corresponds to fiscal year 2021 (FY21).²⁸ The GEF submitted the FY20 report to the UNFCCC Secretariat on September 30, 2020.²⁹
2. The FY21 report, together with the FY20 report, comprise the GEF reports to COP 26 and covers climate change mitigation (CCM), climate change adaptation (CCA), technology transfer and capacity building. This year's report also contains new information on the GEF's response to the COVID-19 pandemic, nature-based solutions (NbS), the GEF replenishment process and outcome of program evaluation by the GEF Independent Evaluation Office (IEO).
3. The report consists of four parts: (i) GEF's updated response to the guidance from COP 25 and from the second Conference of the Parties serving as the Meeting of the Parties to the Paris Agreement (CMA 2), as well as the conclusions of the Subsidiary Body for Implementation (SBI) 51 and 50 and Subsidiary Body for Scientific and Technological Advice (SBSTA) 51 and 50; (ii) GEF initiatives; (iii) GEF achievements in the reporting period; and (iv) evaluations by the GEF IEO. FY21 is the third fiscal year of the seventh replenishment of the GEF (GEF-7) programming cycle, which covers the period from July 2018 to June 2022.

²⁸ This report will be updated as needed upon finalization of financial statements for FY21, before it is officially submitted to the UNFCCC Secretariat.

²⁹ GEF, 2020, [Report of the GEF to the 26th Session of the COP to the UNFCCC](#)

PART I: GEF'S RESPONSE TO THE COP GUIDANCE

1. The Paris Agreement, COP 25 and CMA 2 Decisions and Conclusions of SBI 51, SBI 50, SBSTA 51 and SBSTA 50

4. The Paris Agreement and related COP decision affirmed the role of the GEF as part of the Financial Mechanism of the Convention. Article 9 of the Paris Agreement stated that the Financial Mechanism of the Convention, including its operating entities, shall serve as the financial mechanism of this Agreement including the Green Climate Fund (GCF) and the GEF, the Least Developed Countries Fund (LDCF) and the Special Climate Change Fund (SCCF), and the Adaptation Fund. The GEF is committed to serve the Paris Agreement as its financial mechanism.

5. COP 25 and CMA 2 in 2019 provided specific guidance to the GEF, while the conclusions of SBI 51 and 50, as well as SBSTA 51 and 50, also contain matters of relevance to the GEF. Key topics include: appreciation for new contributions to the LDCF and the SCCF; improvement of efficiency in the GEF project cycle; continued support for technology through technology needs assessments (TNAs); progress on capacity-building activities, including those related to the enhanced transparency requirements under the Paris Agreement (Capacity-building Initiative for Transparency, or CBIT) and biennial transparency reports (BTRs); increased collaboration with support provided by the Climate Technology Centre and Network (CTCN) for technology transfer activities; and smooth transition of countries graduating from least developed country (LDC) status.

6. The GEF continues to be responsive to previous relevant COP guidance by incorporating it into its CCM and CCA strategies, through approval of projects and programs, and by adapting its policies and procedures. Table 1 describes the updated GEF's response action to the decisions by COP 25 and CMA 2 and SBI and SBSTA conclusions since the submission of the report in September 2020 (FY21 updates to the table are underlined for ease of reference).

Table 1: Decisions Adopted by the UNFCCC COP 25 and CMA 2, Conclusions of SBI 51 and 50 and SBSTA 51 and 50, and GEF Response

UNFCCC COP 25 Decision ³⁰ / CMA 2 Decision ³¹ / SBI 51 and 50 Conclusion ³² / SBSTA 51 and 50 Conclusion ³³	GEF's Response
COP 25 DECISIONS	
Decision 7/CP.25 National adaptation plans	
Paragraph 6: <i>Notes that funding has been made available for developing country Parties under the Green Climate Fund, the Least Developed Countries Fund and the Special Climate Change Fund for the process to formulate and implement national adaptation plans, and that other channels of bilateral, multilateral</i>	Support for the national adaptation plan (NAP) process has been provided by the LDCF and the SCCF. In the reporting period, the GEF has also continued to support NAP processes through projects.

³⁰ COP 25 decisions are available at: <https://unfccc.int/event/cop-25>.

³¹ CMA 2 decisions are available at: <https://unfccc.int/event/cma-2>.

³² SBI 51 and 50 conclusions are available at: <https://unfccc.int/event/sbi-51> and <https://unfccc.int/event/sbi-50>, respectively.

³³ SBSTA 51 and 50 conclusions are available at: <https://unfccc.int/event/sbsta-51> and <https://unfccc.int/event/sbsta-50>, respectively.

UNFCCC COP 25 Decision ³⁰ / CMA 2 Decision ³¹ / SBI 51 and 50 Conclusion ³² / SBSTA 51 and 50 Conclusion ³³	GEF's Response
and domestic support have also contributed to enabling developing countries to advance their work in the process to formulate and implement national adaptation plans.	
Decision 8/CP.25 Annual technical progress report of the Paris Committee on Capacity-building for 2019	
<p>Paragraph 2: <i>Invites</i> Parties, as appropriate, the operating entities of the Financial Mechanism, the constituted bodies under the Convention, United Nations organizations, observers and other stakeholders to consider the recommendations referred to in paragraph 1 above and to take any necessary action, as appropriate and in accordance with their mandates.</p>	<p>The GEF continues to provide support to developing country Parties in assessing their needs and priorities, in a country-driven manner, including technology and capacity-building needs, and in translating climate finance needs into action. Among others, the GEF continues to provide resources for the CBIT, TNAs and nationally determined contributions (NDCs) in an effort to enhance developing countries' ability to assess their needs and priorities and to support them to both develop and implement NDCs. The GEF also engages with developing country Parties through the Country Support Program that includes a range of initiatives that during the pandemic year have been held virtually. These include Constituency Meetings, Stakeholder Empowerment Series (webinars), Introduction Seminar, pre- and post-replenishment meeting briefings and daily contacts based on requests from the GEF Focal Points. In providing capacity-building support to developing countries, the GEF continues to collaborate with relevant initiatives and other capacity-building providers, including through fostering coordinated engagement with the Green Climate Fund (GCF) as part of the financial mechanism of the Convention, as well as through the NDC Partnership, to enhance synergies and coherence of the respective work programs.</p>
Decision 11/CP.25 Matters relating to the Standing Committee on Finance	
<p>Paragraph 13: <i>Looks forward</i> to the inputs that may be provided by the Executive Committee of the Warsaw International Mechanism for Loss and Damage associated with Climate Change Impacts to the work of the Standing Committee on Finance for its consideration in preparing elements of draft guidance for the operating entities.</p>	Noted.
Decision 13/CP.25, Report of the Global Environment Facility to the Conference of the Parties and guidance to the Global Environment Facility	
<p>Paragraph 1: <i>Welcomes</i> the report of the Global Environment Facility to the Conference of the Parties at its twenty-fifth session, including the responses of the Global Environment</p>	Noted with appreciation of recognition.

UNFCCC COP 25 Decision ³⁰ / CMA 2 Decision ³¹ / SBI 51 and 50 Conclusion ³² / SBSTA 51 and 50 Conclusion ³³	GEF's Response
Facility to previous guidance from the Conference of the Parties.	
<p>Paragraph 2: <i>Also welcomes</i> the work undertaken by the Global Environment Facility during its reporting period (1 July 2018 to 30 June 2019), including:</p> <p>(a) The approval of climate change projects and programmes approved during the reporting period under the Global Environment Facility Trust Fund, the Least Developed Countries Fund and the Special Climate Change Fund;</p> <p>(b) The approval of minimum requirements for Global Environment Facility Trust Fund agencies on anti-money-laundering and countering the financing of terrorism;</p> <p>(c) The composition of the Private Sector Advisory Group;</p> <p>(d) The implementation of the gender equality policy and the approval of the gender implementation strategy;</p> <p>(e) The approval of the policy on monitoring and the evaluation policy.</p>	Noted with appreciation of recognition of the work undertaken.
<p>Paragraph 3: <i>Welcomes with appreciation</i> the contributions made by developed country Parties to the Least Developed Countries Fund during the reporting period, amounting to USD 184 million, and the contribution made by Switzerland to the Special Climate Change Fund during the reporting period amounting to USD 3.3 million, and <i>encourages</i> additional voluntary financial contributions to these funds to provide support for adaptation.</p>	<p><u>The GEF appreciates the LDCF contributions by Germany of €100 million and by the Netherlands of €20 million confirmed at the 30th LDCF/SCCF Council meeting. In addition, the GEF appreciates additional contributions to the LDCF from Belgium, Finland, Qatar and Switzerland amounting to \$33.93 million in this reporting period, and is ready to continue to work with countries to support their climate adaptation priorities with additional contributions announced by Denmark, Sweden and Switzerland.</u></p> <p><u>The GEF also appreciates contribution announcement by Switzerland to the SCCF at the 30th LDCF/SCCF Council meeting.</u></p>
<p>Paragraph 4: <i>Invites</i> the Global Environment Facility to continue its efforts to minimize the time between the approval of project concepts, the development and approval of the related projects, and the disbursement of funds by its implementing/executing agencies to the recipient countries of those projects.</p>	The GEF continues its efforts to strengthen efficiencies in the project cycle. As part of this effort, the GEF has instituted a maximum time period of 12 months for medium-sized projects (MSPs), and 18 months for full-sized projects (FSPs) for the project to receive endorsement by the Chief Executive Officer (CEO) after approval by the Council of the relevant Work Program,

UNFCCC COP 25 Decision ³⁰ / CMA 2 Decision ³¹ / SBI 51 and 50 Conclusion ³² / SBSTA 51 and 50 Conclusion ³³	GEF's Response
	<p>in line with the Project Cancellation Policy³⁴ approved by the Council in December 2018.</p> <p>As detailed in the GEF Monitoring Report 2019, presented to the 57th GEF Council Meeting in December 2019, the percentage of FSPs that were endorsed by the CEO within 18 months of the Council approval of the Project Identification Form (PIF) increased to 35 percent in FY19 from 28 percent in FY18.³⁵ Additionally, the average time from the endorsement by the CEO to the first disbursement decreased from 11.2 months in the fifth replenishment of the GEF (GEF-5) to 7.7 months in the sixth replenishment of the GEF (GEF-6). The GEF Monitoring Report 2019 provides further detailed explanation of additional measures for increasing the pace of preparation and implementation of GEF projects.³⁶</p> <p>As a response to the COVID-19 pandemic, the GEF provided an initial automatic three-month extension in March 2020³⁷ and another three-month extension in April 2020³⁸ (six months in total) to the standard deadlines applicable to the submission for endorsement or approval by the CEO, as well as the actual endorsements or approvals, in line with the Cancellation Policy approved by the Council in December 2018. The six-month extension applies to all projects and child projects under programs approved after March 1, 2019 to address challenges in, and mitigate risks of, the preparation of such projects.</p> <p><u>As detailed in the GEF Monitoring Report 2020, presented to the 59th GEF Council meeting in December 2020,³⁹ the overall disbursement ratio of ongoing portfolio projects has improved from 18 percent in FY19 to 25 percent in FY20. However, the COVID-19 pandemic has affected the start of the projects, resulting in a decline in the share of projects able to disburse in less than 18 months after the endorsement or approval by the CEO from 78 percent to 47 percent.</u></p>

³⁴ GEF, 2018, [Project Cancellation Policy](#), Document OP/PL/2

³⁵ GEF, 2019, [The GEF Monitoring Report 2019](#), Council Document GEF/C.57/03, page 14

³⁶ GEF, 2019, [The GEF Monitoring Report 2019](#), Council Document GEF/C.57/03, paragraph 34

³⁷ Further information is available at: <https://www.thegef.org/documents/extension-deadlines-under-gef-policy-project-cancellation-march-23-2020>.

³⁸ Further information is available at: <https://www.thegef.org/documents/extension-deadlines-under-gef-policy-project-cancellation-april-23-2020>.

³⁹ GEF, 2020, [The GEF Monitoring Report 2020](#), Council Document GEF/C.59/03/Rev.01.

UNFCCC COP 25 Decision ³⁰ / CMA 2 Decision ³¹ / SBI 51 and 50 Conclusion ³² / SBSTA 51 and 50 Conclusion ³³	GEF's Response
	<p><u>In December 2020, in light of the extraordinary circumstances due to the COVID-19 pandemic, the GEF Council approved an exceptional authorization for the CEO to grant exceptions to the Project Cancellation Policy, as follows: a) the CEO may grant extensions to cancellation deadlines for all project types for a total of up to 24 months, replacing the references to extensions of 12 months and six months in paragraphs 5(d) and 6(d), respectively, of the Cancellation Policy; and b) this authorization is effective through the final day of the 60th Council meeting in June 2021.</u>⁴⁰</p> <p><u>This provided Agencies and recipient countries the extra time to prepare quality projects, as recipient countries continued to go through several lockdowns, including restrictions to international travel, access to offices and gathering of people.</u></p> <p><u>The GEF Council further requested the Secretariat to continue to monitor the impacts of the pandemic on GEF operations, report to the Council and take necessary actions within its authority.</u></p> <p><u>On September 25, 2020, the GEF issued an internal guidance "Project Design and Review Considerations in Response to the COVID-19 Crisis and the Mitigation of Future Pandemics"⁴¹ to provide guidance to enable countries to address COVID-19 risks and create opportunities for green recovery.</u></p>
<p>Paragraph 5: <i>Urges</i> the Global Environment Facility to continue to report to the Conference of the Parties any change or update to the eligibility criteria for accessing the Global Environment Facility resources, including the System for Transparent Allocation of Resources country allocation, in its future reports to the Conference of the Parties.</p>	<p>The GEF will continue to report to the COP, should such change or update occur in the future.</p>
<p>Paragraph 6: <i>Encourages</i> the Global Environment Facility, as part of the overall performance study of its seventh replenishment, to analyse any</p>	<p><u>Progress Report on the Implementation of the Updated Co-Financing Policy⁴² was released at the 59th GEF Council meeting in December 2020. The report found out that the implementation of the updated GEF Co-</u></p>

⁴⁰ GEF, 2020, [The Impact of COVID19 on Project Preparation and Implementation: Overview of Responses from Across the GEF Partnership](#), Council Document GEF/C.59/11.

⁴¹ The guidance is available at: https://www.thegef.org/sites/default/files/documents/GEF_COVID_Project_Design_Review_Considerations_20200925.pdf

⁴² GEF, 2020, [Progress Report on the Implementation of the Updated Co-Financing Policy](#), Council Document GEF/C.59/Inf.07.

UNFCCC COP 25 Decision ³⁰ / CMA 2 Decision ³¹ / SBI 51 and 50 Conclusion ³² / SBSTA 51 and 50 Conclusion ³³	GEF's Response
<p>challenges faced and lessons learned by the Global Environment Facility and its implementing agencies in applying the updated policy on co-financing of the Global Environment Facility and to report back to the Conference of the Parties on the outcomes of the study.</p>	<p><u>Financing Policy, together with the comprehensive GEF-7 policy framework on monitoring and results, has provided valuable new insight into co-financing mobilized by GEF projects. The following are the main findings of the report:</u></p> <ul style="list-style-type: none"> - <u>GEF co-financing has become more diverse, both in terms of number of different sources, and types of co-financing, indicating broader reach in terms of partnerships and potential impacts;</u> - <u>Investments account for more than 70 percent of the co-financing mobilized by GEF project financing.</u> - <u>Loans from multilateral development banks continue to play a major role in co-financing GEF projects and they account for more than a third of the investments;</u> - <u>Based on the indicative information on private sector co-financing, it is mostly driven by private sector interest in non-grant instruments (NGIs) and impact programs (IPs);</u> - <u>Co-financing is documented more clearly and consistently throughout the GEF project cycle, facilitated by the GEF Portal;</u> - <u>Following the onset of the COVID-19 pandemic and resulting fiscal risks, there are potential impacts on the level and type of co-financing mobilized by GEF projects, but it is still too early to estimate any trends.</u> <p>Furthermore, the Seventh Overall Performance Study (OPS 7) is expected to be completed in FY22.⁴³ Relevant findings will be reported once they become available.</p>
<p>Paragraph 7: <i>Also encourages</i> the Global Environment Facility, in collaboration with the Global Environment Facility country focal points, to promote the use of technology needs assessments to facilitate the financing and implementation of technology actions prioritized by countries in their technology needs assessments, within the scope of its mandate and operational modalities.</p>	<p>The GEF continues to work with the focal points of GEF recipient countries to ensure that requests for GEF funding are in line with national priorities identified as part of the UNFCCC process, including TNAs, in line with the scope of its mandate and operational modalities. The GEF is ready to continue receiving country-driven, technology-related project proposals, addressing priorities as identified in the TNAs.</p>
<p>Paragraph 8: <i>Invites</i> the Global Environment Facility to consider:</p>	<p>(a) The GEF has continued to work closely with its partners to support the development of TNAs for all developing countries, including LDCs and small island developing States (SIDS) that choose to undertake</p>

⁴³ GEF, 2019, [Four-Year Work Program and Budget of The GEF Independent Evaluation Office – GEF-7](#), Council Document GEF/C.56/03/Rev.01.

UNFCCC COP 25 Decision ³⁰ / CMA 2 Decision ³¹ / SBI 51 and 50 Conclusion ³² / SBSTA 51 and 50 Conclusion ³³	GEF's Response
<p>(a) Exploring ways to include in the fourth phase of the global project on technology needs assessments the least developed countries and small island developing States that have never undertaken a technology needs assessment and have not been included in the fourth phase;</p> <p>(b) Relevant recommendations contained in the report prepared by the Technology Executive Committee on the updated evaluation of the Poznan strategic programme on technology transfer, within the scope of its mandate and its operational modalities.</p>	<p>them. In the GEF-7, set-aside resources continue to be available to LDCs and SIDS to support the development of TNAs. The GEF has worked in collaboration with the Agency of the fourth phase of the global TNA project to endeavor to include all LDCs and SIDS that wish to participate that (i) have not yet undertaken a TNA and/or (ii) have not been included in the fourth phase.⁴⁴ As a result, two additional countries, Barbados and Lesotho, were included in the fourth phase of the TNA project, which includes 17 LDCs and SIDS.</p> <p>(b) The GEF has continued and will continue to work with the Technology Executive Committee (TEC) and other partners to consider relevant recommendations contained in the TEC's updated evaluation of the Poznan Strategic Programme on Technology Transfer (PSP), as appropriate, consistent with the GEF's mandate and operational modalities.</p>
<p>Paragraph 9: <i>Also invites</i> the Global Environment Facility, in accordance with its existing mandates and in collaboration with the Green Climate Fund, to report on lessons learned in supporting developing countries in collecting and managing information and data on adaptation.</p>	<p>The GEF continues to provide support through the LDCF and the SCCF to developing countries in collecting and managing information and data on CCA, in collaboration with the GCF.</p> <p><u>Several LDCF and SCCF projects include focus on systems for generating, collecting and managing information and data to strengthen climate adaptation and resilience, in coordination with the GCF. This also continues to involve support for formulation of NAPs and other CCA planning processes, which includes collecting and managing information and data on CCA. The application of lessons learned, including as it relates to CCA, is an explicit objective of the Long-Term Vision (LTV) on Complementarity, Coherence and Collaboration between the GCF and the GEF. Reporting on lessons learned in collaboration with the GCF has continued to be carried out in various ways, including the progress reports submitted to the LDCF/SCCF Council meetings, constituency workshops, country consultations, and at other events.</u></p>
<p>Paragraph 10: <i>Requests</i> the Global Environment Facility, in administering the Least Developed Countries Fund, to continue facilitating the smooth transition of countries graduating from least developed country status by continuing to provide approved funding through the Least</p>	<p><u>The GEF proactively engaged with Vanuatu prior to its graduation from its LDC status in December 2020 to ensure that it accessed the maximum amount available under the LDCF in the GEF-7 period (\$10 million per LDC), which it did successfully. The GEF made similar efforts with Angola, which had been expected to</u></p>

⁴⁴ The fourth phase of the TNA project was approved by the Council on June 13, 2019 and CEO approved in July 2020

UNFCCC COP 25 Decision ³⁰ / CMA 2 Decision ³¹ / SBI 51 and 50 Conclusion ³² / SBSTA 51 and 50 Conclusion ³³	GEF's Response
Developed Countries Fund until the completion of projects approved by the Least Developed Countries Fund Council prior to those countries' graduation from least developed country status.	<u>graduate from its LDC status during the GEF-7 period as well.</u> Funds approved through the LDCF for graduating LDCs are secured until project completion.
Paragraph 11: <i>Takes note of decision 7/CMA.2 and decides to transmit to the Global Environment Facility the guidance from the Conference of the Parties serving as the meeting of the Parties to the Paris Agreement contained in paragraphs 12–13 below, in accordance with decision 1/CP.21, paragraph 61.</i>	Please see the responses to the guidance transmitted from the CMA to the COP, as included in related paragraphs 12 and 13 below.
Paragraph 12: <i>Welcomes the report of the Global Environment Facility to the Conference of the Parties at its twenty-fifth session, including the list of actions taken by the Global Environment Facility in response to the guidance received from the Conference of the Parties serving as the meeting of the Parties to the Paris Agreement.</i>	Noted with appreciation of recognition.
Paragraph 13: <i>Requests the Global Environment Facility, as an operating entity of the Financial Mechanism, under its seventh replenishment and throughout its replenishment cycles, to adequately support developing country Parties in preparing their first and subsequent biennial transparency reports in accordance with Article 13, paragraphs 14–15, of the Paris Agreement and decision 18/CMA.1.</i>	The GEF is ready to support developing country Parties in preparing their BTRs. The GEF has held consultations on how to meet the needs for the BTRs with existing resources under the GEF-7. The GEF also continues to provide support to developing country Parties in transparency-related capacity-building in accordance with the Paris Agreement and relevant decisions through the CBIT. On June 18, 2020, the GEF held a virtual informal consultation meeting on financial support for BTRs to discuss support needs, possible modalities and timing with partners. The meeting was attended by 45 participants, including country representatives, and representatives from the LDC Group, UNFCCC Secretariat, the United Nations Environment Programme (UNEP), and the United Nations Development Programme (UNDP). The discussion focused on considerations for costing BTRs, supporting BTRs in conjunction with National Communications (NCs), avoiding duplication of support in the transition to BTRs, preliminary options for supporting the first BTR based on existing modalities, and potential resource implications. Meeting information is available on the

UNFCCC COP 25 Decision ³⁰ / CMA 2 Decision ³¹ / SBI 51 and 50 Conclusion ³² / SBSTA 51 and 50 Conclusion ³³	GEF's Response
	<p>GEF website.⁴⁵ The GEF will use the provided feedback to further develop programming modalities and guidelines for BTRs and will continue to seek feedback.</p> <p><u>The second informal consultations on financial support for BTRs were held on November 17, 2020,⁴⁶ with participation of national government representatives, members from the Consultative Group of Experts (CGE), the UNFCCC Secretariat, and relevant GEF Agencies. These informal consultations helped inform the development of the modalities for supporting the first BTRs. As a result, the GEF published the Information Note on the Financing of Biennial Transparency Report for Developing Country Parties to the Paris Agreement,⁴⁷ which further develops the programming modalities and guidelines for financing of BTRs. Specifically, the GEF has made available three modalities for supporting the preparation of the first BTR:</u></p> <ul style="list-style-type: none"> (a) Modality 1: Countries can access up to \$484,000 for the preparation of a stand-alone BTR; (b) Modality 2: Countries can access up to \$517,000 for the preparation of combined BTR and NC; and (c) Modality 3: Countries can access additional financing of \$200,000 maximum, to top-up an ongoing enabling activity (EA) project. <p><u>The GEF CEO officially informed the UNFCCC Secretariat, Council members and operational focal points (OFPs) on the modalities for BTR financing in February 2021 and provided a visual aid in the form of a decision tree to help illustrate the options available and their timing.⁴⁸</u></p> <p><u>The GEF also provided an update to Parties on June 5, 2021 during UNFCCC subsidiary body meetings on the</u></p>

⁴⁵ Information is available at: <https://www.thegef.org/events/informal-consultation-meeting-financial-support-biennial-transparency-reports-under-paris>.

⁴⁶ Information is available at: <http://www.thegef.org/events/second-informal-consultation-financial-support-biennial-transparency-reports>.

⁴⁷ GEF, 2020, *Information Note on the Financing of Biennial Transparency Report for Developing Country Parties to the Paris Agreement*, Council Document GEF/C.59/Inf.19.

⁴⁸ Decision tree for choosing modality for first BTR support from GEF is available at: http://www.thegef.org/sites/default/files/events/GEF_Second_Informal_Consultation_BTR_Decision_Tree.pdf

UNFCCC COP 25 Decision ³⁰ / CMA 2 Decision ³¹ / SBI 51 and 50 Conclusion ³² / SBSTA 51 and 50 Conclusion ³³	GEF's Response
	<p><u>provision of financial and technical support and responded to questions from Parties.</u>⁴⁹</p> <p><u>In addition, the GEF has carried out awareness-raising and outreach activities on the support available for BTRs using various channels. For example, the GEF participated in a webinar organized by the Independent Association of Latin America and the Caribbean (AILAC) and UNEP on the transition from the measurement, reporting and verification (MRV) framework under the Convention to the enhanced transparency framework under the Paris Agreement on March 11, 2021. The GEF also participated in a webinar organized by the Global Support Program (GSP) for NCs, biennial update reports (BURs) and NDCs on preparation of BTRs and related funding opportunities for the Western Balkan and Eastern European countries on April 27, 2021, and in the virtual meeting of the Group of Friends on MRV/transparency framework for developing countries on May 10, 2021.</u></p>
<p>Paragraph 14: <i>Invites</i> Parties to submit to the secretariat via the submission portal, no later than 10 weeks prior to the twenty-sixth session of the Conference of the Parties (November 2020), their views and recommendations on elements to be taken into account in developing guidance to the Global Environment Facility.</p>	<p>This is an invitation to Parties.</p>
<p>Paragraph 15: <i>Requests</i> the Standing Committee on Finance to take into consideration the submissions referred to in paragraph 14 above when preparing its draft guidance to the Global Environment Facility for consideration by the Conference of the Parties and the Conference of the Parties serving as the meeting of the Parties to the Paris Agreement.</p>	<p>This is a request to the Standing Committee on Finance (SCF).</p>
<p>Paragraph 16: <i>Also requests</i> the Global Environment Facility to include in its annual report to the Conference of the Parties information on the steps that it has taken to implement the guidance provided in this decision.</p>	<p><u>The present report includes information on the additional steps taken from July 1, 2020 to June 30, 2021 (FY21) to implement the guidance received from COP 25.</u></p>

⁴⁹ <https://unfccc.int/documents/276638>

UNFCCC COP 25 Decision ³⁰ / CMA 2 Decision ³¹ / SBI 51 and 50 Conclusion ³² / SBSTA 51 and 50 Conclusion ³³	GEF's Response
Decision 14/CP.25 Enhancing climate technology development and transfer through the Technology Mechanism	
<p>Paragraph 5: <i>Welcomes</i> the engagement and collaboration of the Technology Executive Committee and the Climate Technology Centre and Network with the operating entities of the Financial Mechanism and <i>encourages</i> their continued and enhanced collaboration.</p>	<p>The GEF continues to collaborate with the TEC and the CTCN. <u>An MSP, titled <i>Piloting Innovative Financing for Climate Adaptation Technologies in Medium-sized cities</i> from the LDCF and the SCCF through Challenge Program for Adaptation Innovation with the CTCN as the executing entity was approved in FY20. The project has experienced delays due to the COVID-19 pandemic but is expected to be reviewed for endorsement by the CEO by the end of 2021.</u>⁵⁰</p>
CMA.2 DECISIONS	
Decision 2/CMA.2 Warsaw International Mechanism for Loss and Damage associated with Climate Change Impacts and its 2019 review	
<p>Paragraph 36: <i>Invites</i> Parties to make use of available support relevant for averting, minimizing and addressing impacts related to extreme weather events, slow onset events, non-economic losses and human mobility and for comprehensive risk management from a wide variety of sources, public and private, domestic bilateral and multilateral, under and outside the Convention and the Paris Agreement, including through the operating entities of the Financial Mechanism, as appropriate, to the extent consistent with their mandates.</p>	<p>This decision is for Parties.</p>
<p>Paragraph 37: <i>Requests</i> the Executive Committee to further engage and strengthen its dialogue with the Standing Committee on Finance by providing input in line with decision 2/CP.19, paragraph 5(c)(ii), to the Standing Committee on Finance when, in accordance with its mandate, it provides information, recommendations and draft guidance relating to the operating entities of the financial mechanisms under the Convention and the Paris Agreement, as appropriate.</p>	<p>This decision is for the Executive Committee.</p>
Decision 5/CMA.2 Matters relating to the Standing Committee on Finance	
<p>Paragraph 13: <i>Looks forward</i> to the inputs that may be provided by the Executive Committee of the Warsaw International Mechanism for Loss and</p>	<p>This decision is for the Executive Committee.</p>

⁵⁰ The GEF Agency, United Nations Industrial Development Organization (UNIDO), submitted a request to extend the submission for endorsement by the CEO to May 2021.

UNFCCC COP 25 Decision³⁰ / CMA 2 Decision³¹ / SBI 51 and 50 Conclusion³² / SBSTA 51 and 50 Conclusion³³	GEF's Response
<p>Damage associated with Climate Change Impacts to the work of the Standing Committee on Finance for its consideration in preparing elements of draft guidance for the operating entities.</p>	
Decision 7/CMA.2 Guidance to the Global Environment Facility	
<p>Paragraph 1: <i>Recommends</i> that the Conference of the Parties at its twenty-fifth session transmit to the Global Environment Facility the guidance contained in paragraphs 2–3 below, in accordance with decision 1/CP.21, paragraph 61.</p>	<p>This decision is for the COP.</p>
<p>Paragraph 2: <i>Welcomes</i> the report of the Global Environment Facility to the Conference of the Parties at its twenty-fifth session, including the list of actions taken by the Global Environment Facility in response to the guidance received from the Conference of the Parties serving as the meeting of the Parties to the Paris Agreement.</p>	<p>Noted with appreciation of recognition.</p>
<p>Paragraph 3: <i>Requests</i> the Global Environment Facility, as an operating entity of the Financial Mechanism, to adequately support developing country Parties in preparing their first and subsequent biennial transparency reports under its seventh replenishment and throughout its replenishment cycles in accordance with Article 13, paragraphs 14–15, of the Paris Agreement and decision 18/CMA.1.</p>	<p>Please see the response to paragraph 13 of Decision 13/CP.25 above.</p>
CONCLUSIONS of SBSTA 51 and 50, and SBI 51 and 50	
Report of the Subsidiary Body for Scientific and Technological Advice on its fifty-first session, held in Madrid from 2 to 9 December 2019	
<p>Koronivia joint work on agriculture Paragraph 21: The SBSTA and the SBI further welcomed the participation in the workshops of observers and representatives of the operating entities of the Financial Mechanism (the GEF and the GCF), the Adaptation Fund, the GEF-administered Least Developed Countries Fund and Special Climate Change Fund, and the constituted bodies under the Convention. They noted with appreciation the work</p>	<p>The GEF continued to contribute to the Koronivia road map and attend the related workshops, according to the needs and invitations from the UNFCCC. <u>In the reporting period, the GEF participated in two workshops of the Koronivia road map: i) "Improved livestock management systems, including agropastoral production systems and others" on November 24-25, 2020; and ii) "Socio-economic and food security dimensions of climate change in the agricultural sector" on December 1-2, 2020. In addition to the workshops mandated in the Koronivia road map, the GEF also</u></p>

UNFCCC COP 25 Decision ³⁰ / CMA 2 Decision ³¹ / SBI 51 and 50 Conclusion ³² / SBSTA 51 and 50 Conclusion ³³	GEF's Response
already undertaken on issues related to agriculture by those entities, and recalled inviting them to contribute to the work and participate in the workshops set out in the Koronivia road map.	<u>attended the first part of the inter-sessional workshop focused on "Sustainable land and water management, including integrated watershed management strategies, to ensure food security" on June 1-16, 2021.</u> On these <u>three</u> occasions, the GEF presented its experience and views related to the themes of the workshops.
Report of the Subsidiary Body for Implementation on its fifty-first session, held in Madrid from 2 to 9 December 2019	
Koronivia joint work on agriculture Paragraph 33: The SBI and the SBSTA further welcomed the participation in the workshops of observers and representatives of the operating entities of the Financial Mechanism (the GEF and the GCF), the Adaptation Fund, the GEF-administered Least Developed Countries Fund and Special Climate Change Fund, and the constituted bodies under the Convention. They noted with appreciation the work already undertaken on issues related to agriculture by those entities, and recalled inviting them to contribute to the work and participate in the workshops set out in the Koronivia road map.	Please see the response above.
Matters relating to the least developed countries Paragraph 48: The SBI noted with appreciation the financial pledges, totaling USD 160 million, made at the United Nations Climate Action Summit 2019 by the Governments of Denmark, Germany, the Netherlands and Sweden, the financial pledge of 7.5 million Canadian dollars made by the Government of Canada at the 2019 G7 Summit, and the financial pledge of USD 16.6 million made by the Government of Belgium to the Least Developed Countries Fund, and urged additional contributions to the Fund.	<u>As mentioned in response to paragraph 3 of Decision 13/CP.25 above, the GEF appreciates the contributions by Germany of €100 million and the Netherlands of €20 million confirmed at the 30th LDCF/SCCF council meeting in June 2021. In addition, the GEF appreciates contributions of Belgium, Finland, Qatar and Switzerland, amounting to \$33.9 million, in this reporting period, and is ready to continue to work with countries to support climate adaptation priorities with additional contributions announced by Denmark, Sweden and Switzerland.</u> <u>The GEF also appreciates contribution announcement by Switzerland to the SCCF at the 30th LDCF/SCCF Council meeting.</u> <u>The GEF would appreciate further contributions to enable the LDCF to provide additional support to address CCA priorities of LDCs in a timely manner.</u>
Poznan strategic program Paragraph 64: The SBI welcomed the information on progress in the implementation of the Poznan strategic programme on technology transfer contained in the report of the GEF to COP 25	Noted with appreciation of recognition.

UNFCCC COP 25 Decision ³⁰ / CMA 2 Decision ³¹ / SBI 51 and 50 Conclusion ³² / SBSTA 51 and 50 Conclusion ³³	GEF's Response
and noted the related challenges and lessons learned.	
<p>Poznan strategic program Paragraph 65: The SBI also welcomed the continued support provided by the GEF for technology development and transfer on approval by the GEF Council of 8 proposed projects with technology transfer elements for climate change mitigation and 18 proposed projects for adaptation during the GEF reporting period.</p>	Noted with appreciation of recognition.
<p>Poznan strategic program Paragraph 66: The SBI further welcomed the approval by the GEF Council of the fourth phase of the global project on TNAs, whereby support is being provided to 15 LDCs and SIDS for conducting or updating their TNAs. The SBI noted that some LDCs and SIDS have not been included in the fourth phase of the project.</p>	Noted with appreciation of recognition. Opportunities were provided for all LDCs and SIDS that had not yet undertaken a TNA to join the fourth phase. The fourth phase, involving 17 LDCs and SIDS, was endorsed by the CEO in July 2020 and has since begun implementation.
<p>Poznan strategic program Paragraph 67: The SBI noted the importance of implementing the technology action plans resulting from the TNA process, and encouraged Parties to consider using the System for Transparent Allocation of Resources for implementing the outcomes of TNAs and technology action plans.</p>	Please see the response to paragraph 8 of decision 13/CP.25 above.
<p>Poznan strategic program Paragraph 68: The SBI noted and considered the progress, challenges and lessons learned in relation to the global CTCN project supported by the GEF.</p>	Noted.
<p>Poznan strategic program Paragraph 69: The SBI welcomed the ongoing collaboration between the CTCN and the pilot regional climate technology and finance centres supported by the GEF, and encouraged the CTCN to consult with the GEF and relevant multilateral development banks to find ways to harness the lessons learned in a manner that benefits future projects.</p>	<p>Noted with appreciation of recognition. <u>Due to the COVID-19 pandemic, in-person meetings have been limited. The last in-person meeting the GEF had with the CTCN was at COP 25 for the 5th CTCN-GEF Project Steering Committee meeting, during which the two entities discussed the possibilities for harnessing lessons learned and further developing partnership. The GEF continues to attend the CTCN Advisory Board meetings, as appropriate.</u></p> <p><u>The GEF approved an MSP with CTCN engagement from the LDCF and the SCCF through the Challenge Program for Adaptation Innovation in FY20. The project has</u></p>

UNFCCC COP 25 Decision ³⁰ / CMA 2 Decision ³¹ / SBI 51 and 50 Conclusion ³² / SBSTA 51 and 50 Conclusion ³³	GEF's Response
	<u>experienced delays due to the COVID-19 pandemic but is expected to be reviewed for endorsement by the CEO by the end of 2021.</u>
<p>Poznan strategic program Paragraph 72: The SBI recommended that the COP invite the GEF to consider:</p> <p>(a) Exploring ways to include in the fourth phase of the global project on TNAs the LDCs and SIDS that have never undertaken a TNA and have not been included in the phase;</p> <p>(b) Relevant recommendations contained in the evaluation report referred to in paragraph 70 above, within the scope of its mandate and its operational modalities.</p>	<p>The GEF worked with its partners to support the development of TNAs by LDCs and SIDS that chose to undertake them. Two additional countries were included in the fourth phase of the TNA project, which includes the participation of 17 LDCs and SIDS.</p> <p>The GEF continues to work with the TEC and other partners to consider relevant recommendations contained in the TEC's updated evaluation of the PSP. Please see the response to paragraph 8 of decision 13/CP.25 above for more detailed information.</p>
<p>Report of the Subsidiary Body for Scientific and Technological Advice on its fiftieth session, held in Bonn from 17 to 27 June 2019</p>	
<p>Koronivia joint work on agriculture Paragraph 42: The SBSTA and the SBI welcomed the report on the first Koronivia road map in-session workshop, on topic 2(a) (modalities for implementation of the outcomes of the five in-session workshops on issues related to agriculture and other future topics that may arise from this work), which was held in conjunction with SB 49. The SBSTA and the SBI considered the workshop report and agreed to welcome the presentation made by the GCF on its work on issues relating to agriculture, and welcome the subsequent clarification by the secretariat on the process for Parties to submit their views to the Standing Committee on Finance, in line with existing procedures, on elements to be taken into account in developing guidance for the operating entities of the Financial Mechanism.</p>	Noted.
<p>Koronivia joint work on agriculture Paragraph 44: The SBSTA and the SBI welcomed the participation in the workshops of observers and representatives of the operating entities of the Financial Mechanism (GEF and GCF), the Adaptation Fund, the GEF-administered Least Developed Countries Fund, and the constituted bodies under the Convention. They noted with appreciation the work already undertaken on issues related to</p>	Please see the response to paragraph 21 of the SBSTA 51 Report above.

UNFCCC COP 25 Decision ³⁰ / CMA 2 Decision ³¹ / SBI 51 and 50 Conclusion ³² / SBSTA 51 and 50 Conclusion ³³	GEF's Response
agriculture by those entities, and recalled inviting them to contribute to the work and participate in the workshops set out in the Koronivia road map.	
Report of the Subsidiary Body for Implementation on its fiftieth session, held in Bonn from 17 to 27 June 2019	
<p>Koronivia joint work on agriculture Paragraph 44: The SBI and the SBSTA welcomed the report on the first Koronivia road map in-session workshop, on topic 2(a) (modalities for implementation of the outcomes of the five in-session workshops on issues related to agriculture and other future topics that may arise from this work), which was held in conjunction with SB 49. The SBSTA and the SBI considered the workshop report and agreed to:</p> <p>Welcome the presentation made by the GCF on its work on issues relating to agriculture, and welcome the subsequent clarification by the secretariat on the process for Parties to submit their views to the Standing Committee on Finance, in line with existing procedures, on elements to be taken into account in developing guidance for the operating entities of the Financial Mechanism.</p>	Noted.
<p>Koronivia joint work on agriculture Paragraph 46: The SBI and the SBSTA welcomed the participation in the workshops of observers and representatives of the operating entities of the Financial Mechanism (GEF and GCF), the Adaptation Fund, the GEF-administered LDCF, and the constituted bodies under the Convention. They noted with appreciation the work already undertaken on issues related to agriculture by those entities, and recalled inviting them to contribute to the work and participate in the workshops set out in the Koronivia road map.</p>	Please see the response to paragraph 21 of the SBSTA 51 Report above.
<p>Matters relating to the least developed countries Paragraph 71:</p>	An information document was prepared for the 27 th meeting of the LDCF/SCCF Council held in December 2019, which further specified LDCF support for graduating LDCs. ⁵¹

⁵¹ GEF, 2019, [Updated Information Note on Least Developed Countries Fund Support for Graduating Least Developed Countries](#), LDCF/SCCF Council Document GEF/LDCF.SCCF.27/Inf.05.

UNFCCC COP 25 Decision ³⁰ / CMA 2 Decision ³¹ / SBI 51 and 50 Conclusion ³² / SBSTA 51 and 50 Conclusion ³³	GEF's Response
The SBI took note of the information note on LDCF support for graduating LDCs prepared by the GEF.	
<p>Matters relating to the least developed countries Paragraph 72: The SBI decided to recommend that in its decision on guidance to the GEF, COP 25 request the GEF, in administering the LDCF, to continue facilitating the smooth transition of countries graduating from LDC status by continuing to provide approved funding through the LDCF until the completion of projects approved by the LDCF Council prior to those countries' graduation from LDC status.</p>	<p><u>As mentioned in response to paragraph 10 of decision 13/CP.25 above, funds approved through the LDCF for graduating LDCs are secured until project completion.</u></p>
<p>Development and transfer of technologies: Poznan strategic programme on technology transfer Paragraph 78: The SBI welcomed the information on progress in the implementation of the Poznan strategic programme on technology transfer contained in the report of the GEF to COP 24 and noted the related challenges and lessons learned.</p>	<p>Noted with appreciation of recognition.</p>
<p>Development and transfer of technologies: Poznan strategic programme on technology transfer Paragraph 79: The SBI welcomed the continued support provided by the GEF for technology development and transfer, including innovation. It also welcomed the ongoing collaboration between the regional climate technology transfer and finance centres and the CTCN. It encouraged the GEF, the regional centres and the CTCN to continue to collaborate with a view to providing further support to developing country Parties for scaling up their technology-related action for enhanced mitigation and adaptation action, in a balanced manner.</p>	<p>The GEF continues to collaborate with the regional centers and the CTCN, to support developing countries on technology-related needs and activities for enhanced CCM and CCA action.</p>
<p>Development and transfer of technologies: Poznan strategic programme on technology transfer Paragraph 80:</p>	<p>The GEF continues to respond to invitations to consult with the CTCN on the identification of ways to enhance information-sharing among national designated entities and GEF OFPs. The GEF will continue to receive and share information on collaboration between GEF focal</p>

UNFCCC COP 25 Decision ³⁰ / CMA 2 Decision ³¹ / SBI 51 and 50 Conclusion ³² / SBSTA 51 and 50 Conclusion ³³	GEF's Response
<p>The SBI noted the information provided in the report referred to in paragraph 78 above on the collaboration between the GEF focal points and national designated entities for technology development and transfer in response to an invitation from SBI 47,49 and encouraged strengthened collaboration so as to enhance coherence between the support provided by the GEF and that provided by the CTCN for technology transfer activities. It also encouraged the GEF and the CTCN to facilitate the collaboration, as appropriate.</p>	<p>points and national designated entities (NDEs) for technology development and transfer and provide this information in its reports to the COP. The GEF has also invited the CTCN to find ways to participate in GEF ECWs and other meetings to engage with GEF OFPs on this matter.</p> <p>Also, as mentioned in response to paragraph 5 of Decision 13/CP.25, the GEF has approved an MSP, as part of the Challenge Program on Adaptation Innovation, and is currently experiencing delay for the CEO <u>endorsement due to the COVID-19 pandemic.</u></p> <p>The GEF Agency of this project is UNIDO, which is also the co-host of the CTCN. The executing entity for this project will be the network members / Consortium partners of the CTCN.</p>

2. ENGAGEMENT WITH THE UNFCCC

7. Due to the COVID-19 pandemic, COP 26, originally scheduled to take place in Glasgow, United Kingdom, from November 9 to 19, 2020, was postponed to November 1 to 12, 2021. The subsidiary body meetings, originally scheduled to take place in June 2020, were postponed to October 2020 and subsequently moved to virtual meetings from May 31 to June 17, 2021.

8. Thus, in the reporting period, the GEF Secretariat took part only in virtual UNFCCC-related meetings.

9. The GEF report to COP 26 for the reporting period July 1, 2019 to June 30, 2020, approved by the GEF Council through decision by mail, was submitted to the UNFCCC Secretariat on September 30, 2020.⁵² The report summarized the support provided to countries through the GEF Trust Fund (GEFTF), LDCF, SCCF, as well as the CBIT Trust Fund (CBIT TF). The report contained the guidance to the GEF received from COP 25 and the GEF responses.

10. On December 4, 2020, the GEF submitted to the UNFCCC an addendum to the COP report on the status of resources approved by the GEF for the preparation of NCs and BURs from Parties not included in Annex I to the Convention.

11. The GEF CEO and the UNFCCC Executive Secretary, together with senior staff of the two Secretariats, held a virtual meeting on October 23, 2020 to enhance collaboration and to engage in dialogue on subjects of mutual strategic relevance. The first part of the meeting provided an opportunity for the GEF CEO and the UNFCCC Executive Secretary to discuss the status of implementation of the Paris Agreement, and the outlook on, and expectations from, the upcoming COP 26, including finance, capacity building and transparency. Collaboration between the Secretariats in the eighth GEF replenishment (GEF-8) process was also discussed. In the second part of the meeting, senior staff of the two Secretariats exchanged further details and updates on

⁵² GEF, 2020, [Report of the GEF to the 26th Session of the COP to the UNFCCC](#)

the status and scope of the GEF-7 programming, including on EAs, CBIT, the new BTR support, and technology transfer. The subject of access to GEF finance by developing country Parties was also mentioned by the UNFCCC.⁵³

12. The UNFCCC Executive Secretary participated in the 60th GEF Council meeting in June 2021 and addressed the Council in the Executive Secretaries session. She stated that the GEF's original mandate to serve as an operating entity of the Financial Mechanism under the Convention and the Paris Agreement is more crucial than ever. She further provided an update about the subsidiary body meetings and expectations for COP 26, and also shared her perspectives about the GEF-8 replenishment. The representatives of the UNFCCC Secretariat also participated in the 59th GEF and 29th LDCF/SCCF Council meetings held in December 2020. On November 17, 2020, the GEF organized the second virtual informal consultation meeting on financial support for BTRs, following the first informal consultation on this topic that was held on June 18, 2020, to present the modalities and guidelines that will be made available by the GEF for supporting the BTRs and related reporting. The GEF has received guidance from COP 24 and COP 25 to provide support for BTRs. The meeting participants included country representatives, representatives from the UNFCCC Secretariat, LDC Group, UNDP and UNEP.⁵⁴

13. The GEF Secretariat has actively consulted with the UNFCCC Secretariat on the GEF-8 replenishment to ensure that the proposed GEF Programming Directions address UNFCCC and Paris Agreement priorities and recent COP guidance and facilitate synergies with other conventions towards greater effectiveness and impact. Input from the UNFCCC Secretariat has been sought at various levels, including through bilateral technical discussions, engagement of the UNFCCC Secretariat in various thematic discussions at the Technical Advisory Group (TAG) meeting, participation in the first GEF-8 replenishment meeting held on April 22 to 23, 2021, and through submission of written comments on proposed Programming Directions.

14. In the reporting period, the GEF Secretariat participated in the following UNFCCC-related meetings and provided updates on the GEF replenishment, programming, responses to COP guidance, thematic programming and capacity building, among other topics:

- (a) 38th LDC Expert Group (LEG) meeting and GEF briefing, August 20 and 21, 2020;
- (b) 22nd SCF meeting, September 28-30, 2020;
- (c) SCF Informal Webinar: "Improving Reporting on Climate Finance Impacts and Results", October 13, 2020;
- (d) Meeting with UN organizations on building the enhanced transparency framework (ETF), October 15, 2020;
- (e) "Climate Technology Transfer Mechanisms and Networks in Latin America and the Caribbean: Experiences in Forest Monitoring" meeting, October 21, 2020;
- (f) Steering Committee meeting of the TNA Global Support Project, October 27, 2020;

⁵³ GEF, 2020, [Highlights of the Meeting between UNFCCC and GEF Secretariats 23 October 2020 \(virtual\)](#)

⁵⁴ GEF, 2020, [Second Informal Consultation Meeting on Financial Support for Biennial Transparency Reports under the Paris Climate Agreement](#)

- (g) UNFCCC Virtual Dialogue on Experiences and Lessons Learned from the Pilot Regional Climate Technology Transfer Centers Supported by the GEF PSP, November 4, 2020;
- (h) UNFCCC Climate Dialogue: "From Technology Needs to Climate Action", November 10-12, 2020;
- (i) 16th meeting of the CTCN Advisory Board, November 10-12, 2020;
- (j) 21st meeting of the TEC, November 17-20, 2020;
- (k) Workshop of the Koronivia road map: "Improved livestock management systems, including agropastoral production systems and others," November 24-25, 2020;
- (l) Workshop of the Koronivia road map: "Socioeconomic and food security dimensions of climate change in the agricultural sector," December 1-2, 2020;
- (m) 23rd SCF meeting, December 16-17, 2020;
- (n) 39th LEG meeting, March 10-12, 2021;
- (o) 22nd meeting of the TEC, April 20-23, 2021;
- (p) 17th meeting of the CTCN Advisory Board, April 26-29, 2021;
- (q) Task Force Meeting of the Adaptation Committee, April 30, 2021;
- (r) 24th SCF meeting, May 19-20, 2021; and
- (s) May-June 2021 Climate Change Conference- sessions of the subsidiary bodies, May 31 to June 17, 2021.

PART II: GEF INITIATIVES

1. COVID-19 PANDEMIC RESPONSE

16. The world is going through an immense crisis. The COVID-19 pandemic has severely hampered most economic and social activities in all countries and continues to cause human suffering and hardship.

17. Scientific evidence makes it clearer than ever that the fundamental solution to the COVID-19 crisis and prevention of similar crises in the future need to include changes in the way natural systems and human systems interact, with a view to restore balance and ensure health of and on the planet. The GEF has already been pursuing the goal of system change throughout the GEF-7 to help continued human prosperity and protect the environment. The GEF's strategy of focusing on the need to protect and restore the integrity of ecosystems as a central requirement for sustainable economic development is reinforced by the COVID-19 crisis.

18. As governments have striven to find ways to cope the pandemic's massive impact on the societies, the GEF has worked with the countries and Agencies to ensure that its work and its partnerships are not critically disrupted and to adapt to the rapidly changing situation by integrating responses to the COVID-19 pandemic into its business processes. The support for climate change priorities continues to be provided, with the approval of 98 projects from the GEFTF and 16 projects from the LDCF by the Councils in December 2020 and June 2021.

19. Since early 2020, the GEF has been investigating how the effects of the pandemic, including risks, impacts and opportunities, can be properly integrated into its business. The GEF's response to the pandemic has been varied and comprehensive:

- (a) The GEF Secretariat has called on the expertise of the COVID-19 Response Task Force to provide overall guidance for, and assess risks to, its entire investment portfolio. This Task Force met every two weeks in 2020 to examine how the COVID-19 pandemic was affecting key priority programs and focal area investments and what the GEF can do about it. The work of the Task Force resulted in the preparation of a white paper and its findings were presented to the 59th Council meeting.⁵⁵
- (b) The GEF Secretariat initiated in-depth surveys and held intensive dialogues with the Agencies to identify project and program risks and identify disruptions in their business practices that could slow or halt project preparation and implementation. As these assessments were completed, it became clearer what types of projects might have been at a higher operational risk, including across different regions and contexts. Initial information pointed out the problems for projects that involve extensive stakeholder consultations, particularly those with strong participation of indigenous peoples and communities. The Agencies' risk assessment tools and fiduciary risk assessment processes constitute key tools for analyzing and developing an appropriate set of mitigation measures that are appropriate to the context of the project. In response to some of these findings, the GEF granted two extensions of project submission deadlines (in March and April 2020) to allow for more flexibility in project preparation and avoid unnecessary cancellations, as Agencies and their counterparts moved to work online. This increased flexibility to enable Agencies to meet the project preparation deadlines set forth by the GEF Cancellation Policy. As the Covid-19

⁵⁵ GEF, 2020, [White Paper on a COVID-19 Response Strategy](#), Council Document GEF/C.59/Inf.14.

pandemic continued to affect countries, in December 2020 the GEF Council approved an exceptional authorization for the CEO to grant exceptions to cancellation deadlines for up to 24 months until June 2021. Additional extensions based on force majeure are also being granted.

- (c) The GEF Secretariat developed a guidance framework that has helped project proponents better incorporate pandemic-related considerations into project design and preparation and better manage risks and opportunities. An interactive discussion was held with the Agencies to share the COVID-19 pandemic response guidance well before the project submission deadline for the December 2020 Work Program. The GEF's guidance was well received, and it has been compatible with similar frameworks adopted by the Agencies. This could be considered a best practice for the future across the entire GEF partnership.⁵⁶
- (d) Project managers at the GEF Secretariat review projects taking into account the guidance framework on the COVID-19 pandemic response, ensuring that all projects and programs submitted for consideration by the Council have taken into account the risks and opportunities relating to the pandemic that may be reflected in the project outcomes. The results of the detailed review of projects in light of the COVID-19 pandemic response can be found in the individual reports of each project included in the cover notes of the Work Program for the GEFTF, the LDCF and the SCCF presented to the respective Councils.

20. The following operational considerations included in projects can be highlighted:

- (a) Most projects have considered some form of virtual participation for the stakeholder engagement processes and other meetings important for the design and preparation of projects for approval or endorsement by the CEO;
- (b) The limitations on travel have made the Agencies benefit from local technical expertise. In some cases, they have collaborated on creating a shared pool of available experts;
- (c) Several Agencies have re-evaluated expected project co-financing and examined the possibility of targeting public COVID-19 relief funding as a source of co-financing; and
- (d) Several Agencies have explored the possibility of shifting the project execution to local government entities that are closer to the project areas.

21. At a strategic level, Agencies have changed project objectives so that projects can play a central role in the mitigation of the impacts of the pandemic or contribute to the prevention of future pandemics. Examples include:

- (a) Some projects have ensured that NbS are promoted, when and where relevant, as a measure to prevent future pandemics;
- (b) Several projects have focused on supporting and engaging local communities in project activities to mitigate the widespread economic impacts of the pandemic;
- (c) Some projects have incorporated green recovery and resilience principles in project design to ensure that GEF investments can contribute to “building back better”; and

⁵⁶ GEF, 2020, [Project Design and Review Considerations in Response to the COVID-19 Crisis and the Mitigation of Future Pandemics](#), approved on September 25, 2020.

- (d) Some projects have tested alternative revenue-generating opportunities (including payments for ecosystem services) to diversify income for local communities that have lost their livelihoods.

22. The COVID-19 pandemic has disrupted work in significant ways. However, in light of the GEF-wide response to the pandemic described above, the GEF believes to be on track to minimize and/or mitigate much of the disruption the pandemic has created on the GEF business. More importantly, by focusing even more on rebuilding the health of the environment and investing in blue and green recovery activities, the work of the GEF can help prevent such crises in the future and contribute to a healthier and more resilient recovery for people and the planet.

2. INTEGRATED APPROACH TO PROGRAMMING

23. In line with the guidance received from COP 24 in 2018,⁵⁷ the GEF Report to COP 25 reported on the GEF's initiatives on "integrated approach" as a key feature of GEF programming to tackle complex existing and emerging challenges facing the global environment. The GEF Strategy⁵⁸ has recognized that complex existing and emerging challenges the global environment is facing and achievement of objectives of multilateral environmental agreements (MEAs) at scale require the drivers of environmental degradation to be addressed in an integrated manner. In such an approach, environment-related investments that have previously been made in an isolated manner, are connected in combined portfolios that are more appropriate for addressing complex, multi-faceted challenges.

24. Integration across key GEF cross-cutting areas was introduced in the GEF-6 through three integrated approach pilots (IAPs), designed to address key drivers of environmental degradation at global or regional scales (taking deforestation out of commodity supply chains; fostering sustainability and resilience for food security in Sub-Saharan Africa; and sustainable cities - harnessing local action for global commons). These programs, which are now in the implementation phase, are expected to deliver substantial global environmental benefits, including reduction of greenhouse gas (GHG) emissions amounting to 806 Mt CO₂ eq.

25. While results will be formally reported for the first time at the mid-term review stage, lead Agencies overseeing IAP programs are reporting on results in their yearly reports. In addition to early and intermediate results, the reports highlight the steps taken to position each program for impactful outcomes, including governance frameworks that encompass multiple levels of involvement and mechanisms to address complexity; accommodate diverse stakeholders with a focus on the role of the private sector; build ownership through dialogue and collective action; create knowledge to inform decision-making; mainstream gender; and increase resilience to shocks and risks. These programs continue to provide useful lessons for achieving large-scale global environmental benefits through integrated approach, which also helps ensure their sustainability over time.

26. The IAP progress and achievements were included in the detailed assessment carried out in the latest GEF Monitoring Report,⁵⁹ which was presented to the GEF Council in December 2020. The

⁵⁷ UNFCCC, 2018, [COP 24 Report](#), Decision 6/CP.24, Paragraph 5: "Acknowledged the increased integration of climate change priorities into other focal areas and the impact programmes in the seventh replenishment of the Global Environment Facility, as well as the increased focus on innovation and enhanced synergies with other focal areas".

⁵⁸ GEF, 2014, [GEF 2020 Strategy for the GEF](#)

⁵⁹ GEF, 2020, [GEF Monitoring Report](#), Council Document GEF/C.59/03/Rev.01.

assessment showed that participating countries, Agencies and executing partners are adapting and finding alternative means of implementation in light of disruptions due to the COVID-19 pandemic. They are contributing to sustainable food production, reducing deforestation from commodity supply chains, and placing cities on the path towards sustainability.

27. The integrated approach has become a key priority for GEF programming, including the implementation of the CCM Focal Area Strategy, aimed at supporting developing countries and countries with economies in transition (CEIT) in making transformational shift towards low-emission and climate-resilient development pathways. In the GEF-7, three IPs (on Food Systems, Land Use and Restoration (FOLUR), Sustainable Forest Management (SFM), and Sustainable Cities) further strengthened this approach by expanding the focus on system transformation. They are enhancing synergies and delivering multiple benefits across the different GEF focal areas, such as biodiversity, CCM, international waters, land degradation and chemicals and waste. These three IPs promote a more effective use of resources, responding to countries' priorities, consistent with their commitments to the implementation of MEAs and enhancing country ownership.⁶⁰

28. Integrated programming is part of a compelling vision and transformational strategy in the ongoing GEF-8 process to help countries achieve a green and blue post-COVID-19 pandemic recovery.

3. PRIVATE SECTOR ENGAGEMENT

29. The GEF-7 included a two-pillar strategy to engage with the private sector. The first pillar is focused on blended finance through the NGI Program with \$136.0 million; the second pillar is to work with the private sector as an agent for market transformation. This two-pillar strategy is aligned with UNFCCC guidance to the GEF received at COP 23, which encouraged the GEF to further enhance engagement with the private sector for the development of climate technology projects and to further expand the use of NGIs.

30. Blended finance projects supported through the NGI Program are selected following a competitive process, through several rounds of open calls for proposals to Agencies. Since the start of the GEF-7 period, the GEF has launched four calls for proposals and received 40 project proposals requesting more than four times the amount available for the NGI Program in the GEF-7. In the reporting period, there were two call for proposals following the first two very successful call for proposals announced in the last reporting period.

31. In the third call for proposals that closed in July 2020, the GEF received ten project proposals and selected one project. The selected project, COVID-19 Off-Grid Recovery Platform, supports an innovative financial mechanism that seeks to provide fast-tracked flexible financing to energy access companies that have been severely affected by the COVID-19 crisis. The project seeks to uphold the significant progress made by clean energy access companies in Africa to date, providing them with immediate access to financing to prevent a "reverse energy transition" that could jeopardize the significant CCM and development benefits that have been delivered by the energy access industry across the African continent. The platform will extend finance to at least 45 energy companies, installing additional 47 MW of clean energy capacity, and providing new or continued

⁶⁰ UNFCCC, 2018, [COP 24 Report](#), Decision 6/CP.24, Paragraph 6: "Highlights the importance of enhancing country ownership in the impact programmes of the seventh replenishment of the Global Environment Facility".

energy access services to 2.5 million people. The project is expected to result in approximately 2.5 Mt CO₂ eq in direct GHG emission reductions.

32. The fourth call for proposals was launched in January 2021 and resulted in the Council approval of two projects totaling \$14.5 million, including project preparation grants (PPGs) and Agency fees. The common feature of the two projects is their potential to support green recovery by generating multiple environmental benefits that are important for the future of the planet yet are challenging for financiers to achieve without GEF support. The two selected projects seek to provide innovative solutions to private sector recipients to ensure a green and resilient recovery from the COVID-19 pandemic impacts and are expected to result in significant CCM and CCA benefits and to cumulatively generate 21.7 Mt CO₂ eq in GHG emission reductions.

33. The second pillar of private sector engagement is to mobilize the private sector as an agent of market transformation. This pillar strives to achieve private sector engagement at all scales, and across all GEF programs, transform the markets and economic systems required to tackle key drivers of environmental degradation, reverse unsustainable global trends and extend the delivery of global environmental benefits.

34. In the reporting period, the 59th GEF Council meeting in December 2020 approved GEF's Private Sector Engagement Strategy (PSES).⁶¹ The PSES is supported by an Implementation Plan that sets actions and deliverables until the end of the GEF-7 period. The PSES is founded on three core elements that include the goal of working with multi-stakeholder platforms to address GHG emission reductions across the main economic systems of energy, food, mobility and cities.

35. The objective of working with multi-stakeholder platforms in addressing climate change is to transform markets and economic systems at the scale required to drive the uptake of low-carbon and climate-resilient solutions and reverse land-based emissions in the agriculture, forestry and other land use (AFOLU) sector through value chain approaches, as well as horizontally through landscapes, cities, countries and regions. This horizontal and vertical approach to working with the private sector extends the reach of GEF funding beyond specific regions and brings a wider range of resources and solutions from all levels of the private sector.

36. Examples of GEF's private sector engagement through multi-stakeholder platforms for climate change include the "We Mean Business" coalition, the "Science Based Targets" network, the "Race to Zero" and the "Race to Resilience" in support of non-state actor initiatives under the Lima-Paris Action Agenda.

37. In the reporting period, GEF's Sustainable Cities IP supported the World Business Council for Sustainable Development (WBCSD), Cities Climate Leadership Group (C40) Cities and CDP's City-Business Climate Alliance (CBCA) multi-stakeholder platforms. As part of the CBCA, C40 Cities, CDP and WBCSD have joined forces to accelerate climate action and support cities and businesses to translate their global climate commitments into practical actions. In addition, the CBCA provides a model for the way city governments and businesses across the world can break down barriers to cooperation and collaboration, connecting cities and business to a global network of successful city-business partnerships, enabling peer-to-peer learning, and supporting cities at the local level to set-up new partnerships.

⁶¹ GEF, 2020, [GEF's Private Sector Engagement Strategy](#), Council Document GEF/C.59/07/Rev.01.

38. A key private sector engagement modality under the PSES is fostering industry leadership and raising ambition for climate action. The GEF is working to support business engagement under initiatives such as the “Race to Zero” campaign, led by the High-Level Climate Champions for Climate Action, and post COVID-19 pandemic green recovery plans to “build back better/greener” that target emission reductions in key sectors such as infrastructure, transport and energy.

39. GEF’s work in raising private sector ambition aims to drive private sector net zero commitments into tangible climate change deliverables in the GEF portfolio, notably through the IPs that support the integrated approaches favored by the private sector. GEF’s work to engage the private sector in addressing climate change through the IPs under the PSES includes private sector actors across:

- (a) Business chambers of commerce, industry associations, farmer producer associations and business sustainability networks;
- (b) Networks of cities, including the World Economic Forum (WEF), the WBCSD and the C40;
- (c) Sectoral initiatives in fashion and agri-commodities that seek to target investments into emission-intensive sections of the value chain, including scope III emissions from primary producers; and
- (d) Investors and the finance sector with the goal to shift private sector financial flows through incentives such as carbon pricing, the elimination of perverse subsidies and the procurement of sustainably produced commodities.

4. NATURE-BASED SOLUTIONS

40. NbS have gained increasing visibility and support in recent years as a cost-effective way to deliver CCM and CCA impacts, while simultaneously addressing land degradation and biodiversity loss. The COVID-19 pandemic has underscored the devastating impacts of the disconnect between natural and human systems. The momentum for NbS has continued to strengthen in the lead-up to COP26, including as demonstrated by the Leaders Pledge for Nature.⁶² There is also a growing understanding of the tangible, multiple and inter-related dividends to be gained by investing in nature and ecosystem services, including as thoroughly articulated in the Dasgupta Review.⁶³

41. In December 2020, the Scientific, Technical and Advisory Panel (STAP) prepared an advisory document on NbS and the GEF. It highlighted the GEF’ strong record of tackling the world’s most pressing environmental challenges, as a large portion of GEF finance has been directly or indirectly focused on natural solutions for achieving global environmental benefits and resilience impacts. The STAP document also identified opportunities to advance the NbS approach in the future and made a set of recommendations on how to improve the consideration of NbS in GEF projects. As an input to this document, an extensive review of ongoing GEF projects was conducted to analyze their adherence to principles of the NbS approach, which informed a workshop for specialists in the field of NbS on May 19 to 20, 2020.⁶⁴ This workshop concluded that the GEF has an important role to play in furthering NbS and produced a set of conclusions for advancing an agenda for NbS going forward.

⁶² [Leaders Pledge for Nature](#)

⁶³ United Kingdom Treasury, 2021, [The Economics of Biodiversity: The Dasgupta Review](#)

⁶⁴ STAP, 2020, [Nature-based Solutions and the GEF: Workshop Summary](#)

42. This STAP document conveyed a set of specific topics for the GEF and the broader development community with regard to NbS. It also suggested a set of guidelines for GEF projects to successfully utilize NbS, including: i) applying system thinking; ii) developing a clear rationale and robust theory of change; iii) choosing the innovations that can be scaled; iv) assessing climate risks at the project development stage; v) maximizing global environmental benefits; vi) enumerating co-benefits; vii) developing multi-stakeholder dialogue; viii) analyzing the barriers to, and enablers of, scaling and transformation; ix) establishing a monitoring, evaluation and learning process; x) ensuring durability; and xi) considering behavior change. In addition, the document recommends that approaching NbS from the standpoint of solving societal problems may open different ways of delivering that otherwise might have remained untapped.

43. The GEF CEO and Chairperson convened a TAG meeting from February 8 to 11, 2021, which involved more than 400 leading scientists and environmental experts to share their perspectives on the GEF investment priorities and opportunities.⁶⁵ This TAG meeting featured the cross-cutting theme of NbS. Participants highlighted the importance of, and recognized an opportunity for, NbS to become a theme for integration across GEF programming, including by linking NbS with the efforts to build back greener and bluer economies. Participants also highlighted that by integrating NbS into the GEF-8 framework, GEF finance will increasingly contribute co-benefits to addressing critical societal challenges, including as related to human health, which has traditionally been viewed as outside the GEF's sphere of interest but is known to be directly related to ecosystem health.

44. The GEF also continued to be an active member of the Global Commission on Adaptation (GCA)'s Action Track on NbS until its conclusion at the Global Summit on Adaptation on January 25-26, 2021. Further progress made through this Action Track included identifying and profiling a selection of innovative financing models that are mobilizing private finance for investing in NbS to adapt to climate change. An event was co-hosted by the GEF and other members of this Action Track on October 14, 2020, to discuss what needs to be done to further catalyze innovation and private sector investment in CCA.⁶⁶

45. The GEF has been actively supportive of the Leaders Pledge for Nature and has endorsed it. The CEO and Chairperson participated in the high-level Leaders Event for Nature on September 28, 2020.⁶⁷

46. Specific examples of projects with a NbS focus that were supported in the reporting period by the GEF are:

- (a) *Using Systemic Approaches and Simulation to Scale Nature-Based Infrastructure for Climate Adaptation* (Fund: SCCF; Agency: UNIDO). This project will create an enabling environment for scaling up nature-based infrastructure (NBI) by increasing certainty and predictability of the performance of natural assets as solutions for CCA. This will be achieved by carrying out economic and biophysical valuation of ecosystems services and co-benefits provided by NBI to enhance CCA. The project will use innovative and verified simulation methodology that incorporates system dynamics and project finance modelling for the valuation and will systematically integrate climate data from

⁶⁵ [More than 400 Scientists Brainstorm GEF Investment Priorities](#), Web article, GEF, February 2021.

⁶⁶ [Innovative Financing Models for Private Sector Investments in Nature Based Solutions for Adaptation](#), Web article, Global Centre on Adaptation, January 2021.

⁶⁷ [Leaders' Pledge for Nature: World Leaders Commit to Reversing Nature Loss by 2030](#), GEF Web Article, December 2020.

the EU Copernicus Climate Data Store in the models. In addition to demonstrating valuation of selected NBI projects, the project will create an interactive public online database for NBI valuation; build capacity of decision makers and users through workshops and a massive online open course; and develop partnerships for global outreach and uptake of NBI. The project will address a critical barrier of limited understanding of nature's potential to provide CCA benefits and services and will establish natural infrastructure as tangible and reliable assets for attracting public and private infrastructure investment. Finally, the project will provide strong evidence base for the GEF and its partners to mainstream NBI in its investments. With the use of \$2.0 million of SCCF finance to catalyze \$3.6 million in co-financing, this project will benefit 115,000 climate vulnerable people and support 21,425 ha of land management for climate resilience.

- (b) *Managing Watersheds for Enhanced Resilience of Communities to Climate Change in Nepal* (Fund: LDCF; Agency: World Wildlife Fund (WWF)-United States). This project will aim to enhance climate resilience of *indigenous* people and local communities in the Marin watershed through NbS and livelihood diversification. Nepal is vulnerable to numerous climate-induced hazards such as floods, landslides and debris flows due to its steep topography. Extended drought affects the mid-hills and mountains, while glacial melt significantly increases the potential risk of glacial lake outburst floods in high mountains. Marin is one of the regions having communities highly vulnerable to climate change risks and impacts. With the use of \$4.4 million in LDCF finance to catalyze \$25.8 million in co-financing, the project will result in CCA benefits for 40,000 direct beneficiaries, of whom 18,000 are female, and place 10,000 ha of land under climate-resilient management.

5. COMPLEMENTARITY IN CLIMATE FINANCE AND LONG-TERM VISION

47. The GEF Secretariat and the GCF Secretariat have continued to discuss concrete measures to enhance complementarity, collaboration and coordinated engagement in the reporting period. The GEF CEO and Chairperson, the GCF Executive Director, and the respective Secretariats held discussions and made joint engagements, including on defining a Long-term Vision (LTV) on complementarity between the two entities, which has been presented to and welcomed by the GEF Council,⁶⁸ strengthening collaboration and shared support for major initiatives and further promoting joint efforts on communication, outreach and sharing of lessons learned during the implementation of the respective portfolios.

48. Efforts to lay out a shared LTV build on the Pilot Coordinated Engagement Initiative that the GEF and the GCF have been carrying out since 2018, with a view of further defining specific areas of cooperation where complementarity of action can increase efficacy and cost-effectiveness of the respective strategies and interventions.

49. The respective visions and missions of the GEF and GCF are partly shared and fully mutually reinforcing. The vision of the GCF is to promote the paradigm shift towards low-emission and climate-resilient development pathways in the context of sustainable development, while the GEF's mission is to safeguard the global environment by helping developing countries meet their commitments to multilateral environmental conventions and by

⁶⁸ GEF, 2021, [Long-Term Vision on Complementarity, Coherence, and Collaboration between the Green Climate Fund and the Global Environment Facility](#), Council Document GEF/C.60/08.

creating and enhancing partnerships at national, regional and global scales based on the principle of sectoral integration and systemic approaches.

50. Recognizing similar mandates, the LTV is intended to continue strengthening the response of the GEF and the GCF to COP guidance, such as decision 8/CP.21, paragraph 14, in which the COP welcomed the efforts of the GEF to engage with the GCF and encouraged both entities to further articulate and build on the complementarity of their policies and programs within the Financial Mechanism of the Convention.

51. The LTV aims at enhancing the planning, implementation and outcomes of GEF and GCF investments, providing a strategic direction for complementarity designed to inform future programming and prospective joint work. More specifically, the LTV will help both entities to jointly progress on coordinating support for major initiatives, facilitate national investment planning, inform each entity's investment and programming strategies, identify, share and apply lessons learned to facilitate the implementation of project and programs for partners, collaborate on development of methodologies and guidance to maximize climate impacts, develop a list of activities or programs each entity will prioritize and support the establishment of collaborating financing platforms.

52. In addition to working on defining the LTV, the GEF and the GCF have continued to explore opportunities to collaborate on specific projects or programs and further expand the portfolio of countries that could receive coordinated financial support from the two entities through either parallel or sequential financing. In the reporting period, there have been advancements in coordinated collaboration on programming of major initiatives for which support from the two entities is considered, including the further expansion of the GEF-funded large-scale program on the Great Green Wall across the Sahelian countries; the Amazon Initiative; the SFM-REDD+ Initiative and the implementation of the electric mobility portfolio.

6. GENDER EQUALITY

53. The GEF's approach to gender equality corresponds with the recognition by the Parties of the importance of involving women and men equally in the development and implementation of national climate policies and projects, including the new UNFCCC gender action plan adopted at COP 25.⁶⁹ The approval of the GEF Policy on Gender Equality,⁷⁰ which came into effect on July 2018, at the onset of the GEF-7, marked GEF's significantly increased ambition to address gender equality. The Policy provided the impetus for the GEF to introduce more robust standards on gender across the GEF project cycle and to promote gender-responsive approaches in GEF projects and programs, including through a set of new principles and requirements to mainstream gender in the design, implementation, monitoring and evaluation of GEF programs and projects.

54. To support the effective implementation of the Policy, the GEF Secretariat launched the GEF Gender Implementation Strategy⁷¹ and disseminated practical Guidance,⁷² developed in close collaboration with GEF partners in 2018. The GEF Gender Partnership (GGP), which includes the UNFCCC Secretariat, continues to serve as an important platform for sharing lessons learned

⁶⁹ UNFCCC, 2019, [Report of COP 25](#), Decision 3/CP.25.

⁷⁰ GEF, 2017, [Policy on Gender Equality](#), Council Document GEF/C.53/04.

⁷¹ GEF, 2018, [GEF Gender Implementation Strategy](#), Council Document GEF/C.54/06.

⁷² GEF, 2018, [Guidance to Advance Gender Equality in GEF Projects and Programs](#), Council Document GEF/C.54/Inf.05.

addressing gender in project design and implementation. A face-to-face GGP meeting was planned for the summer of 2020 but was postponed due to COVID-19 pandemic travel restrictions.

55. In addition, the GEF is continuing its work to enhance capacity of its partners to address gender equality and share lessons learned on links between gender and environment. In 2020, the GEF Country Support Program's (CSP) Stakeholder Empowerment Series (SES) featured a webinar on gender and environment.⁷³ The GEF has also continued to actively promote the Open Online Course on Gender and Environment,⁷⁴ designed to raise awareness and build capacity among GEF partners to mainstream gender in environmental policies, programs and projects. The Course that contains nearly ten hours of instructive material, including a dedicated module on climate change, continues to attract attention and reach a broad set of constituencies (across 185 countries and representatives from non-governmental organizations (NGOs), academia as well as national and local ministries). As at June 30, 2020, 15,526 people had enrolled and nearly 12,700 certificates had been issued (out of those enrolled, 63 percent were female; 36 percent male; and 0.3 percent identified themselves as other). Building on the success of the course, the Secretariat sponsored the translation of all six modules to French and Spanish, which was completed and launched in early fall of 2020.

56. The GEF has continued its efforts to implement the GEF gender tagging system, launched at the onset of the GEF-7. Ongoing efforts to monitor the portfolio and the information derived from the gender tags continues to support learning and serves to ensure policy compliance and prompting gender considerations early in the project cycle. While it is still too early to assess actual results and the effectiveness of the measures put in place, the review of information provided in GEF-7 PIFs and endorsements by the CEO to date suggests measures across the GEF-7 projects and programs towards: (i) improving women's participation, leadership and decision making in natural resource governance; (ii) providing target efforts to improve women's access to income-generated activities, services, credit, technology, information and/or capacity building activities; and (iii) addressing gender gaps related to unequal access and control of natural resources.

57. In addition, the Secretariat has improved mechanisms for Agencies to more coherently report on gender results during implementation, which should allow a more systematic reporting of gender results across the GEF project portfolio. It is expected that the application of new GEF gender tags will help improve reporting on gender results across GEF-7 projects and programs in the future. As the GEF continues to support the effective implementation of the Policy, the focus will naturally gradually shift from compliance in design and development towards monitoring and reporting on gender-responsive measures, results and indicators.

58. In summary, the GEF-7 portfolio⁷⁵ continues to achieve good compliance with the new principles and requirements set out in the Policy. The analysis shows that gender dimensions are considered early in project design and that plans are incorporated to carry out gender analyses and develop gender action plans and sex-disaggregated and gender-sensitive indicators during project development. The review also shows that GEF-7 projects that have reached endorsement

⁷³More information is available at: <https://www.thegef.org/events/csp-stakeholder-empowerment-series-ses-webinar-gender-and-environment>

⁷⁴More information is available at: <https://www.thegef.org/news/open-online-course-gender-and-environment>

⁷⁵ Further information is available in GEF, 2019, [Progress report on the GEF Gender Implementation Strategy](#), Council Document GEF/C.56/Inf.03; GEF, 2020, [Progress report on the GEF Gender Implementation Strategy](#), Council Document GEF/C.58/Inf.05; GEF, 2021, [Progress report on the GEF Gender Implementation Strategy](#), Council Document GEF/C.60/Inf.09; as well as the [GEF Scorecard](#).

or approval by the CEO have used gender analyses to inform project components and gender action plans, including gender-sensitive indicators.

59. The analyses also suggest a positive trend in terms of projects actively reaching out to women's organizations and gender focal points of relevant national ministries, NGOs and civil society. Differences remain, however, with regard to the quality and scope of these early gender considerations as well as in the reporting on activities and results in project implementation reports (PIRs) and mid-term reviews (MTRs).

7. GEF REPLENISHMENT PROCESS

Eighth Replenishment of the GEF Trust Fund

60. The GEF Council, at its 59th meeting in December 2020, requested the Trustee, in cooperation with the Secretariat, to initiate the discussions on the GEF-8.⁷⁶ Resources for the GEFTF are replenished every four years by countries that wish to contribute to the Fund ("Contributing Participants").

61. Through the replenishment process, which consists of a series of meetings over a period of approximately one year, Contributing Participants review the GEF's performance, assess future funding needs and agree on a financing framework, and set out key policy reforms and programming directions.

62. The GEF convened the TAG meeting from February 8 to 11, 2021 with scientists and environmental experts to receive their input for a framework of programming directions for donor governments to consider. The TAG meeting included discussions on proposed priority themes for the GEF, including the links between environmental and human health; greater opportunities to engage with the private sector, indigenous peoples and civil society; ways to manage fragmentation between environmental initiatives; and means through which the GEF can influence policy making in a broad range of areas. The meeting included representatives of GEF Agencies, the STAP, MEAs, and Secretariat staff.

63. The first meeting on the GEF-8 replenishment took place virtually on April 22-23, 2021. The meeting was co-chaired by Vice-President, Development Finance, of the World Bank Group and the GEF CEO and Chairperson. Contributing Participants were joined by observers: five representatives from non-donor recipient countries representing Africa, Asia, Eastern Europe/Central Asia, Latin America, and the SIDS; two NGO/civil society organization(CSO) representatives, one from a donor and another one from a recipient country; one representative of the private sector; one representative of the GCF Secretariat; and one representative of the Adaptation Fund Secretariat. In addition, representatives of GEF Agencies and the secretariats of the five MEAs for which the GEF serves as a/the financial mechanism, including the UNFCCC, also participated in the meetings as observers. The meeting was also attended by representatives of the STAP and the IEO. Comments will also be solicited from GEF Council members on policy and programming documents prepared for replenishment discussions.

64. The first meeting featured discussions on the preliminary findings of IEO's OPS 7, the draft Strategic Position, Programming Directions and Policy Agenda for GEF-8, and the financial

⁷⁶ GEF, 2020, [Summary of the Chair](#), Council Document GEF/C.59/Summary.

structure of the replenishment. Documents presented at the first meeting, along with the Co-Chairs' Summary of the discussions, have been posted online.⁷⁷

65. The second, third and fourth meetings on the GEF-8 are scheduled to take place on September 29-October 1, 2021, January 17-19, 2022 and March 14-16, 2022, respectively, with venues to be confirmed. The Seventh GEF Assembly, which concludes the replenishment process, are expected to place on May 22-24, 2022, with venue to be confirmed.

Development of the Programming Strategy for Climate Change Adaptation

66. The LDCF and the SCCF, designated as part of the operating entity of the financial mechanism of the Paris Agreement and UNFCCC, are entrusted to continue to play a key role in strengthening developing countries' resilience to climate change, with a renewed focus on implementation of CCA action.

67. Unlike the GEF Trust Fund, which is replenished every four years, the LDCF and SCCF receive voluntary contributions with no regular replenishment arrangements. Owing to strong support from donors and high demand from recipient countries, the LDCF has programmed \$1,641.6 million for projects, programs and EAs to meet the special needs of LDCs to adapt to the impacts of climate change. The SCCF has programmed \$352.4 million.

68. In recent years, the predictability of resource availability for the LDCF, as well as overall support for the SCCF, have become increasingly constrained. While the LDCF has benefitted from a resurgence of donor interest and support in the GEF-7 period, the amount of finalized contributions differs significantly from year to year.⁷⁸ Support to the SCCF has attracted less donor interest in the recent years, despite high level of delivery, relevance and effectiveness.⁷⁹

69. Needs of recipient countries for adaptation support have progressively increased due to several factors, such as urgent threats posed by the growing impacts of climate change, growing experience in successfully accessing LDCF/SCCF resources, and enhanced capacity to develop and implement large-scale CCA initiatives. Early LDCF investments in EAs and pilot projects have helped build institutional and technical capacity in LDCs. They have also helped raise recognition of the need to address climate change impacts and CCA options within the national policy agendas and strengthened absorptive capacities for climate finance.

70. The GEF Secretariat has initiated the process of developing the CCA strategy for the LDCF and the SCCF at the 30th LDCF/SCCF Council in June 2021.⁸⁰ The strategy development will be aligned with the GEF-8 replenishment process, recognizing the increasing need for CCA investment, especially in LDCs. This process also entails consultations with key partners and other relevant stakeholders.

⁷⁷ GEF-8 Replenishment (first meeting) documents are available at <https://www.thegef.org/council-meetings/gef-8-replenishment-first-meeting>.

⁷⁸ GEF, 2021, [Progress Report on the Least Developed Countries Fund and the Special Climate Change Fund](#), LDCF/SCCF Council Document GEF/LDCF.SCCF.30/03.

⁷⁹ GEF, 2021, [FY20 Annual Monitoring Review of the Least Developed Countries Fund and the Special Climate Change Fund](#), LDCF/SCCF Council Document GEF/LDCF.SCCF.30/04 and GEF, 2021, [LDCF/SCCF Annual Evaluation Report 2021](#), LDCF/SCCF Council Document GEF/LDCF.SCCF.30/E/Inf.01.

⁸⁰ GEF, 2021, [Planning Note for the Development of the GEF Programming Strategy on Adaptation to Climate Change for the Least Developed Countries Fund and the Special Climate Change Fund and Operational Improvements: July 2022 to June 2026](#), LDCF/SCCF Council Document GEF/LDCF.SCCF.30/07.

71. The outcome of the consultations will inform CCA Programming Directions and Strategy. This strategy document will serve as a guidance for supporting activities under the LDCF and the SCCF in the GEF-8. The results framework and operational procedures may also be revisited and updated, if needed.

PART III: GEF ACHIEVEMENTS

1. CLIMATE CHANGE MITIGATION

Overview of GEF Support for Mitigation

72. Since its establishment in 1991, the GEF has been funding projects with CCM objectives in developing countries and CEIT. As at June 30, 2021, the GEF has funded 1,035 projects on CCM with \$6,813.4 million of GEF support, including GEF project financing, PPGs and Agency fees, in 166 countries. The GEF project financing leveraged \$58,812.5 million from a variety of sources, including GEF Agencies, national and local governments, multilateral and bilateral agencies, the private sector, and CSOs. The average co-financing ratio of CCM projects as at June 30, 2021 is 1 (GEF) to 9.5 (co-financing).⁸¹

73. In addition, the GEF has supported 403 EAs, including NCs, BURs and TNAs, with \$529.3 million, including PPGs and Agency fees from the GEFTF. The GEF's support to EAs is described in Section 6.

74. Out of 1,035 CCM projects that were implemented in developing countries and CEIT (see Table 2), 27.1 percent were in Africa, 30.4 percent in Asia, 18.2 percent in LAC, and 15.7 percent in Eastern Europe and Central Asia (ECA). In addition, 89 projects were funded with global or regional scope, accounting for 8.6 percent of the overall CCM portfolio.

75. Seventeen GEF Agencies have participated in the implementation of these CCM projects. UNDP, the World Bank, UNIDO, and UNEP have the major shares of the portfolio in project development and implementation.

76. Table 3 presents these 1,035 projects by GEF phase and categorizes them by areas, including technology transfer, energy efficiency, renewable energy, sustainable transport, and urban systems, AFOLU, Small Grants Program (SGP), and mixed and others. They also include projects with multiple CCM objectives and multi-focal area (MFA) projects that have direct impact on GHG emission reductions. The total combined share of energy efficiency and renewable energy projects is significant, accounting for approximately 49.5 percent in terms of total number of projects, and 38.8 percent in terms of total CCM funding. The AFOLU sector accounts for 18.0 percent of the total project number and 27.7 percent of the total CCM funding. The sustainable transport and urban systems projects account for 10.2 percent in terms of total number of projects and 12.5 percent of the total CCM funding.

77. The GEF has supported technology transfer in CCM projects and programs. The GEF support focuses on testing and demonstrating innovative mechanisms that are complementary to the efforts of other financial mechanisms to scale up, replicate, and reach critical mass in a timely manner.

⁸¹ The co-financing ratio is calculated in accordance with the GEF Updated Co-financing Policy, excluding EAs, PPGs and Agency fees (GEF, 2018, [Updated Co-financing Policy](#), Council Document GEF/C.54/10/Rev.01).

Table 2: Cumulative GEF Projects on Climate Change Mitigation by Region

Region ^a	Projects		GEF amount ^b		Co-financing ^c		Co-financing ratio
	Number	Share	\$ million	Share	\$ million	Share	
Africa	280	27.1%	1,433.4	21.0%	10,336.1	17.6%	8.0
Asia	315	30.4%	2,024.5	29.7%	23,159.2	39.4%	12.6
ECA	163	15.7%	790.1	11.6%	7,263.1	12.3%	10.2
LAC	188	18.2%	1,293.7	19.0%	8,842.8	15.0%	7.5
Global	78	7.5%	1,175.3	17.2%	8,422.9	14.3%	7.7
Regional	11	1.1%	96.4	1.4%	788.4	1.3%	9.0
Total	1,035	100.0%	6,813.4	100.0%	58,812.5	100.0%	9.5

^a The individual region rows include single country projects in that region; the “global” row includes multi-country projects spanning at least two regions; and the “regional” row includes multi-country projects in the same region.

^b These amounts include all focal area contributions to climate change, including Agency Fees and PPGs.

^c These numbers include actual and expected co-financing.

Table 3: GEF Projects on Climate Change Mitigation by Phase
(Excluding EAs and CBIT Trust Fund^a projects) (in \$ million)

Phase		Technology transfer/ Innovative low-carbon technologies	Energy efficiency	Renewable energy	Transport/Urban	AFOLU	Small Grants Program	Mixed and others	Grand Total
GEF Pilot (1991-1994)	# Projects	2	7	12	2	2	-	3	28
	GEF amount	10.1	33.3	94.5	9.0	4.0	-	46.7	197.6
	Co-financing	0.1	341.2	1,848.0	2.0	0.1	-	145.9	2,337.2
GEF-1 (1994-1998)	# Projects	2	16	16	-	-	-	6	40
	GEF amount	8.2	134.4	146.9	-	-	-	27.0	316.4
	Co-financing	6.2	447.5	809.7	-	-	-	94.5	1,357.8
GEF-2 (1998-2002)	# Projects	6	32	44	6	1	-	6	95
	GEF amount	102.3	189.9	227.8	30.0	0.9	-	19.1	570.1
	Co-financing	827.8	2,025.4	1,097.8	28.3	1.0	-	182.9	4,163.3
GEF-3 (2002-2006)	# Projects	4	29	53	13	-	-	13	112
	GEF amount	64.6	228.2	248.6	88.8	-	-	73.0	703.2
	Co-financing	309.2	1,310.1	1,462.3	886.1	-	-	339.3	4,306.9
GEF-4 (2006-2010)	# Projects	9	83	47	19	25	3	14	200
	GEF amount	46.3	382.5	117.8	109.8	121.5	65.3	79.4	922.6
	Co-financing	215.2	3,747.4	855.7	2,081.7	870.9	44.5	468.4	8,283.8
GEF-5 (2010-2014)	# Projects	37	38	56	25	68	10	17	251
	GEF amount	221.5	199.1	206.6	122.7	506.8	159.0	105.7	1,521.3
	Co-financing	1,787.9	4,355.7	2,022.5	2,477.2	2,338.6	160.5	1,046.1	14,188.6
GEF-6 (2014-2018)	# Projects	12	26	32	32	77	13	25	217
	GEF amount	32.8	110.2	169.0	249.1	642.1	76.0	90.0	1,369.2
	Co-financing	258.4	1,270.3	2,783.3	3,584.1	4,403.9	105.3	691.6	13,091.7
GEF-7 (2018-2022)^h	# Projects	4	14	7	9	13	8	37	92
	GEF amount	32.0	70.6	86.6	241.2	610.3	71.5	101.8	1,212.9
	Co-financing	242.0	1,579.1	1,069.1	2,614.1	5,169.4	96.5	315.5	11,083.2
Total	# Projects	76	245	267	106	186	34	121	1,035

GEF amount	517.8	1,348.3	1,297.8	850.7	1,885.6	371.8	542.8	6,813.4
Co-financing	3,646.7	15,076.7	11,948.4	11,673.6	12,778.6	406.8	3,284.2	58,812.5

^a CBIT projects were funded by the CBIT TF in the GEF-6. Since the GEF-7, they have been funded by the GEFTF and they are included in 'Mixed and others.'

^b 'Technology Transfer' (TT) means 'special initiative on technology transfer' up to the GEF-4, 'promoting innovative low-carbon technologies (LCTs)' in the GEF-5 and 'promoting timely development, demonstration, and financing of LCTs and CCM options' in the GEF-6 and GEF-7.

^c These include projects under the CCM focal objective focused on land use, land-use change and forestry, climate-smart agriculture, and projects receiving SFM incentive.

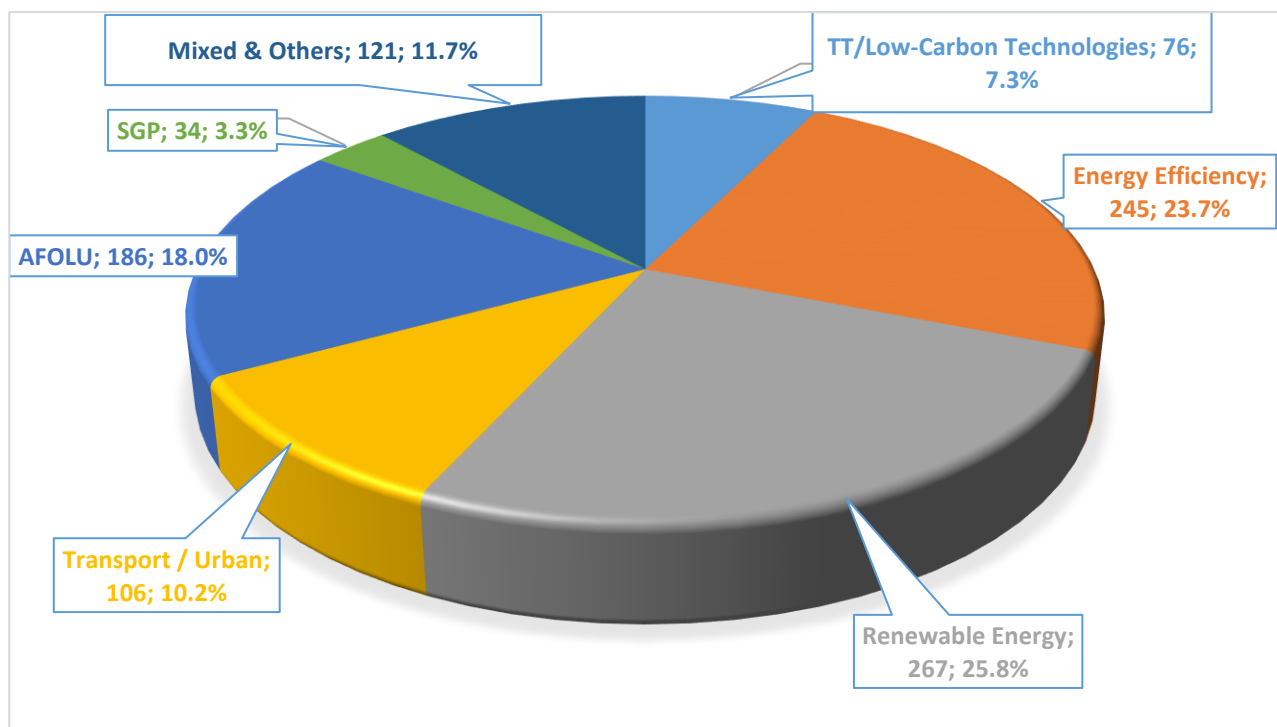
^d In addition to 33 GEF SGP projects and one global program in the table, there were 11 SGP projects from GEF Pilot to the GEF-3 that have CCM objectives. However, funding contributed from CCM was not recorded in these early periods. The total GEF amount for these projects is \$261 million, and they have leveraged \$204 million of co-financing. In the GEF-7, there were two projects supporting the SGP global program with \$128 million in total GEF resources, leveraging \$128 million of co-financing.

^e 'Mixed' projects are projects with multiple CCM objectives. 'Others' include seven projects relating to methane and three projects relating to fuel substitution. In the GEF-6, others include five intended nationally determined contribution preparation projects and two applied research projects on the global commons. In the GEF-7, others include 30 CBIT projects.

^f GEF amounts in this table include PPGs and Agency fees.

^g Co-financing amounts in this table include actual and expected co-financing.

^h Up to June 30, 2021.

Figure 1: Cumulative GEF Projects on Climate Change Mitigation by Sector^a

^a Calculated on the basis of number of projects.

Achievements in the Reporting Period

78. In the reporting period, the GEFTF programmed \$201.0 million, including GEF project financing, PPGs and Agency fees, for activities expected to generate CCM benefits, of which \$146.8 million were drawn from the CCM focal area and the rest from other GEF focal areas and incentive set-asides. Twenty-nine projects (20 CCM projects including seven MFA projects, and two additional investment tranches in existing programs) were approved, as well as seven EAs. Fourteen projects were MSPs, and 13 were FSPs.

79. These 29 projects and programs are expected to leverage approximately \$1.9 billion in co-financing, resulting in a co-financing ratio of 1 (GEF) to 11.6 (co-financing).⁸² They received \$178.3 million in GEFTF resources. Annex 2 lists the CCM projects, programs, and EAs approved under the GEFTF in the reporting period. In the first three years of the GEF-7 period, 40 countries have fully utilized their CCM (System for Transparent Allocation of Resources - STAR) allocation while 97 countries have partly accessed their CCM STAR allocation. Of the 40 countries that have not yet accessed their CCM STAR allocation, 17 countries have used flexibility provisions to fully utilize their GEF-7 climate change STAR allocation through programming under other focal areas, leaving 23 countries that have not yet accessed their CCM STAR allocation but could still access these resources in the last year of GEF-7.

80. The new investments in projects and programs with CCM potential approved in the reporting period are expected to avoid or sequester 195.0 Mt CO₂ eq in total over their lifetime. As at June 30, 2021, three quarters of the way through the GEF-7 programming cycle, with \$470.1 million or

⁸² The co-financing ratio is calculated in accordance with the GEF Updated Co-financing Policy, excluding EAs, PPGs and Agency fees (GEF, 2018, [Updated Co-financing Policy](#), Council Document GEF/C.54/10/Rev.01).

58.6 percent of the GEF-7 CCM resources committed, the cumulative expected emission reductions from GEF-7 approved projects were 1,152.5 Mt CO₂ eq, corresponding to 77.2 percent of the overall GEF-7 GHG emission reduction target of 1.5 billion tCO₂ eq. This indicates that the GEF is on track to deliver on the overall GEF-7 CCM target and is supporting countries in mitigating climate change.

81. The newly approved projects and programs are distributed across 25 countries in four regions and include regional and global projects. Ten projects are in Africa, nine are in Asia and the Pacific, three are in LAC, two are in ECA and five are global. Regional distribution of GEF CCM-relevant investments is \$39.6 million (22.2 percent) for the African region, \$56.3 million (31.6 percent) for Asia and the Pacific, \$6.8 million (3.8 percent) for LAC, \$3.2 million for ECA (1.8 percent) and \$72.4 million (40.6 percent) for global projects.

82. It should be noted that out of the five global projects, one is the addition of a national child project to the global FOLUR IP and another is a global SGP project supporting 54 countries across all regions. The other three projects have a global focus.

83. Seven projects (27.6 percent) are categorized as MFA projects, meaning that project components and funding support are aligned with other GEF strategic objectives, such as biodiversity, land degradation and chemicals and waste. Table 4 shows the distribution of funding for stand-alone and MFA projects. There were no projects that addressed CCA and CCM objectives together as multi-trust fund projects.

84. Three CCM projects and programs focus on energy efficiency; four on renewable energy; four on sustainable transport and urban systems; two on clean technology innovation; one on AFOLU; and 14 have mixed or other objectives (including 10 CBIT projects funded by the GEFTF). In addition, there is one SGP project. Table 5 summarizes estimated emission reductions per type of projects and programs.

85. The projects and programs approved in this reporting period are implemented by eight GEF Agencies. Twenty-seven projects are implemented by a single Agency, while two are multi-Agency investments. UNEP has the largest share in terms of number of single-Agency projects (7, or 23.8 percent), followed by UNDP (6, or 20.6 percent), UNIDO (4, or 14.9 percent), Conservation International (CI) (3, or 10.3 percent), the World Bank (3, or 10.3 percent) and the Food and Agriculture Organization of the United Nations (FAO) (2, or 6.9 percent). The Asian Development Bank (ADB) and the African Development Bank (AfDB) each have one project. UNDP and AfDB, as well as the World Bank and FAO are participating in a multi-Agency program.

Table 4: GEF Funding for Project and Programs with Climate Change Mitigation Components

Phase	Number of projects			GEF amount (\$ million)			
	CCM stand-alone projects	MFA projects	Total	Funding from CCM Focal Area	Funding from other focal areas	Others	Total
GEF-4 (2006-2010)	174	26	200	773.2	149.4	-	922.6
GEF-5 (2010-2014)	166	85	251	1,035.7	461.7	23.9	1,521.3
GEF-6 (2014-2018)	110	107	217	702.0	667.2	-	1,369.2
GEF-7 (2018-2022)*	61	31	92	480.1	732.8	-	1,212.9
Total	511	249	760	2,991.0	2,011.1	23.9	5,026.0

* Up to June 30, 2021.

86. In addition to financing the implementation of projects, the GEF assists eligible countries at their request with the preparation of projects, through PPGs. In the reporting period, the GEF provided a total of \$1.8 million in PPGs from the GEFTF for the preparation of 22 projects out of the 29 approved projects and programs. It is worth noting that the reported number of PPGs does not include the PPGs to be requested by child projects under the programs approved in the reporting period, as the corresponding PPG requests are recorded only at the time of the approval or endorsement of each child project by the CEO.

87. Finally, in the reporting period, 14 GEF-6 projects, of which eight were FSPs and six were MSPs, and 15 GEF-7 projects, of which six were FSPs and nine were MSPs were approved or endorsed by the CEO after the successful submission and clearance of their full project proposals.

Table 5: Expected Results from Project and Programs Approved in the Reporting Period

Type of projects and programs	Total emission reductions (Mt CO ₂ eq)	Number of women	Number of men	Total number of beneficiaries
Technology transfer/Innovative LCTs	21.3	1,692,528	3,949,035	5,641,563
Energy efficiency	39.5	615,480	610,920	1,226,400
Renewable energy	88.7	2,593,157	4,092,273	6,685,430
Urban/Transport	33.8	2,781,290	2,778,289	5,559,579
AFOLU	6.5	15,000	15,000	30,000
Mixed/others	5.2	22,981	29,116	52,097
SGP	0.0	60,000	60,000	120,000
Total	195.0	7,780,436	11,534,633	19,315,069

GEF Support for Key Mitigation Sectors

88. The thematic scope of the GEF portfolio of CCM projects has changed significantly in the GEF-7, compared to the previous replenishment cycles. In particular, the development of CCM projects has moved towards more integrated projects with multi-sectoral approaches aimed at generating the transformation of key economic systems. CCM activities in key sectors supported by the GEF in the reporting period are presented below. Technology transfer, including two projects supported by CCM in this reporting period, is further presented in Section 5, as it is a cross-cutting topic for both CCM and CCA.

Energy Efficiency

89. In the reporting period, three projects with energy efficiency components were approved with funding amounting to \$22.2 million. These three projects leveraged co-financing of \$910.1 million and are targeted to mitigate 39.5 Mt CO₂ eq. These projects are aligned with the key entry point “Accelerating energy efficiency adoption” under Objective 1 of the GEF-7 Climate Change Programming Directions. For example, the GEF/International Finance Corporation (IFC) project *Hotel Green Revitalization Program (HGRP)* will provide a de-risking mechanism that will support the small and medium enterprise (SME) hotel industry ‘build back greener’, while also providing a vital rapid access to finance for a sector that has been devastated by the economic consequences of the pandemic. The program creates a risk mitigation structure that will enable immediate access to finance in local currency to SME hotels pursuing green retrofits. The GEF grant funding of \$10.0 million expects to reach 760 SME hotels through 60 financial institutions across 30 countries, including several SIDS, reducing over 1.8 Mt CO₂eq and leveraging \$802.5 million in co-financing.

Renewable Energy

90. The GEF approved three renewable energy projects and one program in the reporting period, with \$45.2 million in GEF funding and leveraging \$587.4 million in co-financing. Expected GHG emission reductions amount to 88.7 Mt CO₂ eq. These renewable energy projects are aligned with the key entry point “De-centralized renewable power with energy storage” under Objective 1 of the GEF-7 CCM Strategy. They are expected to significantly support developing countries in addressing other environmental and development issues beyond emission reductions. The GEF/AfDB *COVID-19 Off-Grid Recovery Platform* will establish an innovative financing mechanism aimed at quickly deploying funds for energy access companies in their off-grid operations, with a view of addressing the financial distress and short- and medium-term lack of liquidity they are facing as a result of the pandemic. The project will blend and co-invest resources from donor funds and private sector investment funds operating in Africa, to offer affordable debt financing to energy access companies. The GEF’s \$14.2 million grant will achieve 2.5 Mt CO₂ eq of direct GHG emission reductions and leverage \$77.0 million in co-financing.

Sustainable Transport and Urban Systems

91. In the reporting period, the GEF supported four national projects promoting electric mobility in China, Georgia, Malaysia and Thailand, with \$17.5 million in GEF funding and leveraging \$158.6 million in co-financing. These four projects are targeted to mitigate 33.8 Mt CO₂ eq. These projects are aligned with a key entry point “Electric drive technologies and electric mobility” under Objective 1 of the GEF-7 CCM Strategy. For example, the GEF/World Bank project *Pathways for Decarbonizing Transport towards Carbon Neutrality in China* will support development of a

national framework of policies and technical standards towards decarbonizing transport, which would be implemented in a selected city cluster or metropolitan region. The project will also assist pilot localities to identify green mobility investments as part of their decarbonization pathway and to implement some innovative measures in pilot scales. The GEF \$11.0 million grant will result in the reduction of 27.1 Mt CO₂ eq over the lifetime of the project and leverage \$110.0 million in co-financing.

AFOLU

92. The GEF-7 Programming Directions channel CCM resources to the AFOLU sector through the FOLUR and SFM IPs. In the reporting period, the fourth call for selection of country concepts for the FOLUR IP was organized. This call resulted in a program addendum, with Madagascar joining the FOLUR IP. This third addendum increased the GEF funding amount by \$10.8 million in project financing and Agency fees. GEF project financing is \$9.9 million and includes \$1.1 million from the CCM allocation. The remaining GEF project financing comes from the biodiversity allocation and the FOLUR IP set-aside. GEF funding for this project will leverage an additional \$65.0 million in co-financing and target the mitigation or avoidance of 6.5 Mt CO₂ eq.

Mixed and Others

93. In the reporting period, the GEF supported 14 projects that re categorized as mixed, out of which 10 are CBIT projects. For example, the GEF/UNIDO project *Greening Hurghada* in Egypt will help reduce environmental pressure from the tourism sector to preserve biodiversity, while promoting low-carbon and sustainability practices across the hospitality industry to reduce GHG emissions. Key activities to be financed will include the improvement of the management of key touristic sites and diving destinations, the optimization of energy use in hotels, provision of support for the electrification of the transport sector, and the mainstreaming of biodiversity and climate consideration in the key income generating activities for local communities. In addition, investments in the energy and transportation sector will contribute to avoiding approximately 1.0 Mt CO₂eq of emissions. The GEF's \$4.4 million grant will leverage \$22.0 million in co-financing.

94. Ten CBIT projects approved in the reporting period with CCM set-aside funding were categorized as others. They are described in Annex 2, while the CBIT is further discussed in Section 4.

2. GEF SMALL GRANTS PROGRAM

Small Grants Program for Climate Change Mitigation

95. Since its launch in 1992, the GEF SGP, implemented by UNDP, has been actively supporting community-based actions that lead to global environmental benefits and sustainable development.

96. The GEF SGP provides grants of up to \$50,000 (and on average \$25,000) directly to CSOs and community-based organizations (CBOs) to undertake projects that address global environmental and sustainable development challenges. Since its inception, the Program has supported more than 25,000 projects implemented by civil society and community-based groups in 133 countries.⁸³ More than \$337 million have been allocated by the GEF to support community

⁸³ As at June 30, 2021, the SGP is active in 129 countries.

solutions to climate change, which have leveraged over \$372 million in in-kind and cash co-financing.

97. In the reporting period, the third global project of \$43.2 million of STAR GEF funding was approved by the GEF Council in its December 2020 Work Program. Of this amount, a total of \$10.6 million, along with \$10.97 million in expected co-financing, will support community-based grants targeting CCM objectives.⁸⁴

98. According to the latest SGP Annual Monitoring Report (reporting period from July 2019 to June 2020), 286 CCM projects were completed, with 590 active projects financed with GEF funding amounting to \$20.8 million, including PPGs and Agency fees, and co-financing of \$23.8 million. The majority of projects in the portfolio focused on application of LCTs (70.3 percent) with renewable energy projects comprising 45.8 percent; while projects focusing on energy efficiency solutions corresponded to 23.8 percent; and projects on the conservation and enhancement of carbon stocks accounted for 28.2 percent of the projects. Thirty-two percent of the country programs addressed community-level barriers to deploy low-GHG technologies. The SGP projects also restored 43,226 ha of forests and non-forest lands that contributed towards enhancing carbon stocks; 58 typologies of community-oriented and locally adapted energy access solutions were successfully demonstrated, scaled up and replicated; and 44,106 households benefited from energy access, increased income, health benefits and improved services.

99. In the GEF-7, SGP's CCM strategy aims to demonstrate and scale up low-carbon, viable, and appropriate technologies and approaches to improve community energy access. As a frontline community program, the SGP also supported communities and civil society partners in facing the challenges posed by the COVID-19 pandemic.

100. To facilitate effective response, the SGP has aligned its efforts with the GEF and UNDP strategies on addressing the COVID-19 pandemic by developing guidance notes to the SGP country programs on possible measures and approaches. The SGP country program teams swiftly contributed to immediate response and relief efforts at the onset of the pandemic, in close coordination with UNDP country offices and other United Nations agencies, in many cases leveraging resources and serving as a delivery mechanism of the initiatives. With regard to energy access that is key for pandemic response and green recovery, the SGP incorporated green recovery considerations, supporting health facilities, digital technologies and green jobs that are in line with the Climate Change Focal Area Strategy. SGP support specifically targeted the most vulnerable populations (e.g. women, indigenous peoples, youth, and persons with disabilities) to amplify the country response and reduce negative impacts.

101. In supporting community-level actions for implementation of the Paris Agreement with an increased focus on the NDCs, the SGP focuses on the following initiatives: (i) promotion of renewable and energy efficient technologies providing socio-economic benefits and improving livelihoods, including innovative and catalytic financing; and (ii) support of off-grid energy service needs in rural and urban areas. The SGP will support innovative technologies and approaches with initial catalytic financing and then encourage wider deployment and upscaling.

⁸⁴ In addition, a total of \$425,000, including PPGs and Agency fees, were endorsed for two SGP upgraded country programs (Peru, Sri Lanka). There were no STAR allocations for financing SGP activities in the area of CCM.

102. The SGP focuses on capacity building, knowledge management, and systematization, putting in place enabling frameworks and mechanisms at the community level and partners with national and global initiatives to ensure that innovations are implemented based on programmatic approach creating larger impacts.

103. The SGP utilizes its proven mechanisms such as the CSO-Government-Private Sector dialogues to galvanize a “whole society” effort to raise the ambition for climate action, help shape green recovery strategies, hold local and national governments accountable, and ensure inclusion of community voices and priorities in national and/or local efforts to enhance and implement the commitments from the NDCs, taking into consideration pandemic response and recovery policies.

104. As an example, in the reporting period, the SGP supported the Ebtakar Inspiring Entrepreneurs of Afghanistan Organization to promote renewable energy in the country and raise awareness of climate change by introducing zero-carbon food carts to inspire people to take action towards CCM by replacing fossil fuel combustion with renewable energy sources. The project supported 70 women from underprivileged communities in Kabul by offering them employment opportunities during the COVID-19 pandemic. The women were trained to run their businesses in 35 solar food carts developed by the project, allowing each woman to earn an income of around \$11 per day through the initiative. The project was thereafter adapted to the changing realities of the pandemic environment, by converting the solar carts into disinfectant carts with support from the Government. These solar carts avoided daily emissions of 805 kg of CO₂ eq. In addition to inspiring and educating people on using renewable energy to meet their energy demands, the project demonstrated the inclusion of women into the socio-economic activities and their efforts towards mitigating climate change in Afghanistan. The project has been widely featured as an example of resilience and COVID-19 pandemic response, including by BBC, Al Jazeera, and the Guardian, and received the Waislitz Global Citizens' Choice Award.

Small Grants Program for Climate Change Adaptation

105. The SGP also supports CCA initiatives under partnership and co-financing resources from the Australian’s Government Department of Foreign Affairs and Trade (DFAT). With US\$12 million in funding from DFAT, the objective of the partnership is to improve the climate resilience of local communities in 41 countries, including 37 SIDS. Community-based adaptation (CBA) projects invest in capacity development and awareness-raising initiatives aimed at strengthening the resilience of local communities to climate change through sustainable NbS that optimize environmental, economic and social outcomes. The projects’ integrated approach to land, water, forest and coastal resource management also contributes to environmental benefits in other multi-focal areas.

106. Since 2009, the Program has funded over 184 SGP grants and over 53 planning grants. Main project focal areas include water access and sanitation, coastal zone management, land degradation and climate smart agriculture. As at June 30, 2021, more than 250,000 persons have benefitted from CBA projects and activities; 13,000 ha of land have been restored and are under improved management and 35,583 persons have an improved access to water and basic sanitation.

3. CLIMATE CHANGE ADAPTATION

Background on GEF Support for Adaptation

107. The GEF plays a pioneering role in supporting CCA action. Its two funds that prioritize CCA, the LDCF and the SCCF,⁸⁵ were established in 2001 as an outcome of the Marrakesh Accords, and have thus reached their twenty-year mark. Today, they support an extensive portfolio on climate resilience, comprising 411 approved projects totaling \$1,988.4 million, including GEF project financing, PPGs and Agency fees, and leveraging \$9,493.8 million in co-financing, which is not required.

108. The LDCF was established to support the special needs of LDCs, as included in Article 4.9 of the UNFCCC and the LDC work programme. The SCCF was established to finance activities, programs and measures relating to climate change that complement those funded by the CCM focal area of the GEFTF, and through bilateral and multilateral sources. While the SCCF has four financing windows, CCA was prioritized, in accordance with COP guidance (decision 5/CP.9).

109. Projects and programs supported through both funds are designed based on the information and guidance provided in NCs, national adaptation programs of action (NAPAs), NAPs and NDCs, as well as other relevant assessments and action plans. They adhere to the guiding principles of country-driven actions, replicability, sustainability and stakeholder participation, with a strong focus on gender equality and mainstreaming. These guiding principles are elaborated in relevant GEF policies, as well as in the programming principles and strategies that guide its support for CCA. Innovation and private sector engagement are emerging priorities, especially for the SCCF.

110. Following the COP guidance to support the NAP process (decision 12/CP.18, paragraphs 1 and 4), the GEF provided support to countries to initiate or advance their NAP processes. Further details are contained in Sub-section (d) below.

111. The GEF continues to work with the LDC Group, the Adaptation Committee, the LEG, and other relevant bodies under the UNFCCC and Paris Agreement to enhance the effectiveness of support provided through the LDCF and the SCCF to developing countries towards the formulation of their NAP processes.

112. In accordance with the guidance provided by the COP, the GEF Programming Strategy on Adaptation to Climate Change for the LDCF and SCCF and Operational Improvements for the Period 2018-2022⁸⁶ has three strategic objectives that guide programming under the LDCF and the SCCF in the GEF-7 period:

- Objective 1: Reduce vulnerability and increase resilience through innovation and technology transfer for climate change adaptation;
- Objective 2: Mainstream climate change adaptation and resilience for systemic impact;

⁸⁵ The Strategic Priority on Adaptation (SPA), launched in 2005 as a \$50 million allocation towards CCA within the GEFTF, supported 26 innovative pilot projects. Initial lessons from the SPA portfolio were captured in a 2010 evaluation. The SPA resources have been fully allocated.

⁸⁶ GEF, 2018, [GEF Programming Strategy on Adaptation to Climate Change for the LDCF and SCCF and Operational Improvements 2018-2022](#), LDCF/SCCF Council Document GEF/LDCF.SCCF.24/03.

- Objective 3: Foster enabling conditions for effective and integrated climate change adaptation.

113. The current Programming Strategy has four associated core indicators, presented in Table 6 below.

Table 6: Core Indicators for the LDCF and the SCCF (2018-2022)

Adaptation Strategy Objective	Core Indicator	Sex disaggregated?
Reduce vulnerability and increase resilience through innovation and technology transfer for climate change adaptation	Number of direct beneficiaries	Yes
	Area of land under climate-resilient management (ha)	N/A
Mainstream climate change adaptation and resilience for systemic impact	Number of policies, plans, or development frameworks that mainstream climate resilience	N/A
Foster enabling conditions for effective and integrated climate change adaptation	Number of people with enhanced capacity to identify climate risk and/or engage in adaptation measures	Yes

114. The updated Results Framework for the Programming Strategy, with indicators for expected outcomes and outputs, was finalized in August 2019 after consultation with GEF Agencies.⁸⁷ This reporting period corresponds to the third year of implementing the Programming Strategy.

115. The 30th LDCF/SCCF Council meeting in June 2021 approved the Planning Note for the Development of the GEF Programming Strategy on Adaptation to Climate Change for the Least Developed Countries Fund and Special Climate Change Fund and Operational Improvement: July 2022 to June 2026⁸⁸. As part of this process, the results framework and GEF's operational procedures may be revisited and updated, if needed.

Least Developed Countries Fund

Achievements since Inception

116. As at June 30, 2021, cumulative pledges to the LDCF amounted to \$1,778.2 million, of which \$1,586.1 million have been received (see Annex 6). The LDCF received approximately \$177.5 million in new pledges in the reporting period.⁸⁹

117. From its inception to June 30, 2021, \$1,641.6 million have been approved for 325 projects, programs and EAs to meet the mandate of the LDCF, mobilizing an additional \$6,833.3 million in co-financing, which is not required. The LDCF has to date supported 51 countries⁹⁰ to prepare their

⁸⁷ GEF, 2019, [GEF Climate Change Adaptation Results Framework \(GEF-7\)](#)

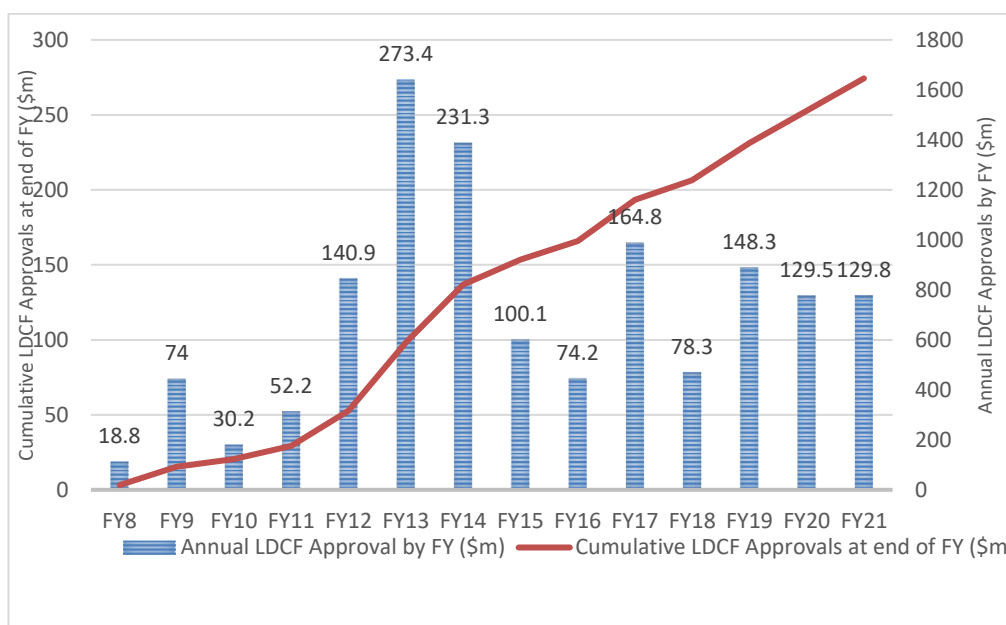
⁸⁸ GEF, 2021, [Planning Note for the Development of the GEF Programming Strategy on Adaptation to Climate Change for the Least Developed Countries Fund and the Special Climate Change Fund and Operational Improvements: July 2022 to June 2026](#), LDCF/SCCF Council Document GEF/LDCF.SCCF.30/07.

⁸⁹ This includes contributions from Belgium, Finland, Germany, Ireland, the Netherlands and Switzerland.

⁹⁰ Afghanistan, Angola, Bangladesh, Benin, Bhutan, Burkina Faso, Burundi, Cabo Verde, Cambodia, Central African Republic, Chad, Comoros, Democratic Republic of the Congo, Djibouti, Equatorial Guinea, Eritrea, Ethiopia, The Gambia, Guinea, Guinea Bissau, Haiti, Kiribati, Lao People's Democratic Republic, Lesotho, Liberia, Madagascar, Malawi, Maldives, Mali, Mauritania, Mozambique, Myanmar, Nepal,

NAPAs and funded two global NAPA projects, all of which have been submitted to the UNFCCC. As at June 30, 2021, \$21.1 million of LDCF funding is available for new approvals.⁹¹ The LDCF/SCCF Council in June 2021 approved support for seven LDCF projects worth \$62.0 million.⁹² The annual and cumulative funding approvals under the LDCF as at June 30, 2021 are shown in Figure 2. The cumulative distribution of funding across regions is shown in Figure 3. Africa has received the largest share of the LDCF financing of \$1,104.0 million, or 66. percent, which is in line with the geographical distribution of LDCs. Regional distribution of CCA projects and programs approved under the LDCF in the reporting period is shown in Table 7. The distribution of funding across GEF Agencies in the reporting period is shown in Table 8, and the cumulative distribution of funding across GEF Agencies is shown in Figure 4. Cumulatively since inception, UNDP has implemented the largest portion (44.7 percent) of LDCF funding. In the reporting period, UNDP has been the Agency that has received the largest share of LDCF funding (32.1 percent), followed by FAO (27.0 percent) and UNEP (9.2 percent).

Figure 2: Annual and Cumulative Funding Approvals under the LDCF (as at June 30, 2021)



Niger, Rwanda, Samoa, Sao Tome and Principe, Senegal, Sierra Leone, Solomon Islands, Somalia, South Sudan, Sudan, Timor-Leste, Togo, Tuvalu, Uganda, United Republic of Tanzania, Vanuatu, Yemen, and Zambia. No new NAPAs preparation projects were supported in the reporting period.

⁹¹ This figure provided by the GEF Trustee factors in the interest gained on the Trust Fund.

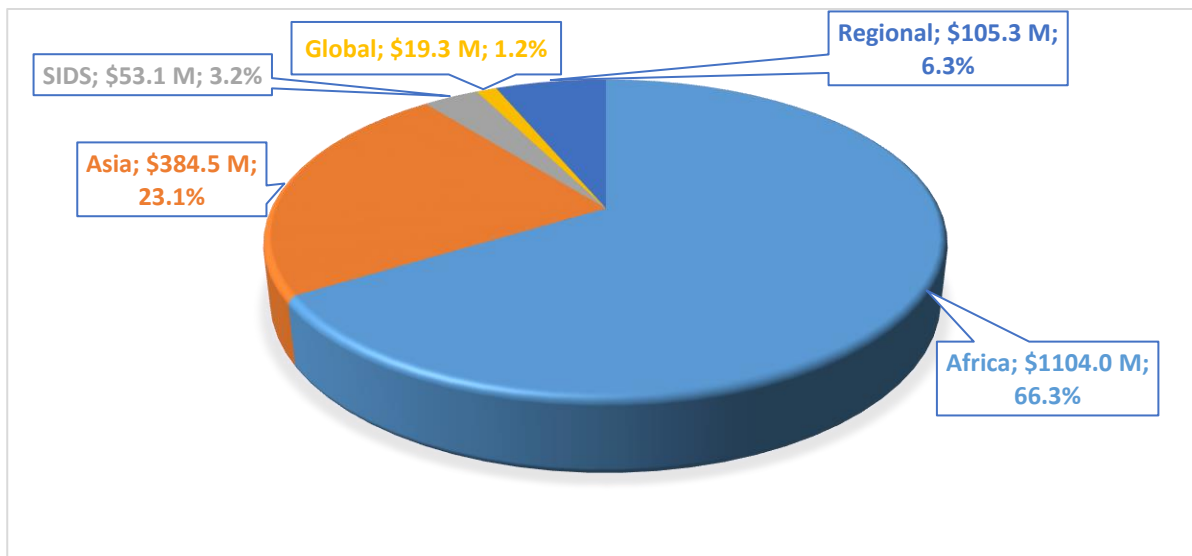
⁹² \$62.0 million for seven projects consists of: GEF project financing of \$55.6 million and Agency fees of \$5.2 million approved by Council, in addition to PPGs of \$1.2 million and PPG fees of \$0.1 million.

Table 7: Regional Distribution of Projects and Programs Approved under the LDCF in the Reporting Period

Region	Number of projects/programs	LDCF amount (\$ million) *	Percentage of total LDCF	Co-financing (\$ million)
Africa	10	85.5	66%	220.5
Asia	3	25.0	19%	71.1
SIDS	3	16.9	13%	41.1
Global	1	1.1	1%	3.0
Regional	1	1.3	1%	3.2
Total	18	129.8	100.0%	338.9

* Includes GEF project financing, PPGs and Agency fees

Figure 3: Cumulative Regional Distribution of Projects and Programs Approved under the LDCF (as at June 30, 2021)⁹³



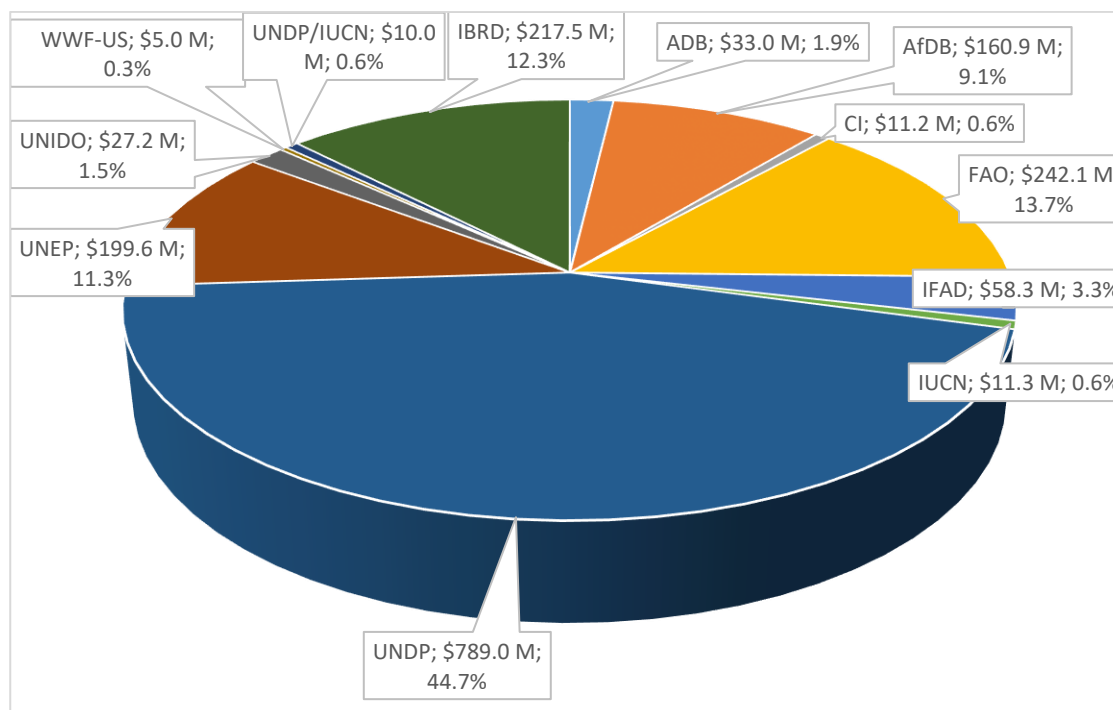
⁹³ The figures in the regional distribution have not been updated for project cancellations and recent migration of information to the new GEF Portal from the previous database.

Table 8: Agency Distribution of Projects and Programs Approved under the LDCF in the Reporting Period

Agency	Number of projects/ programs	LDCF amount (\$ million)*	% of total LDCF amount	Co-financing (\$ million)
FAO	4	35	27.0%	106.6
IFAD	1	10.0	7.7%	15.1
IUCN	2	6.3	4.9%	13.2
UNDP	6	41.6	32.1%	98.7
UNEP	2	11.9	9.2%	31.1
UNIDO	1	10	7.7%	21.8
WWF-US	1	5	3.9%	25.9
UNDP/IUCN	1	10	7.7%	26.5
Total	17	129.8	100.0%	338.9

* Includes GEF project financing, PPGs and Agency fees

Figure 4: Cumulative Agency Distribution of Projects and Programs Approved under the LDCF (as at June 30, 2021)



LDCF Achievements in the Reporting Period

118. The LDCF has delivered enhanced support to LDCs in the GEF-7 period. In the three years of the current LDCF/SCCF Strategy roll-out, 43 out of 47 LDCs, or 91 percent of all LDCs, have successfully accessed LDCF resources through 53 projects and programs, totaling \$404.9 million of LDCF resources. This includes 30 LDCs, or 64 percent of all LDCs, that have reached the cap of

\$10.0 million LDCF funding. With one year remaining in the GEF-7 period, these figures indicate strong overall support and proactive engagement of LDCs, donor countries and GEF Agencies.

119. Efforts have been increased to raise resources for the LDCF in this reporting period. For example, the GEF Secretariat has worked together with GCA to call for increased leadership and accelerating CCA action. It co-hosted and participated in several GCA events, including the Climate Adaptation Summit on January 25, 2021 hosted by the Netherlands. On that occasion, Germany and the Netherlands announced €100 million and €20 million, respectively, for the LDCF, which was confirmed at the 30th LDCF/SCCF Council Meeting in June 2021. This is in addition to \$33.9 million committed by Belgium, Finland, Qatar and Switzerland at the 29th LDCF/SCCF Council meeting in December 2020. Denmark, Sweden and Switzerland also announced for additional contributions to the LDCF at the 30th LDCF/SCCF Council Meeting in June 2021.

120. In the reporting period, 16 FSPs totaling approximately \$127.4 million were approved by the LDCF-SCCF Council with the use of LDCF resources. This amount includes GEF project financing, PPGs and Agency fees. These projects and programs support urgent and immediate CCA priorities of LDCs, contribute to green and resilient recovery and are aligned with the LDCF Strategy for Adaptation. Ten of the 16 FSPs approved by Council were in Africa, three in Asia and three in SIDS. These activities are expected to mobilize over \$332.7 million in indicative co-financing from the governments of the recipient countries, GEF Agencies, multilateral and bilateral agencies and others. The 16 FSPs approved by Council in the reporting period will support implementation of CCA priorities in 15 countries.⁹⁴ In addition, two MSP were also approved by the GEF CEO. The projects encompass a range of CCA priorities, including climate-resilient agriculture, climate security, urban resilience, ecosystem-based adaptation (EbA), climate-resilient infrastructure, and climate information services. The portfolio of projects aims to adopt integrated and landscape-based approaches, facilitate scaling up NbS and support SMEs for developing CCA solutions.

121. In terms of results and impacts from the LDCF projects approved in the reporting period, contributions of the 18 LDCF projects and programs (16 FSPs and 2 MSP) on the core indicators are as follows:

- (a) 1,912,810 direct beneficiaries, of whom 933,740 are female;
- (b) 955,065 ha of land under climate-resilient management;
- (c) 94 policies and plans that mainstream climate resilience; and
- (d) 193,520 people with enhanced capacity to identify climate risks and/or engage in CCA measures, of whom 88,236 are female.

122. As at June 30, 2021, 283 LDCF projects had been endorsed or approved by the CEO and were in some stage of implementation or already completed. Of these projects, 184 provided an estimate of the number of direct beneficiaries. These projects aim to directly reduce vulnerability of an estimated 26.3 million people

123. In FY20, there were 78 projects supported by the LDCF reported as actively under implementation. Sixty-three of these projects, or 81 percent, were rated moderately satisfactory or higher in terms of their progress towards development objectives. As at June 30, 2020, these 78

⁹⁴ Afghanistan, Benin, Bhutan, Burundi, Central African Republic, Eritrea, Haiti, Kiribati, Lesotho, Mali, Nepal, Senegal, Sierra Leone, Somalia and Timor-Leste. Two projects in Benin were approved by the Council in the reporting period.

active LDCF projects had already reached more than 5.2 million direct beneficiaries, trained 107,000 people in aspects of CCA, placed 1.3 million ha of land under more resilient management, strengthened or developed 510 national and sub-national policies, plans or frameworks to better address climate change risks and CCA and while 30 projects enhanced climate information services.⁹⁵

National Consultations

124. As outlined in the 2018-2022 Adaptation Strategy, LDCF project selection and approval transitioned in the GEF-7 to a work program model, under which projects selected based on strategic prioritization factors are presented for approval by the LDCF/SCCF Council. The LDCF/SCCF Council has approved two work programs in the reporting period.

125. The 2018-2022 Strategy recognized the need to address in the GEF-7 the pipeline of technically cleared projects from the GEF-6 period. At the end of the GEF-6 period, there were 21 projects from 17 countries in the LDCF pipeline requesting a total of \$159.9 million. In the reporting period, due to consultations held with countries in previous reporting periods, all the countries with projects in the GEF-6 LDCF pipeline had reprogrammed to address current national CCA priorities in line with the 2018-2022 Strategy.

126. With the intent of leaving no LDCs behind in the GEF-7 period, the GEF has intensified its targeted efforts to reach out to the LDC Group and those nine LDCs that have not yet accessed GEF-7 resources, some of which have also historically had very low access rates. These discussions provided an opportunity for the GEF to better understand their CCA priorities and encourage them to consider applying for LDCF support in line with operational improvements outlined in the 2018-2022 Strategy. As a result, the June 2021 LDCF Work Program included five LDCs accessing the LDCF for the first time in the GEF-7. In particular, Eritrea and the Central African Republic, which had the lowest and second lowest cumulative LDCF access levels, at \$10 million and \$11 million respectively, have approximately doubled their LDCF access level to more than \$20 million in the reporting period.

Special Climate Change Fund

Achievements since Inception

127. As at June 30, 2021, the SCCF has approved a total of 88 projects with \$352.4 million in GEF finance with approximately \$2,665.8 million in co-financing. Out of this, the SCCF-A (CCA window) has supported 76 projects with \$292.7 million of GEF funding (see Figure 5) with \$2,245.4 million in co-financing; and the SCCF-B (technology transfer window) has supported twelve projects with \$59.7 million in GEF funding (see Figure 6) with approximately \$420.4 million in co-financing.

128. As at June 30, 2021, 80 SCCF projects endorsed or approved by the CEO were in the stage of implementation or ready to start implementation. Of these 80 projects, 56 provided an estimate of the number of direct beneficiaries. These projects aim to directly reduce the vulnerability of nearly seven million people. In addition, 33 SCCF projects are supporting countries in their efforts to integrate CCA into 140 national and sector-wide development policies, plans and frameworks.

⁹⁵ GEF, 2021, [FY20 Annual Monitoring Review of the Least Developed Countries Fund and the Special Climate Change Fund](#), LDCF/SCCF Council Document GEF/LDCF.SCCF.30/04

129. As at June 30, 2021, \$356.1 million have been pledged to the SCCF, of which \$349.4 million were received. The demand for SCCF resources continues to be far higher than the resource availability. As at June 30, 2021, funds available for approval by the Council or the CEO amounted to \$2.6 million and \$7.2 million for the SCCF-A and SCCF-B, respectively (see Annex 6).

Figure 5: Cumulative Regional Distribution of Projects Approved under the SCCF-A (as at June 30, 2021)

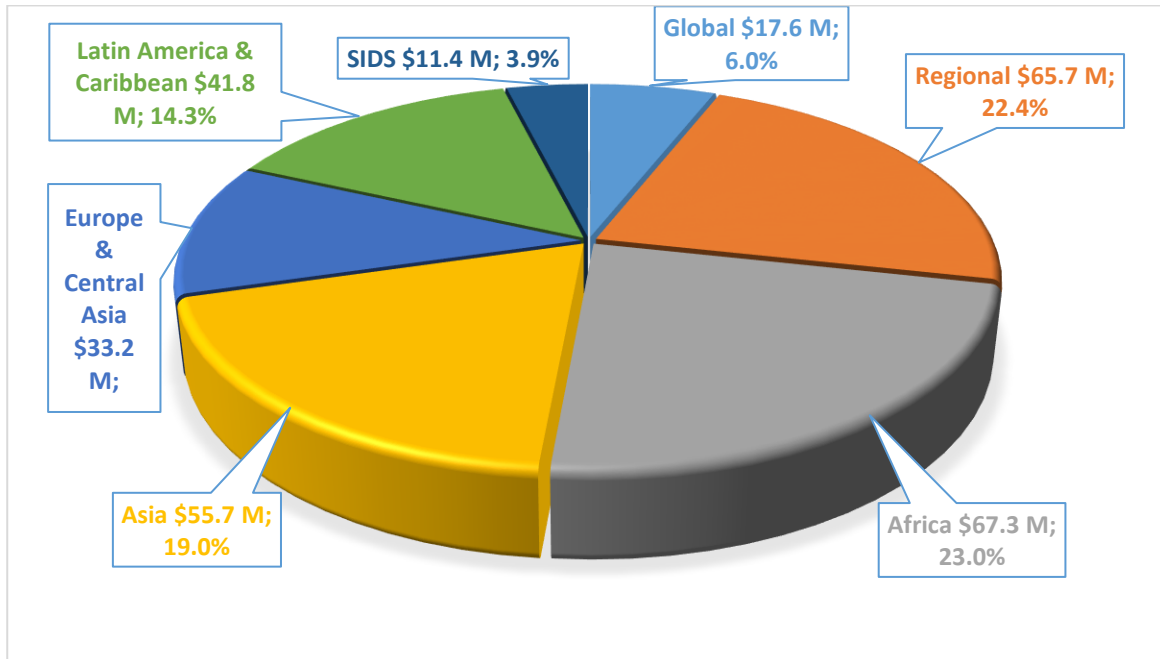
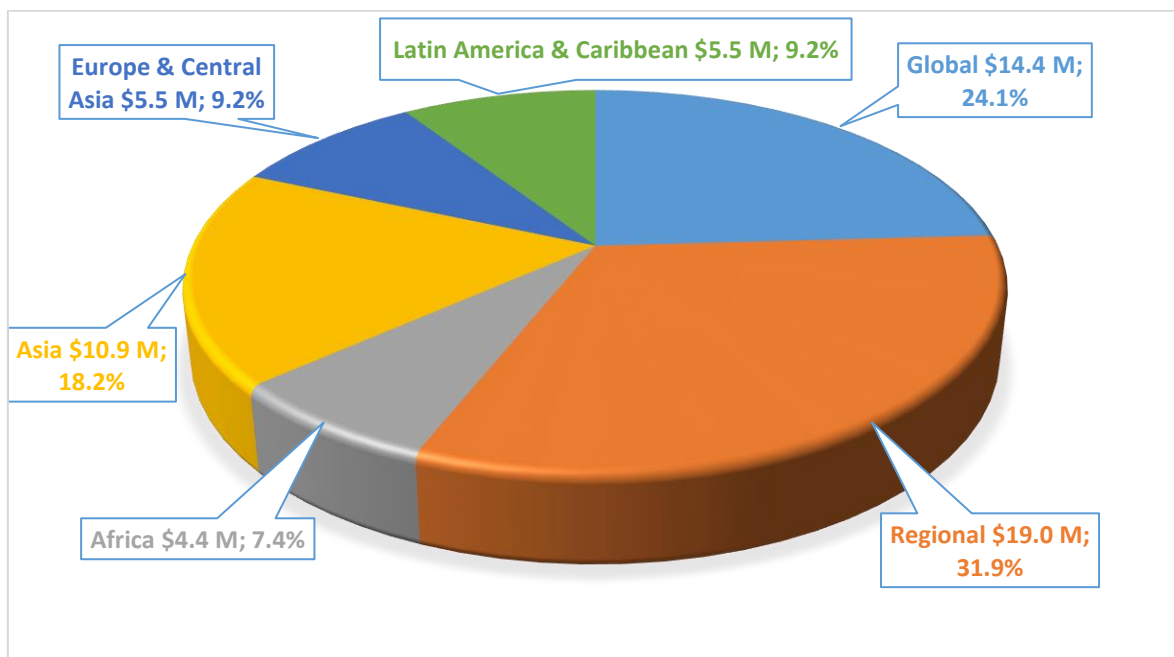
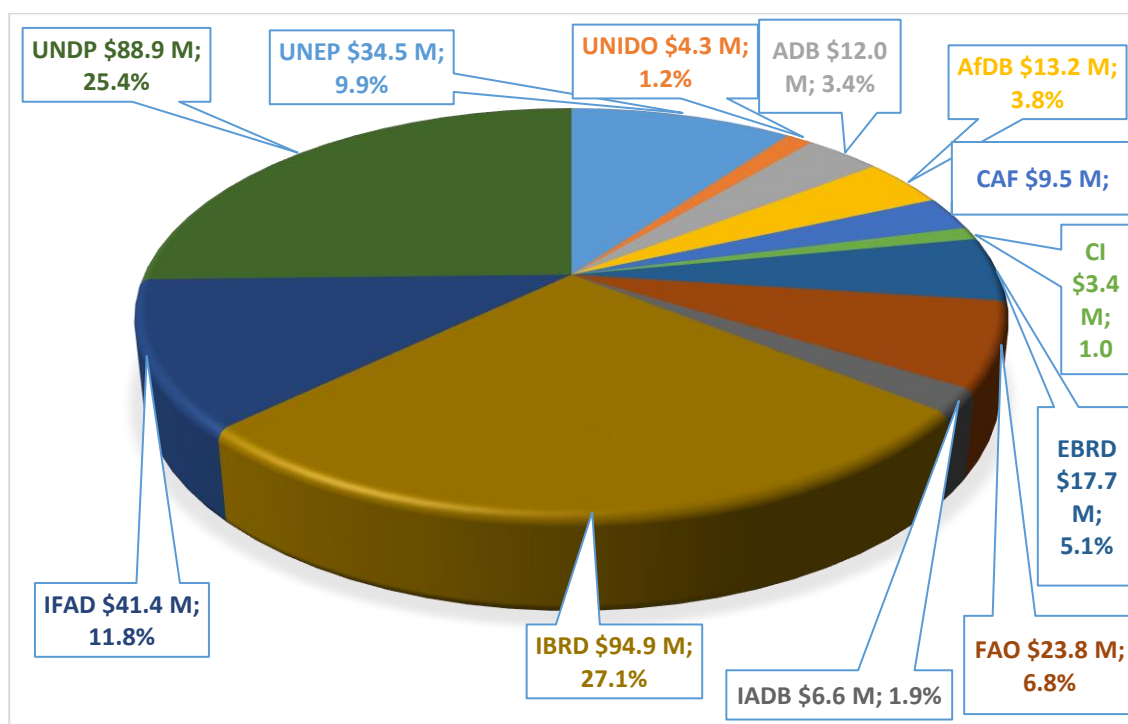


Figure 6: Cumulative Regional Distribution of Projects Approved under the SCCF-B (as at June 30, 2021)



130. Cumulative Agency distribution of SCCF projects is shown in Figure 7. The Development Bank of Latin America (CAF) and the UNIDO had projects approved under the SCCF in the reporting period.

Figure 7: Cumulative Agency Distribution of Projects and Programs Approved under the SCCF (as at June 30, 2021)⁹⁶



Achievements in the Reporting Period

131. In the reporting period, the SCCF has supported two new MSPs.

132. One of the supported MSPs is titled *UAVs/Drones for Equitable Climate Change Adaptation: Participatory Risk Management through Landslide and Debris Flow Monitoring in Mocoa, Colombia*. With \$0.6 million of SCCF finance inclusive of GEF project financing, PPG and Agency fees, this MSP has catalyzed \$2.7 million of co-financing (see Table 9). This project has been approved by the CEO through the one-step approval procedure and is supported exclusively by the SCCF, as part of the Challenge Program for Adaptation Innovation. (See below for further information on this Challenge Program). This project is using first-of-a-kind drone and artificial intelligence technologies to capture, convey and use landslide and debris flow risk information in localized municipal planning and design of commercial microfinance lending products in Latin America. With CAF as GEF Agency, this project will be executed by the Massachusetts Institute of Technology (MIT) in collaboration with Colombian public and private sector partners at national and local levels.

133. The other supported MSP is titled *Using Systemic Approaches to Scale Nature-Based Infrastructure for Climate Adaptation* and will be implemented by UNIDO in partnership with the MAVA Foundation. With \$2.2 million of SCCF finance inclusive of GEF project financing, PPG and Agency fees, this MSP is expected to catalyze \$3.6 million of co-financing. This project is targeting

⁹⁶ Figure 7 is based on the information presented by the GEF Trustee included in Annex 6. The Trustee report does not yet include information on all SCCF projects approved in FY20, which is presented in Table 9.

system innovation to increase investment in NBI by strengthening valuation of ecosystem services for climate adaptation and resilience.

Table 9: Regional Distribution of Projects and Programs Approved under the SCCF in the Reporting Period

Region ⁹⁷	Number of projects	SCCF amount (\$ million)*	Co-financing (\$ million)
Regional (LAC)	1	0.5	2.7
Global	1	2.2	3.6
Total	2	2.8	6.3

* Includes GEF project financing, PPGs and Agency fees.

134. The expected results and impacts from the SCCF MSPs supported in this reporting period are:

- (a) 135,300 direct beneficiaries, of whom 67,853 are female;
- (b) 24,547 ha of land under climate-resilient management; and
- (c) 2,840 people with enhanced capacity to identify climate risks and/or engage in CCA measures, of whom 1,435 are female.

135. Additionally, three MSPs supported by the SCCF that had their PIFs approved in the previous reporting period have been approved by the CEO in this reporting period. All of these projects are supported through the Challenge Program for Adaptation Innovation, as detailed below.

136. As at June 30, 2021, cumulative on-the-ground results achieved under the SCCF portfolio comprised 6.2 million direct beneficiaries, 6.0 million ha of land under better management to withstand the effects of climate change, and some 80,425 people who were trained in various aspects of CCA. Moreover, 79 regional, national and sector-wide policies, plans and processes have been strengthened or developed to better integrate and address climate change risks.

137. According to the status reports on the LDCF and the SCCF prepared by the Trustee (see Annex 6), the SCCF has in the GEF-7 period thus far received a single donor pledge, from Switzerland, of \$3.3 million, to be paid over four years. Switzerland has announced additional contribution at the 30th LDCF/SCCF Council Meeting.

138. Pledges and contributions to the SCCF continue to fall short of programming needs, limiting the ability of the GEF to address the CCA needs of highly vulnerable non-LDC SIDS and other non-LDC developing countries, or to more fully explore and support private sector engagement and innovation in CCA, given the flexibility regarding financial instruments and approaches that the SCCF can provide.

139. As detailed in the Annual Monitoring Review of the LDCF and SCCF for FY20,⁹⁸ projects supported by the SCCF have continued to deliver particularly strong results in the reporting period.

⁹⁷ Regional refers to projects that take place in multiple countries in the same region or those with regional scope; and global refers to projects in multiple countries in at least two regions or those with global scope.

⁹⁸ GEF, 2021, [FY20 Annual Monitoring Review of the Least Developed Countries Fund and the Special Climate Change Fund](#), LDCF/SCCF Council Document GEF/LDCF.SCCF.30/04.

Of the 41 SCCF projects under implementation, 91 percent were rated as moderately satisfactory or higher in terms of their progress towards development objectives, while 94 percent were rated as moderately satisfactory or higher in terms of their implementation progress. Moreover, each dollar in SCCF project financing mobilized \$9.7 in co-financing.

Support to LDC Work Programme and NAP Process

140. The original LDC work programme was established in 2001, and the process to formulate and implement NAPs was established in 2010. The updated LDC work programme, adopted at COP 24 in 2018,⁹⁹ included the support for the process to formulate and implement NAPs and related relevant CCA strategies, including NAPAs.

141. In line with the key elements of the COP decision, the LDCF has extended support to LDCs in the process of formulation and implementation of NAPs and NAPAs, capacity-building initiatives to enable effective engagement, and strengthening capacity of meteorological and hydrological services on weather and climate information actions.

142. The LDCF and the SCCF provide support to NAP processes in response to COP guidance¹⁰⁰. GEF's support for NAPs in the GEF-7 focuses on the identification and implementation of NAP priorities, as well as additional analysis that may be needed to better align GEF proposals with priorities identified in NAPs. Notably, several projects have utilized a hybrid approach, combining support for the NAP process with activities that support concrete CCA investments for NAPA implementation. In its support of NAP processes, the GEF responds to the needs and priorities of recipient countries, while providing the flexibility to combine NAPA and NAP activities in a single project, thereby enhancing efficiency and simplifying access to finance. This also responds to COP guidance requesting the GEF to simplify its access modalities.

143. The total funding from the LDCF towards the LDCs' NAP processes amounts to \$60.3 million as at June 30, 2021.¹⁰¹ This is in addition to targeted technical assistance for tailored one-on-one support that continues to be provided through the LDCF-financed NAP GSP. The SCCF support amounting to \$5.1 million seeks to complement the LDCF initiatives by assisting non-LDC developing countries with their country-driven processes to advance NAPs. The GEF Secretariat has continued to exchange information with the GCF to minimize overlapping support.

144. As part of GEF's contributions to help support the LDC Work Programme, a project titled *Strengthening Endogenous Capacities of Least Developed Countries to Access Finance for Climate Change Adaptation* had been approved as an MSP in the previous reporting period, amounting to \$2.2 million, inclusive of GEF project financing, PPG and Agency fees. The project supports twinning of universities in LDCs with international climate change policy and technical think tanks to create a collaborative mechanism and provide resources to LDCs for sustained endogenous technical capacity on CCA finance.

⁹⁹ UNFCCC, 2018, [COP 24 Report](#), Decision 16/CP.24

¹⁰⁰ UNFCCC, 2012, [COP 18 Report](#), Decision 12/CP.18, paragraph 1

¹⁰¹ This amount comprises projects that are explicitly dedicated, as the sole project objective or through dedicated components, to enhancing a country's NAP process. The countries that benefited from this funding are: Chad, Democratic Republic of the Congo, Djibouti, Guinea-Bissau, Lao People's Democratic Republic, Niger, Rwanda, Sao Tome and Principe, Senegal and Timor-Leste.

Challenge Program for Adaptation Innovation

145. In the reporting period, the Progress Report on the Challenge Program for Adaptation Innovation, shared at the 29th meeting of the LDCF/SCCF Council, detailed the status of each project and their innovative elements.¹⁰² The previous Progress Report on the Challenge Program, presented at the 27th meeting of the LDCF/SCCF Council, also provided analysis of the submissions, including by type of proponent, innovation strategy as well as region and country.¹⁰³

146. The Challenge Program for Adaptation Innovation was launched in 2019, in alignment with the approved CCA Programming Strategy for the GEF-7.¹⁰⁴ The objective of this Program is to catalyze innovation to harness the power of private sector actors for achieving CCA results. The Challenge Program aims to test and validate potentially scalable, bankable or otherwise fundable investment approaches, business models, partnerships and technologies. An innovative element of the design of this Program is that submission of project concepts can be made by any proponent and is not limited to GEF Agencies. There are indications that this approach may be a useful model to engage an increasing spectrum of actors in presenting and developing GEF programs and projects.

147. The first call for proposals, valued at \$10.0 million, was announced in mid-2019, to be financed equally from the LDCF and the SCCF. The response to the call was overwhelmingly positive. Three-hundred-and-eighty-eight concepts were submitted by 343 different organizations. Given this high level of interest and limited resources available for this round, the Challenge Program was only able to invite nine out of 388 submissions to advance, totaling under three percent of the approximately \$550 million requested. Of all the concepts submitted in the first call, 92 percent were from proponents that are not GEF Agencies. This created an opportunity for private sector actors and others that have not traditionally partnered with the GEF to propose their ideas and engage directly with the GEF Secretariat.

148. The nine project concepts that were selected based on established criteria and were invited to advance following the usual LDCF and SCCF project review process are indicated in Table 10. These concepts were announced on December 11, 2019 at COP 25.¹⁰⁵

¹⁰² GEF, 2020, [Progress Report on the Challenge Program for Adaptation Innovation Under the Special Climate Change Fund and the Least Developed Countries Fund](#), LDCF/SCCF Council Document GEF/LDCF.SCCF.29/Inf.04/Rev.01.

¹⁰³ GEF, 2019, [Progress Report on the Challenge Program for Adaptation Innovation Under the Special Climate Change Fund and the Least Developed Countries Fund](#), LDCF/SCCF Council Document GEF/LDCF.SCCF.27/Inf.04.

¹⁰⁴ GEF, 2018, [GEF Programming Strategy on Adaptation to Climate Change for the LDCF and the SCCF and Operational Improvements](#), LDCF/SCCF Council Document GEF/LDCF.SCCF.24/03.

¹⁰⁵ GEF Press Release, [Winners of GEF Challenge Program for Adaptation Innovation announced](#), December 10, 2019.

Table 10: Challenge Program for Adaptation Innovation Project Concepts Selected as at June 30, 2021

Title	Region/ Country	Agency	Proponent/ Partner	LDCF support*	SCCF support*	Status
<i>Resilience for Peace and Stability, Food and Water Security Innovation Grant Program</i>	Global	UNDP	Global Resilience Partnership	\$1.15 M		PIF approved in August 2020 and pending approval by the CEO
<i>Public-Private Partnerships for Coral Reef Insurance</i>	Global (Asia, SIDS)	ADB		\$0.48 M	\$0.92 M	PIF approved in May 2020 and pending approval by the CEO
<i>Reviving High-quality Coffee to Stimulate Climate Change Adaptation in Smallholder Farming Communities</i>	Regional (Africa)	IUCN	Nespresso and Clarmondial	\$1.3 M		PIF approved in May 2020 and pending approval by the CEO
<i>Piloting Innovative Financing for Climate Change Adaptation Technologies in Medium-sized Cities</i>	Global	UNIDO	CTCN	\$0.27 M	\$0.53 M	PIF approved in May 2020 and pending approval by the CEO
<i>Blended Finance Facility for Climate Resilience in Coffee and Cacao Value Chains: CC-Blend</i>	Regional (LA)	UNEP	Banco de Fomento Agropecuario		\$1.2 M	PIF approved in May 2020 and pending approval by the CEO
<i>Adaptation Accelerator Program: Building Climate Resilience through Enterprise Acceleration</i>	Global	CI		\$1.15 M		Under review for CEO Approval
<i>Investing in Climate Resilience for the Land4Impact Fund</i>	Global	WWF-US	South Pole	\$0.65 M	\$0.65 M	Approved by the CEO in June 2021
<i>Financial Tools for Small-scale Fishers in Melanesia</i>	Regional (SIDS)	WWF-US	Willis Towers Watson		\$1.15 M	Approved by the CEO in May 2021
<i>Unmanned Aerial Vehicles (UAVs)/Drones for Equitable Climate Change Adaptation: Participatory Risk Management through Landslide and Debris Flow Monitoring</i>	Colombia	CAF	MIT Environmental Solutions Initiative		\$0.55 M	Approved by the CEO processed in August 2020

149. The \$10.0 million in GEF support for these MSPs is anticipated to generate significant impact, including 899,000 direct beneficiaries, 230,000 ha under climate-resilient management and 21,000 people with enhanced capacity, as well as catalyze \$54.5 million in co-financing.

150. Of the nine project concepts invited to advance from the first call for proposals through this program, by the end of the reporting period, all have had their PIFs approved, and five have had their approvals by the CEO fully processed for implementation.

151. Learning and knowledge sharing that will be achieved through implementation, monitoring and evaluation of these projects is helping strengthen the individual projects' business models and contribute more broadly to the growing movement of private sector investment for climate change resilience and CCA. Given the pioneering nature of these nine projects, numerous opportunities for synergies and knowledge sharing have been identified and acted upon during PIF approval and project development stages. These synergies and knowledge-sharing efforts are undertaken with a view to strengthen the different and often complementary innovative aspects of each of the projects.

152. Initial progress made by the Challenge Program for Adaptation Innovation suggests that it has a strong potential to effectively address those needs for CCA innovation that have previously remained unaddressed. By opening the call for proposals to any proponent, whether or not they are a GEF Agency, the LDCF and the SCCF have been successful in building new partnerships, encouraging innovative ideas and catalyzing private sector investment in CCA that would otherwise not have been possible through the traditional GEF programming model. These partners several of which are engaging for the first time in a GEF project, include large-scale agriculture commodity managers such as Nespresso, commercial financial institutions such as the Agricultural Development Bank of El Salvador, SME fund managers such as South Pole Group, commercial insurance providers such as Willis Towers Watson, and municipal governments, as well as several SMEs and community organizations.

153. The 29th meeting of the LDCF/SCCF Council considered a set of reflections on the initial stage of this Program and approved recommendations for further maximizing its impact potential, including by starting the second call for proposals prior to the end of the GEF-7.¹⁰⁶ The GEF Secretariat has initiated preparations to launch this second call in mid-2021.

154. A detailed set of reflections and associated recommendations were provided in a Progress Report presented to the 29th meeting of the LDCF/SCCF Council. This included recommendations to hold a subsequent call for proposals, with the following considerations:¹⁰⁷

- (a) Remain open to any proponent to submit concepts, in order to further attract concepts from a diversity of actors who may be non-conventional partners to the GEF, to strengthen innovation and private sector engagement in the GEF adaptation portfolio.
- (b) Target projects with strong impact and leveraging potential that reflect the innovation and private sector engagement objectives of this program.
- (c) Seek to involve more countries and sectors that have not had previous access to this program.
- (d) Mobilize innovative climate adaptation and resilience action and support that

¹⁰⁶ GEF, 2020, [Progress Report on the Least Developed Countries Fund and the Special Climate Change Fund](#), LDCF/SCCF Council Document GEF/LDCF.SCCF.29/05.

¹⁰⁷ GEF, 2020, [Progress Report on the Challenge Program for Adaptation Innovation Under the Special Climate Change Fund and the Least Developed Countries Fund](#), LDCF/SCCF Council Document GEF/LDCF.SCCF.29/Inf.04/Rev.1.

contribute to the COVID-19 pandemic recovery and rebuilding efforts.

- (e) Take actions to attract a greater diversity of strategies for innovation and private sector engagements, with a greater balance focused on system scale transformation.
- (f) Consistent with the GEF Programming Strategy on Adaptation to Climate Change for the LDCF and the SCCF and Operational Improvements, include focus on engagement of the finance sector, insurance, climate risk disclosure and management, and other approaches to overcoming systemic barriers to catalyzing private sector innovation and investment for adaptation.¹⁰⁸
- (g) Continue robust knowledge-sharing and synergy creation efforts to maximize innovation and impact across all projects.

Partnerships to Enhance Action on Adaptation

155. Partnerships to enhance action on climate adaptation and resilience have been actively supported in the reporting period.

156. The GEF has continued its strong support for the GCA, as a member of the Working Group as well as the Steering Group of the action track on NbS. As a contribution to this action track, the GEF co-hosted a workshop on October 14, 2020 “Innovative Financing Models for Private Sector Investment in Nature Based Solutions For Adaptation”, together with the GCA, the Government of Canada, and the World Resources Institute (WRI). Another contribution to this action track is a report developed by the STAP based on GEF’s portfolio, titled “Nature-Based Solutions and the GEF - a STAP Advisory Document”.¹⁰⁹

157. The GEF participated in several events at the online Climate Adaptation Summit held on January 25, 2021, hosted by the Government of the Netherlands. These included the high-level “Anchor event of the Nature-based Solutions Action Track”, the high-level “Resilient Cities Anchor event” and the event “Vanguard Cities for Nature-based Solutions (Africa and Europe)”.

158. The GEF has been active in the realm of climate information services and hydromet support. It has continued its engagement as a member of the Alliance for Hydromet Development,¹¹⁰ participating in a collaborative workshop to discuss the concept and design for the Systematic Observations Financing Facility (SOFF), held in Offenbach, Germany, on February 25-26, 2020, as well as the “First Funders Forum for the SOFF”, held virtually on March 24, 2021. The GEF is also contributing to the Alliance’s first “Hydromet Gap Report”, currently under development, and focused on the SOFF.

159. The GEF has collaborated with the World Meteorological Organization (WMO) to contribute to chapters on case studies and investments for the “2020 State of Climate Services Report”, as well as the “2021 State of Climate Services Report”.

¹⁰⁸ GEF, 2018, [GEF Programming Strategy on Adaptation to Climate Change for the LDCF and the SCCF and Operational Improvements](#), LDCF/SCCF Council Document GEF/LDCF.SCCF.24/03, page 28

¹⁰⁹ GEF, 2020, [Nature-Based Solutions and the GEF - a STAP Advisory Document](#), Council Document GEF/STAP/C.59/Inf.06.

¹¹⁰ The 12 founding members of the Alliance are: Adaptation Fund, African Development Bank (AfDB), ADB, European Bank for Reconstruction and Development (EBRD), GEF, GCF, Islamic Development Bank, UNDP, UNEP, World Bank, World Food Programme (WFP) and WMO.

160. As an Advisory Council member of the Global Resilience Partnership (GRP), the GEF participated in the GRP Advisory Council meeting of February 23, 2021. The GRP is a partnership of diverse organizations (currently, more than 60) working towards a world where vulnerable people and places can thrive in the face of shocks, uncertainty and change.

161. The GEF has also become part of the World Adaptation Science Programme (WASP), which has the core vision to ensure climate adaptation knowledge gaps are filled for policy makers in governments, businesses, and civil society. The WASP is co-led with UNEP, WMO, UNFCCC Secretariat, Intergovernmental Panel on Climate Change (IPCC), the GEF, and the GCF.

162. The GEF has been engaged in periodic meetings on development of a multivariate vulnerability index for SIDS, organized by the United Nations Office of the High Representative for the Least Developed Countries, Landlocked Developing Countries and Small Island Developing States (UN-OHRLS) and United Nations Department of Economic and Social Affairs (UNDESA).

4. CAPACITY-BUILDING INITIATIVE FOR TRANSPARENCY

CBIT Trust Fund Capitalization

163. The CBIT TF was established in September 2016. At COP 22, twelve donors issued a joint statement expressing their intention to support the CBIT TF by pledging over \$50 million. The CBIT TF received the first donor contributions prior to COP 22 and the GEF Secretariat approved the first set of projects under the CBIT subsequently.

164. Originally, the CBIT TF was expected to accept contributions until June 30, 2018 (the end of the GEF-6 period). However, the GEF Council, at its 54th meeting in June 2018, decided to extend the CBIT TF contribution and project approval deadline to October 31, 2018, to accommodate additional voluntary contributions.¹¹¹

165. As at June 30, 2021, the Trustee had received a total amount of \$61.6 million from 14 donors.¹¹² This figure represents the full pledged amount by all participating donors according to their respective contribution agreements with the CBIT TF (see Annex 7 for more information).

166. From late 2016 to October 2018, the GEF had approved 44 CBIT projects using resources from the CBIT TF. Within two years of its establishment, the CBIT TF successfully programmed all available resources - amounting to \$58.3 million, or 94.6 percent of the total contributions. The amount includes GEF project financing, PPGs and Agency fees.

167. The remaining resources, amounting to \$3.2 million, have been set aside to cover CBIT TF administrative costs until the date of its termination on April 30, 2025, which is 18 months after the final Trustee commitment and cash transfer date of October 31, 2023.

CBIT Support under the GEF-7

168. The adopted GEF-7 Programming Directions include specific provisions for CBIT support through the CCM Focal Area. This is in line with the document "Establishment of a New Trust Fund

¹¹¹ GEF, 2018, *Joint Summary of the Chairs*, 54th GEF Council meeting.

¹¹² Australia, Belgium, Canada, Germany, Ireland, Italy, Japan, Netherlands, New Zealand, Norway, Sweden, Switzerland, United Kingdom and United States of America.

for the Capacity Building Initiative for Transparency”,¹¹³ which states that the CBIT efforts will be an integral part of GEF's climate change support for the GEF-7, financed by the GEFTF under regular replenishment. According to the agreed GEF-7 Resource Allocation Framework, \$55.0 million have been allocated to the CBIT.¹¹⁴

169. As at June 30, 2021, \$55.5 million have been programmed under the GEFTF for CBIT projects, which is higher than \$55 million allocated for CBIT set-aside resources. The GEF Secretariat has reallocated set-aside resources available from the related EA support for the remaining GEF-7 period to continue to review and approve new CBIT project proposals in alignment with its Programming Directions and in response to COP guidance.

CBIT Operationalization

170. The total CBIT project portfolio as at June 30, 2021 comprises 74 projects - of which 68 are individual country projects, one is a regional project and five are global projects. Through its individual country projects and a regional project, the CBIT portfolio is providing support to 72 countries. The total CBIT support amounts to \$120.5 million, including GEF project financing, PPGs and Agency fees. Out of the 74 projects approved to date, 44 are supported with CBIT TF resources and 30 are supported with GEF TF set-aside resources.

171. In the reporting period, the GEF Secretariat approved ten national projects¹¹⁵ with \$15.6 million of GEF project financing, PPGs and Agency fees (see Annex 2 for more information).

172. Seventeen projects have been approved by the CEO after the successful submission of their full project proposals in the reporting period.¹¹⁶

173. Out of the 74 projects in the CBIT portfolio, 20 projects are at the concept stage and currently under development, while 54 projects (or more than 70 percent of the CBIT project portfolio) have been approved or endorsed by the CEO and are in implementation stage.

174. Out of the 54 approved or endorsed projects, 48 projects were approved or endorsed in the GEF-7 while six projects were approved or endorsed in the GEF-6. This indicates that the CBIT portfolio is maturing as a majority of projects have completed the design and approval stages and have transitioned to the implementation phase (Figure 8).

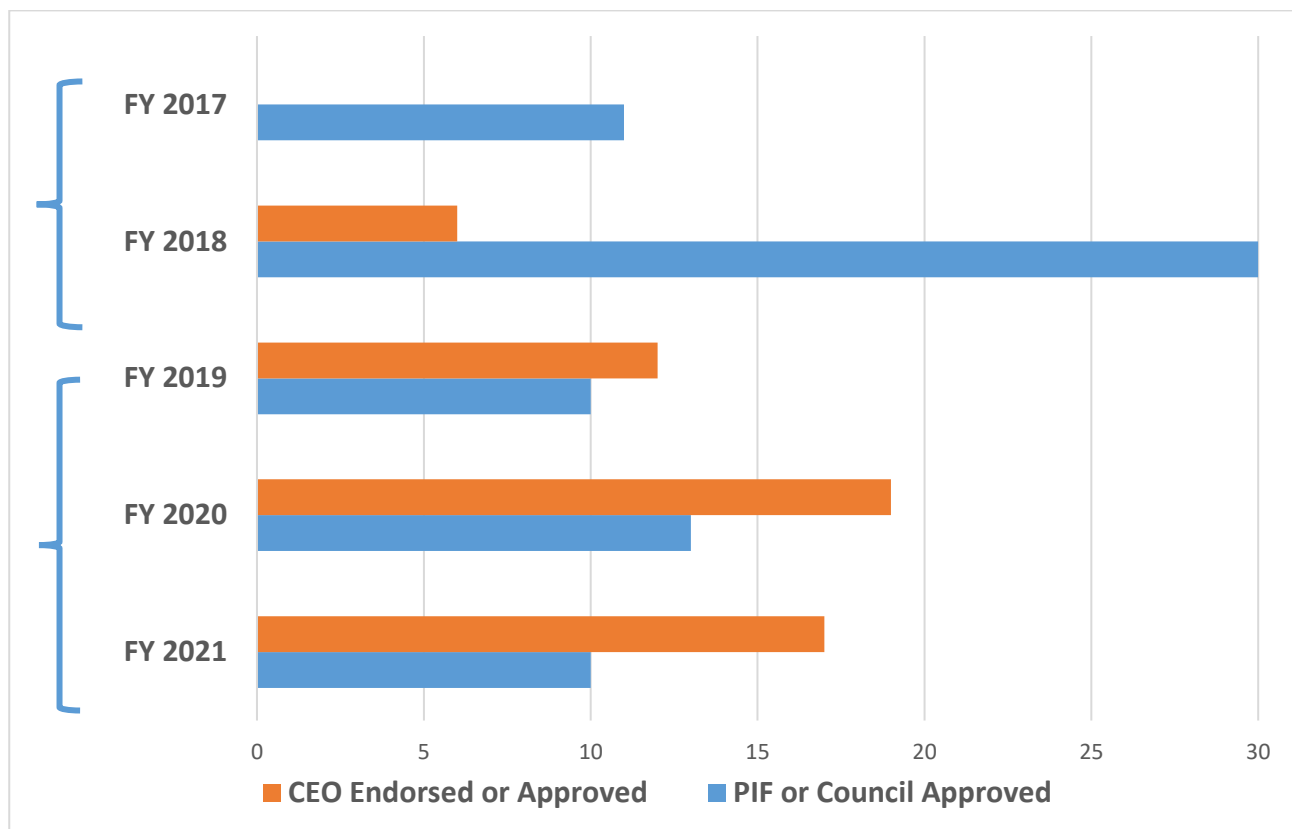
¹¹³ GEF, 2016, [Establishment of a New Trust Fund for the Capacity Building Initiative for Transparency](#), Council Document GEF/C.50/05.

¹¹⁴ GEF, 2018, [Summary of the Negotiations of the Seventh Replenishment of the GEF Trust Fund](#), Council Document GEF/C.54/19/Rev.02.

¹¹⁵ These projects are in The Bahamas, Bhutan, Cameroon, Democratic Republic of the Congo, The Gambia, Mauritania, Myanmar, Sudan, Trinidad and Tobago and Zimbabwe.

¹¹⁶ This includes Afghanistan, Benin, Bosnia and Herzegovina, China, Cuba, Honduras, Malawi, Maldives, Mauritius, Mexico, Montenegro, Namibia, Nicaragua, Paraguay, Sri Lanka, Thailand, and the regional project.

Figure 8: Project Status of CBIT Portfolio by Fiscal Year (FY17 to FY21)



175. As at June 30, 2021, 17 CBIT projects have submitted PIRs of which six were endorsed or approved by the CEO in FY18 and eleven in FY19. In total, these projects have made cumulative disbursements amounting to \$7.5 million out of a total of \$19.3 million of GEF project financing, or 39 percent. This cumulative disbursement ratio varies greatly by project, from six percent to 99 percent.

176. In total, 72 countries are receiving CBIT support - there are 68 individual country projects and a regional project that includes four countries. Through these projects, 22 LDCs, 11 SIDS and an additional two countries that are both SIDS and LDC, have been supported in their efforts to enhance transparency.¹¹⁷

177. As at June 30, 2021, the CBIT, through the CBIT TF and the GEFTF, supports a regionally balanced portfolio totaling \$120.5 million. The Africa region has the most CBIT projects approved (26 projects including one regional project; \$39.0 million), followed by LAC (19 projects; \$29.6 million), Asia (16 projects; \$27.5 million) and ECA (eight projects; \$10.0 million). Five CBIT projects (\$14.5 million) with a global scope have been approved.

178. As at the same date, 72 out of 154 non-Annex I Parties or 46.8 percent have received CBIT support, an increase from 41 percent as at June 2020. Based on 2018 GHG emissions data, 72 non-

¹¹⁷ LDCs include Afghanistan, Bangladesh, Benin, Bhutan, Burkina Faso, Cambodia, Democratic Republic of the Congo, Eritrea, Ethiopia, The Gambia, Lao People’s Democratic Republic, Liberia, Madagascar, Malawi, Mauritania, Myanmar, Rwanda, Sierra Leone, Sudan, Togo, Uganda and Zambia. SIDS include Antigua and Barbuda, Bahamas, Cuba, Dominican Republic, Fiji, Haiti, Jamaica, Maldives, Mauritius, Papua New Guinea, Seychelles and Trinidad and Tobago.

Annex I Parties, including China and India, that received financial support under the CBIT, account for approximately 71.5 percent of total GHG emissions from non-Annex I Parties and 47.1 percent of global GHG emissions.¹¹⁸

179. The CBIT projects have so far been supported by six out of 18 GEF Agencies, providing countries with a larger choice of Agency partners compared with projects for NCs and BURs. UNEP has the largest share with 28 projects, followed by UNDP with 19 projects, FAO with 14, CI with seven, IADB with two projects, and one project implemented by the Foreign Environmental Cooperation Center of the Ministry of Ecology and Environment of China. Three projects are jointly implemented by UNDP and UNEP.

180. The national projects respond to nationally identified priorities and are thus specific to each country's transparency-related capacity-building needs. Overall, the approved CBIT project proposals continue to largely address the eligible programming activities set forth in the CBIT Programming Directions.¹¹⁹

181. Figure 9 illustrates the percentage of approved CBIT projects that included a particular type of activity in their proposal, while also showing the overall proportion of project activity types as they relate to one another. The percentages in the figure represent a count of occurrences of type of activity across the portfolio and are not correlated to the amount of resources designated for specific activities. Since one project may have several of these individual categories, the percentages overlap and do not add up to 100 percent.

182. To better understand the CBIT project portfolio, each project was categorized according to the prioritized areas of support. The area of support corresponds to the key elements of the enhanced transparency framework, including capacity building for national inventories, to track mitigation and adaptation progress, and to track progress related to support needed and received and NDC enhancement and review.

183. CBIT support is primarily used by countries to develop the necessary institutional arrangements and build their technical capacity to track mitigation progress (98.5 percent of projects, respectively). Also, 26.5 percent of projects include developing projections or scenario modeling as a component. This is encouraging, as it indicates that the CBIT is assisting countries with some of the more advanced and complex aspects of the transparency requirements under Article 13 of the Paris Agreement.

184. Since establishing national GHG inventories (GHGIs) is a first step in meeting transparency requirements, a high percentage of countries (89.7 percent) have a strong component related to building technical capacities for the national inventory and for building institutional arrangements for them (70.6 percent). A significant number of projects also include a component for building capacities for tracking adaptation progress - with 70.6 percent focused on building technical capacities and 58.8 percent for developing relevant institutional arrangements.

185. About 66.2 percent of country projects aim for NDC enhancement and policy review - an important aspect for longer-term impact of projects. Among individual country projects,

¹¹⁸ Using 2018 data from the World Resources Institute's (WRI) Climate Watch. World Resources Institute, Climate Watch, 2020. Available online at: <https://www.climatewatchdata.org/>

¹¹⁹ GEF, 2016, *Programming Directions for the Capacity-Building Initiative for Transparency*, Council Document GEF/C.50/06.

36.8 percent have included a specific component for enhancing measurement and transparency of GHG emissions from the AFOLU sector, reflecting the relative importance of this sector.

Figure 9: CBIT Project Priorities per Type of Activity (as at June 30, 2021)



186. Early observations and findings from country case studies have been shared in the Progress Reports on the CBIT prepared for the GEF Council.¹²⁰ Additional insights and lessons learned will be gathered from PIRs as projects go through the required monitoring and evaluation activities of the project cycle.

CBIT Coordination and Engagement

187. The pandemic forced some activities to be put on hold in FY21 and postponed to FY22. Despite the pandemic-related challenges, the GEF has continued to facilitate coordination with other initiatives supporting transparency, including the Initiative for Climate Action Transparency (ICAT), the Coalition on Paris Agreement Capacity Building, the Partnership on Transparency in the Paris Agreement (PATPA), the NDC Partnership, and others.

¹²⁰ GEF, 2020, [Progress Report on Capacity-building Initiative for Transparency](#), Council Document, GEF/C.59/Inf.09.

188. The CBIT Global Coordination Platform¹²¹ has successfully brought together practitioners from countries and Agencies in order to enable coordination of transparency actions and ideas, identify needs and gaps in national transparency systems, share lessons learned through regional and global meetings and facilitate access to emerging practices, methodologies, and guidance on transparency of climate action. Key achievements of the Platform to date include:

- (a) Enhanced coordination and best-practice sharing for transparency practitioners was pursued through seven regional and global meetings, two publications, six webinars, engagement with practitioners and presentations of insights from self-assessment tool, and continued updates to the project database and dissemination of events relevant for transparency practitioners;
- (b) The Platform has established the compilation and systematization of self-assessment undertaken by country representatives, which with the additional desk support provided by this project constitutes a first analysis of current capacities; and
- (c) The project developed a document that provides an overarching view of lessons learned, existing capacities and barriers faced by Parties and other key stakeholders.

189. The global CBIT-Forest project implemented by FAO aims to build institutional arrangements and technical capacities on forest-related data collection, analysis and dissemination processes to enable developing countries to meet Article 13 requirements. While implementation is in the early stages, significant progress has been made.¹²² FAO, the UNFCCC and the GEF secretariats launched the e-learning course “Forestry and Transparency under the Paris Agreement”, and several knowledge products and case studies have been developed. A well-established national forest monitoring system (NFMS) is key to providing robust and consistent forest-related data to assess and report forest-related emissions and removals through the national inventory report, and this project will enhance NFMS of countries enabling them to better track progress towards achieving a country’s NDC. The project has already identified six pilot countries - Côte d’Ivoire, Guatemala, Honduras, Lao People’s Democratic Republic, Thailand and Uganda - and a new NFMS assessment tool has been developed.

190. The global CBIT-AFOLU project implemented by FAO addresses the challenges that countries face when applying enhanced transparency framework specifications within the AFOLU sector, including data unavailability and weak institutional arrangements, as well as low levels of methodological sophistication and technical capacity.¹²³ The project serves as an umbrella program for eleven national CBIT-AFOLU projects implemented by FAO, thus enabling increased access and adoption of the global products from a larger group of countries. To maximize the dissemination of tools and lessons learned at a global level, the project collaborates with existing transparency initiatives and platforms. Since its launch in 2019, the project successfully implemented some of its most critical phases, including identifying and selecting pilot countries; defining country-specific workplans; selecting global products to be updated to meet the

¹²¹ The CBIT Global Coordination Platform can be accessed at: <https://www.cbitplatform.org>

¹²² Further information can be found at: <http://www.fao.org/in-action/boosting-transparency-forest-data/en/>.

¹²³ Further information can be found at: <http://www.fao.org/climate-change/our-work/what-we-do/transparency/en/> and www.cbitplatform.org/projects/global-cbit-afolu.

enhanced transparency framework; and setting up dedicated transparency networks in agriculture and land-use sectors.

191. The GEF CEO and Secretariat staff have engaged in various outreach and knowledge-exchange opportunities, including the following:

- (a) CBIT webpage has been regularly updated, including relevant links;¹²⁴
- (b) Virtual Annual Partnership Retreat on the PATPA on September 28-30, 2020;
- (c) Second virtual discussions with UN organizations on Building the Enhanced Transparency Framework, organized by the UNFCCC on October 15, 2020;
- (d) Virtual meetings of the Group of Friends on MRV/transparency framework for developing countries on October 21, 2020 and May 10, 2021; and
- (e) GEF CEO participation in transparency event at “LAC Climate Week 2021 - Data4BetterClimateAction: How to use climate transparency to achieve effective climate action and advance national development” on May 12, 2021.

CBIT Outlook

192. After nearly five years of operation, the CBIT is supporting 46.8 percent of non-Annex I countries with over 71.5 percent of non-Annex I emissions. The network of CBIT countries includes a representative proportion of LDCs and SIDS, as well as key economies in each region with significant emission profiles.

193. FY22 is expected to be a milestone year for the CBIT and transparency: transparency is one of the key priority themes for the upcoming COP 26. As the 2024 deadline for the first BTR approaches, there is growing attention to CBIT’s role and contributions to help build human and institutional capacity in developing countries to achieve enhanced transparency. In addition, 2021 is the five-year anniversary of the CBIT launch.

194. In light of the above, a flagship report that highlights CBIT results, impact and lessons learned in its first five years of implementation, will be prepared. The GEF Secretariat will facilitate coordination with partners, respond to donor inquiries, engage with the UNFCCC process and attend relevant meetings on transparency in FY22. The Secretariat will also develop and disseminate targeted communication products on the CBIT and good practices, engage in webinars and events to share results and insights and partner with major multilateral and bilateral transparency initiatives and the UNFCCC Secretariat on awareness-raising campaigns on transparency that were recently launched to build momentum for COP 26.

195. Furthermore, the Secretariat will continue to support the implementation of the existing portfolio of CBIT projects, with adjustments to take into account the impacts of the pandemic. Regular reporting on the CBIT progress and results to the GEF Council, UNFCCC bodies as well as coordination with partners will continue, with additional focus on implementation progress.

196. Finally, the Secretariat will assess the complementary role of the CBIT and the GEF support for the preparation of BTRs, to help inform potential GEF-8 support modalities.

¹²⁴ The website can be accessed at: <https://www.thegef.org/topics/capacity-building-initiative-transparency-cbit>.

5. TECHNOLOGY TRANSFER

197. The transfer of low-carbon and climate-resilient technology has been a key cross-cutting theme for the GEF since its establishment. The GEF-7 Climate Change Focal Area Strategy aims to continue to support developing countries in making transformational shifts towards low-emission and climate-resilient development pathways. To achieve this goal, the strategy emphasizes three fundamental objectives, one of which is to promote innovation and technology transfer for sustainable energy breakthroughs. In the GEF-7, partnership with the private sector is a key priority in promoting technology transfer and deployment.

198. Similarly, the results framework for the LDCF and the SCCF in the 2018-2022 Adaptation Strategy includes an outcome on “technologies and innovative solutions piloted or deployed to reduce climate-related risks and/or enhance resilience” under CCA Objective 1: Reducing vulnerability and increase resilience through innovation and technology transfer for CCA. Therefore, the entire GEF climate change portfolio can be characterized as supporting technology transfer as defined by the IPCC and by the technology transfer framework adopted by COP 7.¹²⁵

199. In the reporting period, for CCM, one program framework documents (PFDs)¹²⁶ and 17 projects with technology transfer objectives or elements were approved with \$106.9 million in GEF funding, including PPGs and Agency fees, and \$1,790.9 million in co-financing.¹²⁷ This amount includes three global projects and two regional projects. For CCA, 18 projects and programs were approved which include financing toward CCA Objective 1 to reduce vulnerability and increase resilience through innovation and technology transfer for CCA, totaling \$91.2 million, inclusive of GEF project financing, PPGs and Agency fees, and leveraged \$260.4 million in co-financing. Out of these 18 projects and programs supported under CCA Objective 1, one project was approved with financing from the SCCF, and the remainder were approved with financing from the LDCF. Detailed project descriptions are provided in Annex 2 and Annex 3.

200. The global project, *Scaling Up CRAFT: Mobilizing Private Capital to Mitigate Climate Change and Reduce Land Degradation through Resilience Investments*, approved with CCM and NGI financing, is an example of an innovative cross sectoral approach for applying cleantech solutions in the agriculture, water, energy, transportation and finance sectors, which are not yet affordable for widespread deployment in developing countries. This approach acknowledges that to change the path of GHG emissions from these sectors, emerging cleantech solutions should be applied and deployed at scale; and as such, addresses key barriers to deploy cleantech solutions in these other sectors, including the need for targeted deployment of the concessional capital (blended finance) to mobilize the private capital seeking commercial risk-adjusted returns. This project promotes climate-resilient solutions and innovative, scalable, enterprise-driven CCM and sustainable land use solutions through the Climate Resilience and Adaptation Finance and Technology Transfer Facility (CRAFT). The CRAFT will invest in companies in areas of resilience intelligence and technology-enabled physical products and services in the agriculture, water, energy, transportation and finance sectors.

¹²⁵ Decision 4/CP.7.

¹²⁶ This includes the Addendum to the project *Global Programme to Support Countries with the Shift to Electric Mobility*.

¹²⁷ These projects are aligned with the objective of CCM-1: Promote innovation, technology transfer, and supportive policies and strategies. They include projects categorized in the areas of renewable energy, energy efficiency and low-carbon transportation.

Poznan Strategic Programme on Technology Transfer

201. After COP 14 welcomed and renamed GEF's Strategic Program on Technology Transfer to the Poznan Strategic Programme on Technology Transfer (PSP), the GEF submitted a plan for the long-term implementation of the PSP to COP 16.¹²⁸ The GEF submission included the following elements to further scale up investments in environmentally sound technologies (ESTs) in developing countries in accordance with the GEF Climate Change Focal Area Strategy, and to enhance technology transfer activities under the Convention:¹²⁹

- (a) Support for climate technology centers and a climate technology network;
- (b) Piloting priority technology projects to foster innovation and investments;
- (c) Public Private Partnerships for technology transfer;
- (d) TNAs; and
- (e) GEF as a catalytic supporting institution for technology transfer.

202. The following sub-sections describe the progress made in the reporting period on the PSP according to the three areas recommended by the evaluation of the PSP by the TEC submitted to SBI 43.¹³⁰ Project descriptions in Annexes 4 and 5 also include challenges and lessons learned in the implementation of the projects.

Regional Climate Technology Activities

203. The GEF has supported four regional projects and the CTCN through a global project, listed in Table 11. Out of these five projects, three have been completed, including two that have been completed in the reporting period. Two projects are still under implementation. The detailed activities of these projects are described in Annex 4. These projects received funding from the GEFTF for CCM as well as from the SCCF-B for CCA. The regional projects are generating lessons learned to help inform the Technology Mechanism, in particular the CTCN, and facilitate coordination and cooperation on climate technology development and transfer through regional and sub-regional coordination mechanisms and partnerships; such as: the establishment of Regional Coalition on Circular Economy in the LAC region, targeted support to address specific barriers in adoption of climate technologies in SMEs by EBRD's FINTECC project, mainstreaming climate technology development, transfer and investment into planning in those Asian countries that received GEF's support under Pilot Asia-Pacific Climate Technology Network and Finance Center of the UNEP and ADB project, amongst others.

¹²⁸ UNFCCC, 2010, [Report of the Global Environment Facility on the progress made in carrying out the Poznan strategic programme on technology transfer](#), SBI Document FCCC/SBI/2010/25.

¹²⁹ Three of the long-term elements (piloting projects, TNAs, and GEF as a catalytic supporting institution) are a direct continuation and scaling up of the three elements of the initial PSP. See UNFCCC, 2013, [Report of the Global Environment Facility to the Conference of the Parties](#), COP Document FCCC/CP/2013/3, Annex, Paragraph 140.

¹³⁰ UNFCCC, 2015, [Evaluation of the Poznan strategic programme on technology transfer: final report by the Technology Executive Committee](#), SBI Document FCCC/SBI/2015/16.

Table 11: GEF Projects for Climate Technology Transfer and Financing Centers and the CTCN

Title	Region	Agency	GEF financing (\$ million)		Co- financing (\$ million)	Status
			GEFTF*	SCCF*		
<i>Promoting accelerated transfer and scaled-up deployment of CCM technologies through the CTCN</i>	Global	UNIDO	1.8	0	7.2	<i>Completed - Terminal evaluation expected by July 2021</i>
<i>Pilot Asia-Pacific Climate Technology Network and Finance Center</i>	Asia and Pacific	ADB/ UNEP	10.0	2.0	74.7	<i>Completed - Terminal evaluation report (TER) available on the GEF Portal</i>
<i>Pilot African Climate Technology Finance Center and Network</i>	Africa	AfDB	10.0	5.8	89.0	<i>Under implementation – Extended until July 2021</i>
<i>Finance and Technology Transfer Center for Climate Change</i>	ECA	EBRD	10.0	2.0	77.0	<i>Under implementation - Extended until December 2022</i>
<i>Climate Technology Transfer Mechanisms and Networks in LAC</i>	LAC	IDB	10.0	2.0	63.4	<i>Completed - Terminal evaluation expected by June 2021</i>

* Includes GEF project financing, PPGs and Agency fees

204. In the reporting period, the project *Piloting Innovative Financing for Climate Adaptation Technologies in Medium-sized Cities* (approved in January 2020 as part of the GEF Challenge Program for Adaptation Innovation), implemented by UNIDO, and executed by the CTCN, is still experiencing delays in submitting its request for endorsement by the CEO due to the COVID-19 pandemic. This project develops a methodological approach and financing toolkit for medium-sized cities and conducts on-the-ground pilot projects in three selected cities in Africa, Asia and LAC. This project will support selected cities in adopting a systematic approach to prioritizing infrastructure needs, identifying key investment projects and matching with private financiers, leveraging the CTCN network for climate change technology data.

205. In response to invitations from SBI 37, 39, 40, 41, 42, 45, 46, 47, 48, 49, 50 and 51, the GEF Secretariat, the CTCN and GEF Agencies have consulted on the collaboration between the CTCN and the regional technology and finance centers on numerous occasions for further developing projects and partnerships and to disseminate the project's products and outcomes, including in the reporting period. The GEF Secretariat circulates an annual survey to all GEF Agencies of projects supported under the PSP in an effort to support enhanced information sharing among the regional centers and the CTCN (see Annex 4).

206. Constructive dialogue has been established with respective GEF Agencies to enhance synergies and avoid duplication. The GEF Secretariat regularly attends the biannual TEC meetings, and GEF staff has also held meetings with the CTCN representatives, including at COP 25 and SBI 51, with the aim of encouraging collaboration between the regional climate technology and finance centres and the CTCN. The CTCN has been encouraged to utilize GEF national dialogues and ECWs as entry points to facilitate further coordination with GEF OFPs to explore potential cooperation in a country-driven manner.

207. All ongoing regional climate technology networks and finance centers have continued to coordinate and collaborate with the CTCN, to strengthen the global and regional networks for supporting the development and deployment of climate technologies, as described in Annex 4.

208. The GEF Secretariat participated in, and/or observed, key discussions supporting the development of technology transfer initiatives in the reporting period. Examples include:

- (a) Climate Technology Transfer Mechanisms and Networks in Latin America and the Caribbean: Experiences in Forest Monitoring (part of the CTCN), on October 21, 2020
- (b) Project Steering Committee meeting of the TNA Global Support Project, on October 27, 2020;
- (c) UNFCCC Virtual Dialogue on Experiences and Lessons Learned from the Pilot Regional Climate Technology Transfer Centers Supported by the GEF PSP, on November 4, 2020
- (d) 16th meeting of the CTCN Advisory Board, on November 10-12, 2020
- (e) 21st meeting of the TEC, on November 17-20, 2020 (virtual);
- (f) UNFCCC Climate Dialogue: From Technology Needs to Climate Action on December 3, 2020
- (g) 22nd meeting of the TEC on April 20-23, 2021; and
- (h) 17th meeting of the CTCN Advisory Board on April 26-29, 2021.

209. In the reporting period, the CTCN did not undertake a survey on cooperation between NDEs and OFPs, and, therefore, it did not provide updated information on how collaboration between NDEs and OFPs has been strengthened in the reporting period.¹³¹

National Climate Technology Activities

210. Eleven national climate technology projects have been implemented, in accordance with guidance from COP decision 2/CP.14. The funding from the GEFTF and the SCCF-B for these projects amounted to \$51.6 million, inclusive of GEF project financing, PPGs and Agency fees,¹³² and the total co-financing amounted to \$223.2 million and \$5.7 million, respectively.

211. In the reporting period, eight out of eleven projects have been completed. These eight projects were in Cambodia, Chile, China, Jordan, Russian Federation, Senegal, Sri Lanka and Thailand. Three projects remain under implementation in five countries: Colombia, Côte d'Ivoire, Eswatini, Kenya and Mexico.

212. These eleven projects have addressed both CCM and CCA and have been diverse and innovative. They have included renewable energy (solar, biomass, wind), energy efficiency (insulation materials, efficient and hydro-chlorofluorocarbon (HCFC)-free appliances), transport ("green" trucks), and composting. Membrane drip irrigation, flood- and drought-resistant crops with sustainable land management (SLM) practices were included as CCA-related technologies.

¹³¹ Email correspondence was sent to CTCN on 20 April 2021.

¹³² See Annex 5 for details on financing.

213. In response to SBI 36 conclusions, the GEF requested the GEF Agencies to provide updates to further elaborate on the experiences gained and lessons learned in carrying out the PSP pilot projects, and the progress made by the GEF Agencies in the delivery of technology transfer. The eleven projects have implemented their activities, including demonstration, policy and standards development and capacity-building. They have identified and trained local companies and technicians to adopt innovative technologies.

214. SBI 45 encouraged the GEF to share the mid-term evaluations of the PSP climate technology transfer and finance centers and pilot projects with the TEC and the CTCN, as available. As required, the Agencies of these 11 GEF projects submitted MTRs and TERs, along with implementation status reports, to the GEF. The mid-term reports of all these projects were shared with TEC and CTCN upon request and when available. Compiled summaries of these projects are presented in Annex 5.

Technology Needs Assessments

215. The GEF provides support for developing countries to undertake TNAs. This reporting period corresponds to the fourth TNA project (TNA phase IV) that supports 17 LDCs and SIDS as approved by the GEF Council in June 2019 and subsequently endorsed by the CEO in July 2020. These projects are at the technology identification and prioritization process. The travel restriction due to the COVID-19 pandemic has also disrupted inception missions. Total GEF financing for this project is \$5.02 million from the CCM set-aside, inclusive of GEF project financing and Agency fees. The project consists of two components: (i) TNA and development of technology action plans (TAPs); and (ii) evaluations. The participating countries are:

- (a) Africa and the Middle East: Comoros, Ethiopia, Guinea-Bissau, Lesotho, Somalia, South Sudan and Yemen.
- (b) Asia and the Pacific: Kiribati, Maldives, Niue, Papua New Guinea, Solomon Islands, Timor-Leste, Tonga and Tuvalu.
- (c) LAC: Bahamas and St. Kitts and Nevis.

216. The GEF started supporting TNA projects in 2009, with the first TNA project concept under the PSP, *Global Technology Needs Assessments - Phase I*, approved by the LDCF/SCCF Council in April 2009 and endorsed by the CEO in September 2009. Project implementation by UNEP started in October 2009 and was completed in April 2013. Total SCCF-B funding for this project was \$9.0 million, inclusive of GEF project financing and Agency fees.

217. The second TNA project concept (TNA phase II) to support 28 countries was approved by the GEF Council in April 2013 and endorsed by the CEO in August 2014. Total GEF funding for this project is \$6.69 million, inclusive of project financing and Agency fees. Project implementation began in November 2014 and is expected to be completed in 2021. Two countries that already participated in TNA Phase I (Kazakhstan and Lao People's Democratic Republic) have been supported in concluding their TAP reports.

218. The third TNA project concept (TNA phase III) to support 22 SIDS and LDCs and Ukraine was approved by the GEF Council in June 2016 and endorsed by the CEO in March 2018. Total GEF financing for this project is \$6.5 million from the CCM focal area set-aside and \$0.3 million from Ukraine's STAR allocation, inclusive of GEF project financing and Agency fees.

219. So far, the GEF has supported more than 90 developing countries to undertake TNAs. The details of the support to the developing countries under Phases I-III were reported in the previous reports.

220. Under the GEF-7 Programming Directions, support for TNAs is possible using national STAR allocations. No country has chosen to use its national STAR allocation for TNA support in the reporting period. LDCs and SIDS continue to be eligible to draw on the global CCM set-aside.

6. ENABLING ACTIVITIES AND CAPACITY BUILDING

Overview of GEF Support for Enabling Activities

221. The GEF has supported various types of EAs, including NCs, BURs and NAPAs. They fulfill essential communication requirements to the UNFCCC and provide information to enable policy and decision-making. In addition, in the reporting period, the GEF has started supporting BTRs.

222. Since its inception, the GEF has funded 454 EAs with \$541.5 million from the GEFTF and the LDCF, including Agency fees. Of this amount, 403 EAs have been supported with \$529.3 million (see Tables 12 and 13) from the GEFTF, in support of NCs, BURs, TNAs and now BTRs. According to both the Updated Co-Financing Policy and its previous iteration, co-financing is encouraged for EAs, but is not required.¹³³

223. In the reporting period, the GEF financed, through the GEFTF, seven EAs, in the amount of \$22.7 million, inclusive of GEF project financing and Agency fees. Annex 2 lists projects and programs for CCM and EAs approved under the GEFTF in the reporting period.

224. As at June 30, 2021, a total of 200 BURs have been approved for GEF funding in 132 countries and a total of 491 NCs have been approved for GEF funding in 152 countries.

225. Information on the status of resources approved by the GEF for the preparation of BURs and NCs from non-Annex I Parties will be submitted as an addendum to this report.

Table 12: Cumulative GEF Trust Fund Enabling Activities Projects by Region

Region	Number of projects	GEF amount (\$ million) *	Co-financing (\$ million)
Africa	115	47.0	22.4
Asia	86	92.2	114.2
ECA	60	26.3	6.9
LAC	109	101.3	126.3
Global	33	262.5	45.7
Total**	403	529.3	315.5

* Including Agency fees.

** Up to June 30, 2021.

¹³³ GEF, 2018, [Updated Co-Financing Policy](#), Council Document GEF/C.54/10/Rev.01 and GEF, 2014, [Co-Financing Policy](#), Council Document GEF/C.46.09.

Table 13: GEF Trust Fund Enabling Activities Projects by Phase

Phase	Number of projects	GEF amount (\$ million) *	Co-financing (\$ million)
GEF Pilot (1991-1994)	8	34.1	9.5
GEF-1 (1994-1998)	96	49.3	10.8
GEF-2 (1998-2002)	105	49.8	17.6
GEF-3 (2002-2006)	36	83.2	10.5
GEF-4 (2006-2010)	8	56.1	31.2
GEF-5 (2010-2014)	59	111.6	102.4
GEF-6 (2014-2018)	58	82.7	18.2
GEF-7 (2018-2022)	33	62.5	115.3
Total	403	529.3	315.5

* Including Agency fees.

226. The LDCF has supported the preparation of 51 NAPAs since its inception, in the total amount of \$12.2 million. All requests for NAPAs from LDCs have been financed in the previous reporting period and no additional request was received in the reporting period.

National Communications and Biennial Update Reports¹³⁴

227. The GEF continues to provide full-cost funding for NCs and BURs, and all requests to support NCs and BURs have been met by the GEF. The GEF has set aside resources, separate from the STAR allocations, so that each country can access up to \$500,000 for NCs and \$352,000 for BURs. There are currently four options for countries to access GEF resources for NCs and BURs. In the first option, countries can work with a GEF Agency of their choice to develop a project proposal. In the second option, countries can be part of a UNEP umbrella project for NCs and BURs. In the third option, countries can access the set-aside resources directly from the GEF Secretariat. Fourthly, those countries that wish to utilize additional resources can use their STAR allocation to complement the set-aside resources.

228. In the reporting period, 17 non-Annex I Parties submitted their NCs, and 18 non-Annex I Parties submitted their BURs to the UNFCCC. The GEF, through its Agencies, continues to provide assistance to Parties in formulating project proposals identified in their NCs (in accordance with Article 12 of the Convention and decision 5/CP.11) and in their BURs.

229. In order to submit any project proposal for approval, GEF Agencies need to ensure the proposal's consistency with country's national priorities. A country confirms its endorsement of a proposal by providing a letter signed by the GEF OFP. Following the proposal submission, the GEF, as a prerequisite for approval, examines and confirms its linkage to national priorities or programs. All projects approved by the GEF in the reporting period have been confirmed to explicitly correspond to national priorities, including those identified in NCs, BURs, TNAs and NDCs, as applicable.

¹³⁴ The GEF plans to submit an addendum to the COP report on the status of resources approved by the GEF Secretariat for the preparation of NCs and BURs from Parties not included in Annex I by October 2021.

Global Support Program for National Communications, Biennial Update Reports and Nationally Determined Contributions

230. GSP for NCs, BURs and NDCs is jointly implemented by UNDP and UNEP. It provides technical support to developing countries to prepare quality NCs and BURs, while also facilitating backstopping for the submission and improvement of NDCs. Technical support is provided online, offline and, if feasible, onsite to all interested developing countries and complements the work of other supporting bodies, such as the CGE. The UNFCCC Secretariat collaborates with the GSP.

231. The GSP started its operation in late 2015 and has provided support to more than 130 countries in Africa, Asia and the Pacific, LAC and ECA through a wide range of activities at national and regional levels. The program will conclude in September 2021, after which support will be provided through an integrated program that will bring together the GSP and the CBIT Global Coordination Platform.

232. As at June 30, 2021, 37 regional workshops, 36 national workshops and more than 60 webinars have been organized, co-organized and/or co-funded by the GSP, counting with the participation of representatives from more than 100 developing countries. The GSP has also assisted 72 countries in reviewing 45 GHGIs, 21 NCs, and 18 BURs. In addition to a high level of activity, the GSP has had a truly global reach: it has engaged 131 non-Annex I parties, 85 percent of all non-Annex I parties, 90 percent of all LDCs, and 100 percent of all SIDS. It has also been able to respond to all country requests.

233. In the reporting period, the GSP continued the provision of support to the 13 MRV networks established, covering the regions so covering the regions of Africa, Asia, ECA and LAC.¹³⁵ Due to the COVID-19 pandemic, the GSP activities in the reporting period have focused on virtual training events and webinars, including on GHGIs and use of 2006 IPCC software, CCM assessments and NDC tracking, climate vulnerability and CCA assessments, enabling transparency in the AFOLU sector, linkages between REDD+ and GHGIs, integration of gender considerations into MRV, developing MRV roadmaps, and utilizing Low Emissions Analysis Platform (LEAP) and Greenhouse Gas Abatement Cost Model (GACMO) tools. In addition, the GSP organized national-level training and regional exchanges.

234. Furthermore, in the reporting period, the GSP prepared reports and publications on the implementation of NDCs, baselines for CCM actions for the energy and AFOLU sectors, benefits and limitations of scenario modelling tools, and lessons learned from integrating gender considerations into the MRV framework. The GSP also prepared a global assessment of GHGI capacities, in collaboration with Institute for Global Environmental Strategies (IGES) and GHG Management Institute (GHGMI).

Biennial Transparency Reports

235. The modalities, procedures, and guidelines for the transparency framework for action and support referred to in Article 13 of the Paris Agreement were adopted in December 2018 at COP 24 and CMA 1.3. The GEF, as an operating entity of the Financial Mechanism, was requested to

¹³⁵ The 13 MRV network established cover a total of 131 countries: RedINGEI- Spanish speaking Latin America, Lusophone Cluster, Eurasia, West Africa, Central Asia and Caucasus, English speaking Caribbean Pacific Island States, South Asia, South East Asia, Eastern Africa, Southern Africa, North Africa, and Central Africa.

support developing country Parties in preparing their first and subsequent BTRs. This request was reiterated in December 2019 in decision 7/CMA.2.

236. The GEF organized the first informal consultation meeting on June 18, 2020, where possible modalities and support options were discussed with representatives of countries and institutions engaged in UNFCCC reporting support. Following on the feedback received at that meeting, the GEF further developed programming modalities and guidelines and organized the second informal consultation meeting on November 17, 2020. Country representatives, the CGE, the UNFCCC Secretariat and relevant GEF Agencies took part in these consultations.

237. The GEF prepared an information document on the subject for the 59th GEF Council meeting, which was held on December 7-11, 2020.¹³⁶ A notification on the availability of support for preparation of BTRs was sent by the CEO to GEF OFPs in 144 countries on February 18, 2021.

238. Since the notification of support was circulated, the GEF Secretariat has worked closely with Agencies to facilitate BTR preparations by interested countries.

239. The GEF is supporting BTRs in the following ways:

- (a) Under the first modality, countries can access up to \$484,000 for the preparation of a stand-alone BTR.
- (b) Under the second modality, countries can access up to \$517,000 for the preparation of a combined BTR and NC.
- (c) Under the third modality, countries can access financing of maximum \$200,000, additional to an ongoing EA project. This modality will be rolled out in January 2023, in the GEF-8 period.

240. Countries can access resources for the BTR preparation at full cost, from the climate change focal area set-aside resources. If countries require additional resources, they can utilize resources from their STAR allocation.

241. In the reporting period, the GEF has approved BTR support for ten countries¹³⁷ with a total of \$15.3 million in resources. These projects were approved in less than five months since the start of the BTR support in February 2021. Brazil and Nigeria have chosen to utilize STAR resources to complement available set-aside resources through FSPs, while the other eight countries are supported by set-aside resources through an umbrella program. Of the ten countries, four (Liberia, Malawi, Nigeria and Zambia) are using the combined BTR/NC modality and intend to submit their first BTR along with their next NC, while the other six are utilizing the stand-alone BTR modality. Parties may submit an adaptation communication as a component of, or in conjunction with, a BTR, in line with Decision 9/CMA.1. However, none of the EA projects supporting the preparation of the first BTR, which have been submitted to GEF in this reporting period, have included an adaptation communication.

242. The GEF provided an update to Parties on June 5, 2021 during UNFCCC subsidiary body for implementation meeting on the provision of financial and technical support to developing country

¹³⁶ GEF, 2020, [Information Note on the Financing of the Biennial Transparency Reports for Developing Country Parties to the Paris Agreement](#), Council Document GEF/C.59/Inf.19.

¹³⁷ Antigua and Barbuda, Brazil, Cambodia, Lao People's Democratic Republic, Liberia, Malawi, Maldives, Mauritania, Nigeria and Zambia.

Parties and responded to questions from Parties. The discussion covered the support provided by the GEF for preparation of NCs and BURs for the reporting period of July 1, 2019 to June 30, 2020, the operation of the CBIT, the support provided by the GSP, and the funding arrangements for preparation of BTR.¹³⁸

243. In addition, the GEF has carried out awareness-raising and outreach efforts on the support available for BTRs using various channels. For example, on March 11, 2021, the GEF participated in a webinar organized by the AILAC and UNEP on the transition from the MRV framework under the Convention to the enhanced transparency framework under the Paris Agreement. The GEF also participated in a webinar organized by the GSP on preparation of BTRs and related funding opportunities for the Western Balkan and Eastern European countries on April 27, 2021, and the in the virtual meeting of the Group of Friends on MRV/transparency framework for developing countries on May 10, 2021.

Capacity building

244. Capacity building is a key theme of GEF projects, and it is embedded in the design of both CCM and CCA projects. In addition, capacity building for EAs and fulfillment of Convention obligations is identified as a distinct objective in a large number of projects.

245. The UNFCCC capacity-building framework identifies 15 priority areas for capacity building, as listed in decision 2/CP.7:

- (a) Institutional capacity building, including the strengthening or establishment, as appropriate, of national climate change secretariats or national focal points;
- (b) Enhancement and/or creation of an enabling environment;
- (c) NCs;
- (d) National climate change program;
- (e) GHGIs, emission database management, and systems for collecting, managing and utilizing activity data and emission factors;
- (f) Vulnerability and adaptation assessment;
- (g) Capacity building for implementation of adaptation measures;
- (h) Assessment for implementation of mitigation options;
- (i) Research and systemic observation, including meteorological, hydrological and climatological services;
- (j) Development and transfer of technology;
- (k) Improved decision making, including assistance for participation in international negotiations;
- (l) Clean Development Mechanism;
- (m) Needs arising out of the implementation of Article 4, paragraphs 8 and 9, of the Convention;
- (n) Education, training and public awareness; and

¹³⁸ <https://unfccc.int/documents/276638>

(o) Information and networking, including the establishment of databases.

246. In the calendar year 2020, the CBIT TF, GEFTF, LDCF and SCCF portfolios supported 63 stand-alone and MFA projects (11 CBIT, 37 CCM and 15 CCA) with various capacity-building priorities listed above, in the form of technical assistance. The total GEF funding for supporting these capacity-building activities in 2020 amounted to approximately \$92.7 million. Of these activities, 40 projects provided support to 48 SIDS and LDCs with capacity-building activities amounting to \$72.7 million. These activities were communicated to the UNFCCC through its capacity-building portal in May 2021.

247. These projects cut across 11 out of the 15 UNFCCC-defined priority areas for capacity building (a, b, c, e, f, g, h, i, j, n and o). The majority of CCM projects address support for NCs, education, training and public awareness, enhancement of enabling environments and institutional capacity building. Projects supported by the CBIT TF focus on institutional capacity building and GHGIs, emission database management and systems for collecting, managing and utilizing activity data and emission factors. As for CCA projects, efforts include enhancement of enabling environments, education, training and public awareness and research and systemic observation through climate information systems.

248. The GEF continues to support the implementation of Article 6 of the Convention and the Doha Work Program, including by providing financial resources to non-Annex I Parties, in particular African countries, LDCs and SIDS. In 2020, the GEF provided more than \$15.1 million towards education, training and public awareness through its regular CCM and CCA programming. In addition, many NC projects contain components that provide support for education, training and public awareness.

PART IV: EVALUATIONS BY THE GEF INDEPENDENT EVALUATION OFFICE

249. The GEF's IEO conducted three evaluations in the reporting period that offered relevant insights and lessons for the CCM and CCA focal areas.

Program Evaluation of the Least Developed Countries Fund

250. In the reporting period, the IEO completed the 2020 Program Evaluation of the LDCF,¹³⁹ assessing progress made since the 2016 Program Evaluation¹⁴⁰ and the extent to which the Fund is achieving its planned objectives. The evaluation found that LDCF support continues to be highly relevant with respect to COP guidance and decisions, the GEF CCA Programming Strategy, and countries' broader development policies, plans and programs. A large portion of the LDCF's work is inherently aligned with the Paris Agreement through its support of CCA-related NDCs or intended NDCs (INDCs). In response to COP guidance based on findings of the 2016 LDCF Program Evaluation, the LDCF has enhanced national institutional capacities in LDCs by supporting their development through the involvement of national institutions in LDCF project development, approval and delivery.

251. While the evaluation found that LDCF project design clearly contributes to the three recently revised GEF CCA strategic objectives, contributions to the two new strategic pillars focused on private sector involvement were found to be not as strong. Substantive engagement with the private sector is limited and LDCF projects face the challenge that banking and private sectors are comparatively less developed in LDCs and that it is difficult to attract private sector interest and investment in CCA-focused work. These two factors make private sector engagement even more challenging for LDCF projects compared to other GEF funding mechanisms.

252. The evaluation found that overall gender performance of the LDCF portfolio has improved, with more widespread use of gender analysis in project design. However, there is a knowledge gap in the gender-related results of LDCF projects - it is particularly concerning that most LDCF terminal evaluations do not undertake any form of gender-focused assessment, even those prepared after the IEO guidelines made it obligatory.

253. The lack of resources available for new projects in the GEF-6 clearly reduced the efficiency of the LDCF project approval process. Project cycle analysis shows that in the GEF-5 the LDCF efficiency approval process matched other GEF-administered funds. In the GEF-6, however, the LDCF approval process slowed considerably because of a lack of resources available for new projects. Several interviewees noted improvements in efficiency during the GEF-7, stemming from eliminating the pipeline and operational improvements the GEF Programming Strategy for the LDCF and SCCF and Operational Improvements introduced. Despite welcome operational improvements, uncertainty over resource availability remains a concern for stakeholders.

254. The evaluation also shed more light on the factors, both in and outside projects' control, which affect outcome sustainability. Post-completion visits to LDCF projects revealed that project-supported benefits continued to varying degrees. Financing is an important factor for sustainability. LDCF projects' terminal evaluations identified common project-related factors that hindered outcome sustainability, including insufficient capacity of the project team, staff turnover

¹³⁹ GEF Independent Evaluation Office, [2020 Program Evaluation of the Least Developed Countries Fund](#), LDCF/SCCF Council Document GEF/LDCF.SCCF.29/E/01.

¹⁴⁰ GEF Independent Evaluation Office, [2016 Program Evaluation of the Least Developed Countries Fund](#), Evaluation Report No. 106.

and delays in recruitment, and weak project design and project management. The TERs most frequently noted effective stakeholder engagement and coordination between executing partners as factors contributing to sustainability.

Strategic Country Cluster Evaluation of the Least Developed Countries Fund

255. The IEO also completed the strategic country cluster evaluation (SCCE) focusing on LDCs.¹⁴¹ The overarching objective of this SCCE was to provide a deeper understanding of the determinants of sustainability of outcomes of GEF support in LDCs. It also assessed the relevance and performance of GEF support toward addressing LDCs' main environmental challenges, of which the most common are deforestation, land degradation and biodiversity loss. Gender, resilience and fragility were assessed as cross-cutting themes. The analysis covered all GEF focal areas, although it centered on CCA and multifocal interventions on biodiversity, CCA and CCM, and land degradation.

256. The evaluation found that GEF interventions are relevant to national environmental challenges LDCs are facing. Most of GEF support to LDCs has focused on CCA to address the effects of a changing climate that exacerbates main environmental challenges in LDCs. Multifocal area interventions - most commonly a combination of biodiversity, land degradation and climate change, including CCA - have grown to help LDCs tackle environmental challenges through integrated programming.

257. CCA projects performed better than other focal area projects in LDCs. Seventy-nine percent of CCA projects ranked satisfactory for outcomes, and 58 percent likely to have sustained outcomes. This was the highest percentage of all focal areas. The performance of CCA projects is comparable to the overall GEF portfolio with regard to satisfactory outcomes and slightly lower with regard to sustainability. The LDCF provides most of the funding for CCA interventions, with small amounts from the SCCF and the GEFTF SPA.

258. Climate resilience is addressed in CCA projects, but rarely in other focal area projects. While all CCA projects financed by the LDCF, the SCCF and the GEFTF SPA included resilience considerations, only 37 percent of other focal area projects showed evidence of climate resilience considerations, which in these projects focused on risk management and resilience as a co-benefit. Resilience considerations were increasingly integrated into the projects' multiple benefits frameworks between the GEF-4 and the GEF-6.

259. The evaluation also found that financial sustainability is a challenge in most LDCs across all focal areas. Of the four dimensions of sustainability - financial, institutional, environmental and political - financial sustainability is rated the lowest in LDCs. By region, financial sustainability varies widely, with 54 percent of LDC projects rated as likely financially sustainable in Africa compared with 84 percent in Asia. The range reflects LDCs' heterogeneity. Limited post-completion financing was found to be a key context-related hindering factor, indicating the importance of designing financial arrangements that can continue after project completion to deliver sustainable benefits.

¹⁴¹ GEF Independent Evaluation Office, 2020, [Strategic Country Cluster Evaluation of the Least Developed Countries](#), Council Document GEF/E/C.58/Inf.03/Rev.01.

Evaluation of GEF Engagement with Micro, Small and Medium Enterprises

260. In the reporting period, the IEO also carried out the Evaluation of GEF Engagement with Micro, Small and Medium Enterprises (MSMEs).¹⁴² The evaluation found that climate change projects tended to involve the private sector more than other focal areas, and specifically large corporations and SMEs (companies with between 10 and 250 employees) rather than micro enterprises. These projects were typically in the renewable energy and energy efficiency sectors. Climate change projects also more frequently involved the private sector for innovation and scaling-up compared to other focal areas.

261. An in-depth case study was done on the project *Promoting Energy Efficiency and Renewable Energy in Selected MSME Clusters in India* (GEF ID 3553, 2011-ongoing). Quantitative estimates showed that by adopting energy efficiency and renewable energy technologies and practices, most enterprises reduced their carbon emissions and, at the same time, saved money from reduced energy consumption. Cost savings were high and positively correlated with emission reductions but not with investment amount, as some energy efficiency practices required zero investment. Some sectors benefited more than others, depending on the technologies and practices available to them. MSMEs that have shifted to such technologies and practices reported reduced electricity bills, as well as indirect economic and social benefits, such as increased productivity, competitiveness in domestic and international markets and, in some cases, better environmental conditions in the workplace.

262. However, the adoption of energy efficiency and renewable energy technology and practices appears to ultimately depend on the economic benefits to the particular sector, enterprise size, and individual MSME relative to the cost of investment, payback period, volume of production and their specific economic and financial circumstances. Micro and small enterprises, due to their smaller scale of production, typically do not find it cost-effective to invest in energy efficiency and renewable energy technology. In addition, requirements to obtain financing are one of the limiting factors in the adoption of energy efficiency technology, especially for small enterprises.

263. However, the adoption of energy efficiency and renewable energy technology and practices appears to ultimately depend on the economic benefits to the particular sector, enterprise size, and individual MSME relative to the cost of investment, payback period, volume of production and their specific economic and financial circumstances. Micro and small enterprises, due to their smaller scale of production, typically do not find it cost-effective to invest in energy efficiency and renewable energy technology. In addition, requirements to obtain financing are one of the limiting factors in the adoption of energy efficiency technology, especially for small enterprises

¹⁴² GEF IEO, 2021, [Evaluation of GEF Engagement with Micro, Small, and Medium Enterprises](#), Council Document GEF/E/C.60/05.

Management Response to Evaluations^{143, 144, 145}

Program Evaluation of the Least Developed Countries Fund

264. The Secretariat welcomes IEO's report on the 2020 Program Evaluation of the LDCF and is pleased by the IEO's findings on relevance of LDCF support to COP guidance and decisions, the CCA Programming Strategy, and countries' broader development policies, plans and programs; inherent alignment with the Paris Agreement; and enhancing of national institutional capacities.

265. Acknowledging the IEO's finding that the private sector tends to be less developed in LDCs, the Secretariat will continue to strengthen its focus on expanding catalytic financing and supporting enabling environments for the private sector to act as an agent for market transformation. Example of this type of catalytic financing are being demonstrated by project supported through the Challenge Program for Adaptation Innovation, as discussed above under Climate Change Adaptation section, which aims to address unmet needs for stimulating adaptation innovation and private sector engagement.

266. With regard to overall gender performance of the LDCF portfolio, the Secretariat welcomes the IEO's findings on the overall improvement in gender performance of the LDCF portfolio. Moving forward in GEF-7, the Secretariat will, as recommended by the IEO, endeavor to continue to build on this progress.

267. In accordance with IEO's recommendation to continue to enhance the likelihood of sustainability of outcomes, the Secretariat will continue to carry out relevant actions in project design and implementation.

Strategic Country Cluster Evaluation of the Least Developed Countries Fund

268. The Secretariat welcomes the IEO's report on the Strategic Country Cluster Evaluation of the Least Developed Countries (LDCs) and is in broad agreement with its conclusions and recommendations.

269. The Secretariat is pleased to see the IEO's findings that the GEF's support to LDCs continue to be well aligned with and highly relevant to the national environmental priorities and main environmental challenges of LDCs.

270. Given the importance of climate resilience in LDCs, the Secretariat is encouraged by the conclusion that climate resilience is being addressed in climate change adaptation projects. The Secretariat notes the need to strengthen climate resilience considerations in other GEF focal areas and welcomes the observation that more recent projects are indeed showing an increasing integration of resilience considerations.

271. The Secretariat notes the role of project design in the improvement of sustainability, including the need to take into due consideration the socioeconomic and political context of the

¹⁴³ GEF, 2020, [Management Response to: 2020 Program Evaluation of the Least Developed Countries Fund](#), Council Document GEF/E/LDCF.SCCF.29/E/02.

¹⁴⁴ GEF, 2020, [GEF, 2020 Management Response to: Strategic Country Cluster Evaluation of the Least Developed Countries](#), Council Document GEF/E/C.58/Inf.02

¹⁴⁵ GEF, 2021, [GEF, 2021, Management Response To: Evaluation of GEF Engagement with Micro, Small, And Medium Enterprises](#), Council Document GEF/E/C.60/09.

LDCs. Finally, the Secretariat is confident that the GEF's continued positive impact for LDCs will be further strengthened by the programming strategies and policies adopted in GEF-6 and GEF-7.

GEF Engagement with Micro, Small and Medium Enterprises

272. The GEF Secretariat welcomes the IEO report Evaluation of GEF Engagement with Micro, Small and Medium Enterprises (MSMEs) and greatly appreciates the focus on this important component of private sector engagement.

273. The GEF Secretariat will consistently track progress on the implementation of each of IEO's recommendations. Additionally, and as part of the PSES Implementation, the GEF Secretariat will be collecting more granular data that can be used in future assessments of the private sector. The GEF Secretariat also notes that the IEO has conducted/is conducting related OPS-7 evaluations on the Non-Grant Instrument (NGI), the Small Grants Programme and the GEF's overall engagement with the private sector. The GEF Secretariat will incorporate any related findings of these evaluations into the relevant measures for follow up.

ANNEX 1: GEF-7 FUNDING ENVELOPES AND ALLOCATIONS

The following table provides the initial STAR country allocations for all countries that receive an allocation in the GEF-7.¹⁴⁶

Table A1.1: Initial GEF-7 STAR Country Allocations (in \$ million)¹⁴⁷

Country	Climate change	Biodiversity	Land degradation	Total	Fully flexible	Marginal adjustment ¹⁴⁸
Afghanistan	1.50	3.00	4.43	8.93	no	2.00
Albania	1.00	2.00	1.00	4.00	yes	
Algeria	4.18	3.46	2.08	9.71	no	2.00
Angola	2.01	6.37	2.05	10.42	no	2.00
Antigua and Barbuda	1.00	2.00	1.00	4.00	yes	
Argentina	6.38	13.10	5.23	24.71	no	3.21
Armenia	1.31	2.00	4.14	7.45	no	2.00
Azerbaijan	5.06	2.00	3.42	10.48	no	2.00
Bahamas	1.00	4.76	1.22	6.98	yes	
Bangladesh	2.16	3.00	1.50	6.66	yes	
Barbados	1.00	2.00	1.00	4.00	yes	
Belarus	5.64	2.00	1.00	8.64	no	2.00
Belize	1.00	2.60	1.00	4.60	yes	
Benin	1.50	3.00	5.11	9.61	no	2.00
Bhutan	1.50	3.00	1.50	6.00	yes	
Bolivia (Plurinational State of)	2.05	12.57	3.19	17.82	no	2.32
Bosnia and Herzegovina	1.00	2.00	1.00	4.00	yes	
Botswana	1.00	2.21	4.10	7.31	no	2.00
Brazil	17.62	52.88	6.98	77.48	no	10.07
Burkina Faso	1.50	3.00	6.69	11.19	no	2.00
Burundi	1.50	3.00	1.50	6.00	yes	
Cambodia	1.50	3.42	1.50	6.42	yes	

¹⁴⁶ GEF, 2018, [Initial GEF-7 STAR Country Allocations](#), Council Document GEF/C.55/Inf.03; and GEF, 2018, [Updating the System for Transparent Allocation of Resources \(STAR\)](#), Council Document GEF/C.54/O3/Rev.01.

¹⁴⁷ The figures presented here are rounded to two decimal places. On the GEF Portal, these figures are presented as their actual initial amounts.

¹⁴⁸ This represents the marginal adjustments allowed for countries with total initial STAR country allocations exceeding \$7 million, at \$2 million or 13 percent of their total initial STAR country allocations, whichever is higher.

Country	Climate change	Biodiversity	Land degradation	Total	Fully flexible	Marginal adjustment ^{t148}
Cameroon	1.63	10.96	1.40	13.99	no	2.00
Cabo Verde	1.00	6.28	1.21	8.49	no	2.00
Central African Republic	1.50	3.00	1.79	6.29	yes	
Chad	1.50	3.00	3.89	8.39	no	2.00
Chile	2.99	13.28	2.13	18.41	no	2.39
China	80.15	33.85	4.38	118.38	no	15.39
Colombia	10.85	39.10	2.05	52.00	no	6.76
Comoros	1.50	3.00	1.50	6.00	yes	
Congo	1.00	3.05	1.00	5.05	yes	
Cook Islands	1.00	2.00	1.00	4.00	yes	
Costa Rica	1.00	9.76	1.00	11.76	no	2.00
Côte d'Ivoire	1.00	4.70	3.29	8.99	no	2.00
Cuba	1.86	9.26	1.00	12.12	no	2.00
Democratic Republic of the Congo	3.10	16.26	2.22	21.58	no	2.81
Djibouti	1.50	3.00	2.70	7.20	no	2.00
Dominica	1.00	2.00	1.00	4.00	yes	
Dominican Republic	1.00	4.98	1.00	6.98	yes	
Ecuador	1.45	24.38	3.06	28.89	no	3.76
Egypt	5.93	4.18	1.67	11.77	no	2.00
El Salvador	1.00	2.00	1.00	4.00	yes	
Equatorial Guinea	1.00	2.00	1.00	4.00	yes	
Eritrea	1.50	3.00	3.74	8.24	no	2.00
Ethiopia	3.76	11.53	6.01	21.30	no	2.77
Fiji	1.00	6.13	1.00	8.13	no	2.00
Gabon	1.00	3.45	1.00	5.45	yes	
Gambia	1.50	3.00	5.33	9.83	no	2.00
Georgia	1.50	2.00	2.20	5.70	yes	
Ghana	1.00	4.27	4.20	9.47	no	2.00
Grenada	1.00	2.00	1.00	4.00	yes	
Guatemala	1.00	7.38	1.00	9.38	no	2.00
Guinea	1.50	3.70	1.92	7.12	no	2.00

Country	Climate change	Biodiversity	Land degradation	Total	Fully flexible	Marginal adjustment ^{t148}
Guinea-Bissau	1.50	3.00	1.50	6.00	yes	
Guyana	1.00	2.96	1.00	4.96	yes	
Haiti	1.50	5.70	1.50	8.70	no	2.00
Honduras	1.00	9.13	1.00	11.13	no	2.00
India	47.24	34.02	4.36	85.61	no	11.13
Indonesia	12.04	64.59	2.25	78.88	no	10.25
Iran (Islamic Republic of)	4.85	3.17	2.87	10.89	no	2.00
Iraq	3.55	2.00	3.13	8.69	no	2.00
Jamaica	1.00	4.12	1.84	6.96	yes	
Jordan	1.18	2.00	3.45	6.63	yes	
Kazakhstan	7.19	3.24	6.27	16.70	no	2.17
Kenya	1.66	9.61	4.71	15.98	no	2.08
Kiribati	1.50	3.14	1.50	6.14	yes	
Kyrgyzstan	1.02	2.00	2.70	5.71	yes	
Lao People's Democratic Republic	1.50	5.07	1.50	8.07	no	2.00
Lebanon	1.00	2.00	2.50	5.50	yes	
Lesotho	1.50	3.00	1.50	6.00	yes	
Liberia	1.50	3.13	1.50	6.13	yes	
Libya	1.78	2.00	1.11	4.89	yes	
Madagascar	1.50	33.79	3.16	38.45	no	5.00
Malawi	1.50	3.16	1.60	6.27	yes	
Malaysia	5.77	15.18	1.00	21.95	no	2.85
Maldives	1.00	2.44	1.00	4.44	yes	
Mali	1.50	3.00	5.84	10.34	no	2.00
Marshall Islands	1.00	3.31	1.00	5.31	yes	
Mauritania	1.50	3.00	2.93	7.43	no	2.00
Mauritius	1.00	4.24	1.00	6.24	yes	
Mexico	13.46	47.04	4.04	64.54	no	8.39
Micronesia (Federated States of)	1.00	4.46	1.00	6.46	yes	
Mongolia	2.35	3.39	3.34	9.09	no	2.00
Montenegro	1.00	2.00	1.00	4.00	yes	

Country	Climate change	Biodiversity	Land degradation	Total	Fully flexible	Marginal adjustment ^{t148}
Morocco	2.49	3.48	4.44	10.41	no	2.00
Mozambique	2.08	10.84	4.47	17.39	no	2.26
Myanmar	4.26	9.84	1.50	15.59	no	2.03
Namibia	1.00	6.25	6.62	13.88	no	2.00
Nauru	1.00	2.00	1.00	4.00	yes	
Nepal	1.50	3.75	1.77	7.03	no	2.00
Nicaragua	1.00	5.37	1.00	7.37	no	2.00
Niger	1.50	3.00	5.07	9.57	no	2.00
Nigeria	10.78	5.64	4.26	20.68	no	2.69
Niue	1.00	2.00	1.00	4.00	yes	
Pakistan	5.93	3.81	4.36	14.10	no	2.00
Palau	1.00	2.06	1.00	4.06	yes	
Panama	1.00	10.71	1.00	12.71	no	2.00
Papua New Guinea	1.00	17.31	1.00	19.31	no	2.51
Paraguay	1.00	2.48	2.88	6.36	yes	
Peru	3.06	29.17	2.57	34.80	no	4.52
Philippines	4.28	32.86	1.11	38.25	no	4.97
Republic of Moldova	1.00	2.00	5.28	8.28	no	2.00
Russian Federation	39.86	13.46	6.68	60.00	no	7.80
Rwanda	1.50	3.00	1.50	6.00	yes	
Saint Kitts and Nevis	1.00	2.00	1.00	4.00	yes	
Saint Lucia	1.00	2.00	1.00	4.00	yes	
Saint Vincent and the Grenadines	1.00	2.00	1.00	4.00	yes	
Samoa	1.00	2.00	1.00	4.00	yes	
Sao Tome and Principe	1.50	3.38	3.41	8.28	no	2.00
Senegal	1.50	4.45	5.19	11.14	no	2.00
Serbia	1.47	2.00	1.00	4.47	yes	
Seychelles	1.00	4.59	1.00	6.59	yes	
Sierra Leone	1.50	3.00	1.50	6.00	yes	
Solomon Islands	1.50	7.31	1.50	10.31	no	2.00
Somalia	1.68	7.31	4.70	13.69	no	2.00

Country	Climate change	Biodiversity	Land degradation	Total	Fully flexible	Marginal adjustment ^{t148}
South Africa	10.15	23.83	4.12	38.11	no	4.95
South Sudan	1.50	3.00	1.50	6.00	yes	
Sri Lanka	1.00	8.15	1.70	10.85	no	2.00
Sudan	1.50	3.00	2.87	7.37	no	2.00
Suriname	1.00	2.00	1.00	4.00	yes	
Swaziland (Eswatini)	1.00	2.00	2.67	5.67	yes	
Syrian Arab Republic	1.15	2.00	3.10	6.24	yes	
Tajikistan	1.00	2.00	2.73	5.73	yes	
Thailand	7.36	9.60	1.61	18.56	no	2.41
The former Yugoslav Republic of Macedonia (North Macedonia)	1.00	2.00	2.18	5.18	yes	
Timor-Leste	1.50	3.00	1.50	6.00	yes	
Togo	1.50	3.00	2.73	7.23	no	2.00
Tonga	1.00	2.89	1.00	4.89	yes	
Trinidad and Tobago	1.05	2.07	1.16	4.27	yes	
Tunisia	1.29	2.00	4.32	7.61	no	2.00
Turkey	7.25	4.53	3.59	15.37	no	2.00
Turkmenistan	2.37	2.00	3.15	7.52	no	2.00
Tuvalu	1.50	3.00	1.50	6.00	yes	
Uganda	1.50	3.84	2.39	7.74	no	2.00
Ukraine	10.01	2.00	3.39	15.39	no	2.00
United Republic of Tanzania	1.79	16.79	5.42	24.00	no	3.12
Uruguay	1.00	2.54	1.00	4.54	yes	
Uzbekistan	10.94	2.00	5.34	18.28	no	2.38
Vanuatu	1.50	3.91	1.50	6.91	yes	
Venezuela (Bolivarian Republic of)	3.76	15.05	1.00	19.82	no	2.58
Viet Nam	3.62	13.00	1.39	18.01	no	2.34
Yemen	1.50	5.64	2.19	9.33	no	2.00
Zambia	3.32	5.08	2.41	10.81	no	2.00
Zimbabwe	1.32	3.53	4.40	9.25	no	2.00

ANNEX 2: LIST OF FY21 PROJECTS AND PROGRAMS UNDER THE GEF TRUST FUND

1. List of FY21 Climate Change Mitigation Projects

Table A2.1: FY21 Climate Change Mitigation Projects and Programs

GEF ID	Country	Agency	Title	Type ^a	Total GEF (\$ million) ^b	Co-financing (\$ million)	Total (\$ million)
Stand-alone projects and programs							
10380	Myanmar	UNEP	<i>Strengthening Myanmar's Institutional and Technical Capacities to Comply with the Enhanced Transparency Framework of the Paris Agreement</i>	Mixed	1.6	0.0	1.6
10427	Bahamas	UNEP	<i>Building the Bahamas Capacity in Transparency for Climate Change Mitigation and Adaptation</i>	Mixed	1.5	0.3	1.8
10428	Mauritania	UNEP	<i>Strengthening Mauritania's National Capacity for Transparency and Ambitious Climate Reporting</i>	Mixed	1.2	0.2	1.4
10429	Zimbabwe	UNEP	<i>Strengthening the Capacity of Institutions in Zimbabwe to Conform to the Transparency Requirements of the Paris Agreement</i>	Mixed	1.3	0.4	1.7
10446	Cameroon	UNEP	<i>Capacity-building for Transparency in NDC Implementation in Cameroon</i>	Mixed	1.7	0.3	2.1
10479	Sudan	UNDP	<i>Sudan's Capacity Building Initiative for Transparency Project</i>	Mixed	1.4	0.4	1.8
10485	The Gambia	CI	<i>Strengthening Capacity of Institutions in The Gambia to Meet Transparency Requirements of the Paris Agreement</i>	Mixed	1.2	0.1	1.3
10596	Trinidad and Tobago	UNEP	<i>Strengthening Trinidad and Tobago's Capacity in Transparency for Climate Change Mitigation and Adaptation</i>	Mixed	1.2	0.2	1.4
10667	Regional	AfDB	<i>COVID-19 Off-Grid Recovery Platform</i>	RE	14.2	77.0	91.2
10669	Bhutan	FAO	<i>Strengthening Institutional and Technical Capacities for Enhanced Transparency in Implementation and Monitoring of Bhutan's Nationally Determined Contribution</i>	Mixed	1.9	1.9	3.8
10681	Thailand	UNIDO	<i>Accelerating the Adoption and Life-cycle Solutions to Electric Mobility in Thailand</i>	TU	3.2	19.7	22.9
10715	Senegal	UNIDO	<i>Promoting Cleantech Innovation for Climate Action in Senegal</i>	TT	2.6	12.0	14.6
10720	Pakistan	UNDP	<i>Combating Climate Change through the Promotion and Application of Sustainable Biomass Energy Technologies in Pakistan (PASBET)</i>	Mixed	3.8	24.1	27.9
10722	China	UNDP	<i>Facilitating Cleaner and Energy Efficient Phosphate Chemicals Industry in China (PhosChemEE)</i>	EE	10.2	93.4	103.7
10734	Democratic Republic of the Congo	FAO	<i>Strengthening Capacities in the Agriculture, Forestry and Other Land Use Sector of the Democratic Republic of the Congo to Enhance Transparency and Tracking of the Nationally Determined Contribution under the Paris Agreement.</i>	Mixed	2.1	0.1	2.2
10739	Malaysia	UNIDO	<i>Accelerating the Adoption and Scale-up of Climate-smart Transport in Malaysia</i>	TU	2.0	16.2	18.2
10766	Global	World Bank	<i>IFC-GEF Hotel Green Revitalization Program (HGRP)</i>	EE	10.0	802.5	812.5
10770	China	World Bank	<i>China Energy Transition towards Carbon Neutrality</i>	RE	19.0	352.0	371.0
10788	Tuvalu	ADB	<i>Tuvalu: Increasing Access to Renewable Energy Project (IAREP) (Catalyzing Tuvalu's Energy towards 100% Renewables with Innovative Technologies and Institutional Capacity Building)</i>	RE	2.8	15.5	18.3
10790	China	World Bank	<i>Pathways for Decarbonizing Transport towards Carbon Neutrality in China</i>	TU	11.0	110.0	121.0

GEF ID	Country	Agency	Title	Type ^a	Total GEF (\$ million) ^b	Co-financing (\$ million)	Total (\$ million)
10804	Regional (Benin, Chad, Mali, Mauritania, Niger, Sao Tome and Principe, Zambia)	UNDP/AfDB	<i>GEF-7 Africa Minigrids Program</i>	RE	8.8	143.0	151.8
Stand-alone projects and programs Subtotal					104.2	1,669.3	1,773.4
Multi-focal area projects and programs							
10425	Serbia	UNDP	<i>Reducing Community Carbon Footprint by a Circular Economy Approach in the Republic of Serbia</i>	EE	1.9	14.2	16.1
10643	Georgia	UNEP	<i>Low-carbon Solutions through Nature-based Urban Development for Kutaisi City</i>	TU	1.2	12.7	13.9
10655	Global	UNDP	<i>GEF SGP 7th Operational Phase - Strategic Implementation using STAR Resources mainly in LDCs and SIDS (Part 3)</i>	SGP	45.0	45.0	89.9
10658	Global	CI	<i>Transforming the Fashion Sector to Drive Positive Outcomes for Biodiversity, Climate and Oceans</i>	Mixed	2.2	4.8	7.0
10670	Cuba	UNDP	<i>Mainstreaming Biodiversity Conservation and Climate Change Mitigation in Sustainable Tourism Development in Cuba</i>	Mixed	3.9	30.9	34.8
10726	Global	World Bank/FAO	<i>Food Systems, Land Use and Restoration (FOLUR) Impact Program - Addendum III</i>	AFOLU	10.8	65.0	75.8
10765	Global	CI	<i>Scaling Up CRAFT: Mobilizing Private Capital to Mitigate Climate Change and Reduce Land Degradation through Resilience Investments</i>	TT	4.5	41.0	45.5
10796	Egypt	UNIDO	<i>Greening Hurghada</i>	Mixed	4.4	22.0	26.4
Multi-focal area projects and programs Subtotal					74.1	235.5	309.6

^a AFOLU: agriculture, forestry and other land uses, EE: energy efficiency, Mixed: includes mixed objectives and CBIT projects, RE: renewable energy, SGP: Small Grants Program, TU: sustainable transport and urban systems, TT: demonstration, deployment and transfer of innovative LCTs

^b Including PPGs and Agency fees.

2. List of FY21 Enabling Activity Projects

Table A2.2: FY21 Enabling Activity Projects

GEF ID	Country	Agency	Title	GEF amount ^a (\$ million)	Co-financing (\$ million)	Total (\$ million)
10495	Mali	UNDP	<i>Mali's Fourth National Communication within the Framework of the United Nations Framework Convention on Climate Change</i>	0.5	0.4	0.9
10509	South Africa	UNEP	<i>Preparation of South Africa's Fourth National Communication and Fifth Biennial Update Report under the United Nations Framework Convention on Climate Change (UNFCCC)</i>	0.9	0.1	1.0
10590	Tunisia	UNDP	<i>Preparation of the Fourth National Communication for the Implementation of the United Nations Framework Convention on Climate Change and the Third Biennial Updated Report of the Republic of Tunisia</i>	0.9	0.4	1.3
10707	China	UNDP	<i>Enabling China to Prepare its Fourth National Communication and Biennial Update Reports on Climate Change</i>	5.0	1.5	6.5
10781	Global	UNEP	<i>Umbrella Programme for Preparation of Biennial Transparency Reports (BTRs) and National Communications (NCs) to the UN Framework Convention on Climate Change (UNFCCC)</i>	4.5	0.4	4.9
10795	Nigeria	UNDP	<i>Enabling the Federal Republic of Nigeria to Prepare its Fourth National Communication (4NC) to the UNFCCC</i>	2.6	0.7	3.3
10801	Brazil	UNDP	<i>Fifth National Communication, Biennial Update Report and Biennial Transparency Reports to the United Nations Framework Convention on Climate Change (UNFCCC)</i>	8.2	52.5	60.7
Enabling activities Subtotal				22.7	55.9	78.7

^a GEF amount includes GEF project financing and Agency fees (there are no PPGs for EAs).

3. Summaries of Climate Change Mitigation Stand-alone Projects and Programs Approved in FY21

Myanmar: Strengthening Myanmar's Institutional and Technical Capacities to Comply with the Enhanced Transparency Framework of the Paris Agreement (GEF ID: 10380, UNEP, GEFTF: \$1.6 million, Total cost: \$1.6 million). Myanmar, an LDC, has made a firm commitment to a green growth model, transitioning away from a carbon-intensive pathway. Its NDC outlines CCM actions it may undertake in line with its sustainable development needs that are conditional on availability of international support. Myanmar has not institutionalized a GHGI system and preparation of GHGIs is conducted as a separate process for each report to the UNFCCC. Limited technical capacity and experience exist to track and report on NDC progress. This CBIT project will be the first to specifically provide support to the design of a national transparency system for domestic and international reporting. It aims to establish long-term institutional arrangements, processes and tools to enable Myanmar to meet its reporting obligations under the Paris Agreement. Through this project, Myanmar will establish a system that will effectively track not only progress on CCM but also the climate finance it has received. A key component is to build capacity within the relevant ministries and agencies to strengthen the ongoing reporting processes within the country.

Bahamas: Building the Bahamas Capacity in Transparency for Climate Change Mitigation and Adaptation (GEF ID: 10427, UNEP, GEFTF: \$1.5 million, Total cost: \$1.8 million). The Bahamas, a SIDS and a low-lying, coastal nation, is highly vulnerable to the impacts of climate change. As a service-based economy, it is primarily fossil-fuel dependent, and lack of natural resources and limited adaptive capacity further increase the country's vulnerability to climate change. In its NDC, the Bahamas states a goal of a 30 percent economy-wide reduction below business-as-usual in 2030, and in the field of CCA, it focuses on actions in the agriculture, livestock and fisheries; tourism; health and wellbeing; human settlement; and water resources sectors. To enable the country to comply with the requirements of the ETF, this project will aim to strengthen the institutional arrangements, specifically the National Climate Change Committee's (NCCC) role in GHGIs and NDC tracking. Specifically, the project aims to design data management systems that are climate-resilient and able to withstand hurricane damages. To help build capacities within the Bahamas on transparency, this project will develop and test tools and protocols on GHGIs and improve data and processes related to transportation fuel use and land use and land-use change sectors. By establishing a close collaboration between the NCCC and a local academic institution, training on key matters, such as the IPCC 2006 guidelines, will be developed. To enable the Bahamas to track their NDCs, the project will design and operationalize a domestic transparency system, including MRV and monitoring and evaluation components and undertake peer-exchange activities.

Mauritania: Strengthening Mauritania's National Capacity for Transparency and Ambitious Climate Reporting (GEF ID: 10428, UNEP, GEFTF: \$1.2 million, Total cost: \$1.4 million). Mauritania is one of the Sahelian countries most affected by successive droughts. Based on current climate scenarios, Mauritania is likely to experience high socio-economic and ecological exposure to climate change, given that the noticeable effects of climate change already have an exacerbating impact on the precarious physical environment and the general socio-economic conditions. The country has undertaken a wide range of activities to ensure an effective implementation of the Convention with regard to transparency, including four NCs, four GHGIs, the first BUR - the first that was submitted by a LDC - and the second BUR is under preparation. In spite of the significant efforts made by Mauritania to implement the Convention and adhere to its transparency requirements,

the ETF poses additional challenges and the country does not yet have the needed capacities to monitor, report and verify CCM and CCA actions and policies and corresponding finance and sustainable development contributions in a structured and institutionalized manner, with robust domestic and regulatory processes. The reporting process remains ad hoc and partly dependent on external financial support. Apart from enabling Mauritania to improve its MRV system, the project will also include the establishment of an online centralized climate change data hub that will enable Mauritania to properly monitor and regularly assess the effectiveness and impacts of its climate change policies.

Zimbabwe: Strengthening the Capacity of Institutions in Zimbabwe to Conform to the Transparency Requirements of the Paris Agreement (GEF ID: 10429, UNEP, GEFTF: \$1.3 million, Total cost: \$1.7 million). Almost 50 percent of Zimbabwe's GHG emissions are from the energy sector, followed by agriculture, at slightly above 40 percent. Emissions from the agriculture sector are projected to increase due to growing food demand and prioritization of maize, meat and dairy production. Zimbabwe, in its NDC, pledged an emission reduction target of 33 percent below the projected business-as-usual energy emissions per capita by 2030, with a priority for the energy and agriculture sectors. To help Zimbabwe meet the transparency requirements under Article 13, this CBIT project aims to strengthen the institutional arrangements and legal framework for NDC tracking. The project will also develop and test tools and protocols for the GHGI, including providing training for the IPCC 2006 guidelines. Access to climate data will be provided through a national online climate transparency portal that will improve evidence-based climate planning. Climate data will be presented in an easily understandable way, thus leading to more awareness of climate change at different levels of the society. To incorporate climate analysis into decision making, customized models and scenarios will be elaborated, and relevant personnel will be provided with adequate training.

Cameroon: Capacity-building for Transparency in NDC Implementation in Cameroon (GEF ID: 10446, UNEP, GEFTF: \$1.7 million, Total Cost: \$2.1 million). Cameroon is extremely vulnerable to climate change, especially in its northern region, with the cost of inaction estimated at between 5 to 20 percent of its Gross Domestic Product. This can have a significant adverse impact on its economic development. To address climate change, Cameroon announced its NDC - a 32 percent emission reduction target compared to the business-as-usual projection by 2035, of which 21 percent is conditional upon international financing and eleven percent is not. Cameroon faces several challenges in meeting the requirements of the ETF. There is insufficient commitment of technical institutions to the process of implementing the obligations of the Convention; lack of data collection, storage and archiving systems; absence of a framework and reliable methodologies for GHGIs; and low integration of climate change-related matters into the decision-making processes. Cameroon recently established its GHGI system that lays the foundation for meeting ETF requirements. The CBIT project will assist Cameroon in strengthening its capacity to collect and process climate change data into useful information for policy making and reporting to the UNFCCC. Specifically, it will enhance institutional effectiveness by establishing arrangements among various entities for data sharing and propose institutional arrangements to conduct research on climate transparency tools. To build the capacity of national institutions for preparing GHGIs, the project will work with stakeholders in five agro-ecological zones to develop tools, templates, protocols and guidelines. To track NDC progress, an online platform for data exchange will be set up; and monitoring indicators and tools, guidelines and protocols will be elaborated. The project will undertake peer exchanges for the elaboration of climate projections and CCM and CCA scenarios, including a training program, and a laboratory for promoting research on climate transparency will be established.

Sudan: *Sudan's Capacity Building Initiative for Transparency Project* (GEF ID: 10479, UNDP, GEFTF: \$1.4 million, Total cost: \$1.8 million). Sudan, an LDC, has negligible GHG emissions but is severely impacted by climate change due to the low social and economic development and adaptive capacity constraints. More than 65 percent of its population lives in rural areas and depends directly on resources sensitive to climate change. According to its NDC, Sudan intends to pursue a low-carbon and climate-resilient development strategy and implement CCM actions in the energy, forestry and waste sectors, in line with its national development priorities, objectives and circumstances. CCA remains an overriding priority for the country and the NDC focuses on a sector and state-level based approach to reduce vulnerability. The sectors include water, agriculture (both livestock and crop production systems), coastal zones and human health. In the context of transparency, a lack of permanent institutional arrangements and technical capacities for NDC tracking hinder Sudan's ability to meet its transparency obligations under the Paris Agreement. This CBIT project will address these by improving legal and procedural arrangements for Sudan's MRV system, strengthen the role of existing institutions and boost inter-institutional coordination mechanisms. Training programs, tools and approaches will be developed to meet the transparency requirements, and an information-sharing and awareness-building program on transparency issues for key stakeholders will be established. Additionally, the project aims to develop a long-term strategy for NDC tracking.

The Gambia: *Strengthening Capacity of Institutions in The Gambia to Meet Transparency Requirements of the Paris Agreement* (GEF ID: 10485, CI, GEFTF: \$1.2 million, Total cost: \$1.3 million). As an LDC with high levels of poverty and economic dependence on climate-sensitive sectors, The Gambia remains highly vulnerable to the impacts of climate change. The Gambia submitted its NDC in 2016, which included unconditional CCM reductions in the afforestation and renewable energy sectors, conditional reductions in the agriculture, energy, transport and waste sectors, and prioritized CCA. Currently, The Gambia does not have a GHGI and has limited capacities for GHG data collection, management and reporting. This CBIT project aims to deliver functional, well-coordinated inter-sectoral institutional arrangements to strengthen coordination for GHG data collection, processing and sharing and ensure effective tracking and monitoring of GHG emissions and carbon trajectories. A key element of the project is to train personnel to strengthen the preparation of the GHGI and establish an integrated knowledge-management platform for sharing transparency-related information. The platform will be instrumental in creating awareness of the need for transparency, building understanding of the NDC progress and highlighting the support needed and received.

Trinidad and Tobago: *Strengthening Trinidad and Tobago's Capacity in Transparency for Climate Change Mitigation and Adaptation* (GEF ID: 10596, UNEP, GEFTF: \$1.2 million, Total cost: \$1.4 million). In its NDC, Trinidad and Tobago committed to achieving an overall reduction of 15 percent from business-as-usual in cumulative emissions from the power generation, transport and industry sectors by 2030, conditional on international financing, and unconditionally (through domestic financing) reducing its public transportation emissions by 30 percent compared to 2013 levels by 2030. Trinidad and Tobago, a SIDS, has made significant efforts in designing and implementing an MRV system for meeting the reporting requirements related to GHGIs and tracking CCM actions and support and has an advanced MRV system. However, the country continues to face challenges that restrict its ability to fully develop and implement a robust and ambitious transparency framework. These include: lack of legal arrangements for systematic data collection for CCA communication; discrepancies between currently collected data and what is required in the context of the ETF; limited technical capacities in terms of tools, digital platforms,

methods and systems required for data collection and management; and lack of technical capacities for the integration of climate projections into micro-level decision making. Through the activities to be implemented by the CBIT project, Trinidad and Tobago will bridge the gap between existing legislation and what is required for a holistic system compatible with BTRs, focusing on the CCA communication, and will provide technical support, training and tools needed for transitioning to the BTR. The project will also build capacity to use generated information and integrate it into climate scenario building and, in turn, into decision-making processes. The CBIT project will enable Trinidad and Tobago to build on the existing MRV system to develop and implement an ETF that will be compliant with the Paris Agreement and serve as an example for other Caribbean countries and SIDS.

Regional: *COVID-19 Off-Grid Recovery Platform* (NGI) (GEF ID 10667, AfDB, GEFTF: \$14,3 million, Total cost: \$91,3 million). Energy access companies in Africa are facing unprecedented challenges as a result of the COVID-19 pandemic. It has caused supply chain disruptions mostly for off-grid systems, decreased energy access companies' ability to generate revenues and created an overall tightening of lending conditions. This project will establish an innovative financing mechanism aimed at quickly deploying funds for energy access companies into their off-grid operations, with a view of addressing the financial distress and short- and medium-term lack of liquidity they have faced as a result of the pandemic. The CRP will blend and co-invest resources from donor funds and private sector investment funds operating in Africa to offer affordable debt financing to energy access companies. To ensure a quick deployment of resources, the platform will leverage the commercial outreach and existing market knowledge of several competitively selected partner funds. The co-investment arrangements will be executed in pari-passu and proportional terms to best align interests among investors. This public-private partnership structure is expected to increase volume and speed of the provision of financial recovery resources and to extend finance to at least 45 energy companies, installing an additional 47 MW of clean energy capacity and providing new or continued energy access services to 2.5 million people. The project is expected to result in 2.5 Mt CO₂ GHG emission reductions.

Bhutan: *Strengthening Institutional and Technical Capacities for Enhanced Transparency in Implementing and Monitoring of Bhutan's Nationally Determined Contribution (NDC)* (GEF ID: 10669, FAO, GEFTF: \$1.9 million, Total cost: \$3.8 million). Bhutan, an LDC and a landlocked country, is highly vulnerable to the adverse impacts of climate change with increasing threats from climate hazards such as flash floods, glacial lake outburst floods, windstorms, forest fires and landslides. Its fragile mountainous environment, a population that is highly dependent on agriculture and the significant role of hydropower for economic development increase its vulnerability. From a CCM perspective, Bhutan has been a net sink for GHG due to its significant forest cover and low level of economic activities. The AFOLU sector is the highest GHG emitting sector. Bhutan has significant offset potential through the export of electricity from clean hydropower projects. The first NDC reiterated the country's commitment to remain carbon neutral with respect to its pledges made at the COP 15. The CBIT project will address key barriers related to transparency, specifically the support to enhancing institutional frameworks, knowledge and capacities for the preparation, reporting and use of transparency information; establish a system to monitor and report on NDC CCM targets; and strengthen the capacity to monitor and report on NDC CCA actions. The project will help establish a comprehensive coordination mechanism and capacity development with regard to ETF reporting and will help facilitate investment in dedicated knowledge management and information systems for more effective management and reporting of data and information. The project plans to use innovative tools for estimating GHG emissions, such as FAO's Global Livestock Environment Assessment Model

(GLEAM), which enables countries to establish baselines and assess the impacts of different CCM and CCA scenarios in the livestock sector at local and national levels.

Thailand: *Accelerating the Adoption and Life-Cycle Solutions to Electric Mobility in Thailand* (GEF ID: 10681, UNIDO, GEFTF: \$3.2 million, Total cost: \$22.9 million). This project aims to mitigate GHG emissions from the transportation sector by addressing barriers to the adoption and scale-up of electric mobility in Thailand through enhancing policy and institutional framework and carrying out technology demonstrations in Thailand's Eastern Economic Corridor (EEC). According to 2013 data, 74 percent of the total GHG emissions in Thailand came from the energy sector, of which energy use in the transportation sector accounted for around 26 percent. This project will support national priorities as identified in the NDC Roadmap on Mitigation 2021-2030, which included GHG reduction measures in the energy and transportation sectors as one of three key areas of action, as well as the Government's Master Plan for Sustainable Transport System and Mitigation of Climate Change Impacts. Despite its CCM potential and strong Government support, significant challenges remain for the wider adoption and scale-up of electric mobility. This project will improve national policy and institutional frameworks for both the demand and supply sides and address lifecycle problems of electric mobility and sustainable use of batteries. It will include pilot demonstrations of the use of electric vehicles and charging infrastructure integrated with renewable energy systems and aim to enhance the business sector ecosystem for electric vehicle entrepreneurship within the EEC and in the entire country. The project aims to mitigate a total of 2.1 Mt CO₂ eq of GHG emissions over ten years.

Senegal: *Promoting Cleantech Innovation for Climate Action in Senegal* (GEF ID: 10715, UNIDO, GEFTF: \$2.6 million, Total cost: \$14.6 million). Senegal has experienced a rapid economic growth, amongst the highest in Africa, with a 6 percent annual growth between 2014 and 2018. As a consequence, GHG emissions are also increasing. SMEs are the key driver of economic growth, making up for 90 percent of local businesses. Innovative SMEs can also contribute to reducing harmful emissions and other environmental impacts. However, especially in the clean technology sector, SMEs still face barriers, including limited technical and business capacity, a weak and disjointed clean technology innovation ecosystem and policy framework and limited access to finance for incubation, acceleration and upscaling. This project seeks to support Senegal to strengthen and connect the cleantech entrepreneurship ecosystem by identifying and nurturing early-stage cleantech innovations into fast-growing, scalable and investable enterprises; strengthening the capacities of national institutions and other ecosystem players and connecting them; and supporting national policy makers to strengthen the policy framework to support cleantech SMEs. In addition, by connecting with the GEF-funded Global Cleantech Innovation Program, the project will enable Senegalese cleantech SMEs to connect with cleantech ecosystem actors, financiers and markets both regionally in the context of the Economic Community of West African States (ECOWAS) and globally. The project is expected to result in 1.5 Mt CO₂ eq in direct emission reductions.

Pakistan: *Combating Climate Change Through the Promotion and Application of Sustainable Biomass Energy Technologies in Pakistan (PASBET)* (GEF ID: 10720, UNDP, GEFTF: \$3.8 million, Total cost: \$27.9 million). The objective of the project is to mitigate CO₂ emissions from the rural sector in Pakistan by widely deploying sustainable biomass energy technologies. The objective will be achieved by implementing numerous tasks within four components: (i) establishing policy and regulatory framework for sustainable wood biomass energy production and utilization; (ii) promoting biomass energy production and energy-efficient utilization technologies; (iii) supporting financial requirements for biomass energy technology initiatives; and (iv) enhancing capacity

building, knowledge management and gender mainstreaming in biomass energy utilization. More than a third of GEF resources will be used in tangible investment to display innovative business model and effective biomass energy technologies in four provinces of Pakistan. This project will demonstrate innovation, sustainability and upscaling by including mobilizing capital investment from private and independent power producers. The project aims at mitigating 3.1 Mt CO₂ eq in its operation lifetime.

China: Facilitating Cleaner and Energy Efficient Phosphate Chemicals Industry in China (PhosChemEE) (GEF ID: 10722, UNDP, GEFTF: \$10.2 million, Total cost: \$103.7 million). The objective of the project is to enable extensive application of low-carbon and energy-efficient technologies in the phosphate mining industry and phosphate chemical industry in China. This will be achieved by delivering numerous outputs within three project components: (i) green and low-carbon development and operation of phosphate mines; (ii) green and low-carbon design and operation of phosphate chemical production facilities; and (iii) green and low-carbon design and operation of waste management systems in the phosphate chemical industry. The GEF will provide \$6.3 million or 67 percent of the total budget for three tangible investments to display energy-efficient technologies and production processes in phosphate mining and phosphate chemicals industry. This project will demonstrate innovation, sustainability and upscaling in various ways, including by: (i) mainstreaming low and zero-carbon production policy in phosphate mining and production industry in line with China's 2060 zero-carbon economy goal; (ii) integrating two Chinese ministries (Ministry of Natural Resources and Ministry of Industry and Information Technology) to work together to transform China's phosphate mining and production from a high-carbon system to a low or zero-carbon system; and (iii) mobilizing co-financing from private companies and national and provincial governments.

Democratic Republic of the Congo: Strengthening Capacities in the Agriculture, Forestry and Other Land Use Sector of the Democratic Republic of the Congo to Enhance Transparency and Tracking of the Nationally Determined Contribution under the Paris Agreement (GEF ID: 10734, FAO, GEFTF: \$2.1 million, Total cost: \$2.2 million). The Democratic Republic of the Congo, located in the center of Africa, has a great part of its territory shaped by the Congo River Basin and an important part covered by a large tropical rainforest. With high poverty rates (more than 70 percent), it is not a significant contributor to global GHG emissions - on the contrary, its important forest resources are a large CO₂ sink. Several gaps in, and challenges for, the implementation of the ETF of the Paris Agreement exist, including low institutional technical knowledge of methodologies and tools; insufficiency of reliable climate data and standardized and systematic processes for data collection; weak technical, institutional and legal capacities to support the development of horizontal integration of the CCA dimension at national, regional and local levels; weak institutional structures; and lack of finance to support the implementation of CCA initiatives. The CBIT project will focus on the AFOLU sector and aims to strengthen the institutional and technical capacities of the country; enhance data collection, processing and analysis to improve transparency in the reporting of emissions and removals and monitoring of progress of CCM and CCA actions in the AFOLU sector; and build national technical knowledge and capacities related to tracking of NDCs in the AFOLU sector.

Malaysia: Accelerating the Adoption and Scale-up of Climate-smart Transport in Malaysia (GEF ID: 10739, UNIDO, GEFTF: \$2.0 million, Total cost: \$18.2 million). The transportation sector is the second fastest growing sector in Malaysia and the second largest GHG emitting sector, accounting for 20 percent of the country's total GHG emissions. The relatively affordable price of gasoline in Malaysia provides little economic incentives for consumers to shift to electric vehicles, which

currently account for less than one percent of vehicle sales. To meet its targets and move towards a low-carbon future, Malaysia will need to address emissions from the transportation sector. While there have been some encouraging signs of growth in electric mobility and charging infrastructure, barriers in policy, regulation and technical challenges to the scale-up of electric vehicles remain, specifically with respect to ensuring charging infrastructure is supported by sustainable energy, enabling the electrification of public transport and freight, the sustainable use of batteries and supporting a national ecosystem for electric vehicle manufacturing and value chain development. The objective of the project is to enhance the ecosystem for accelerated adoption of electric vehicles and support the implementation of national policy promoting reductions in transport related GHG emissions. The project will reduce GHG emissions from the transport sector in Malaysia through the scale-up of various types of electric vehicles to reduce the GHG impact per vehicle. The GEF financing will be critical in unlocking significant co-financing from the private sector actors, such as automobile manufacturers and, at the same time, assisting the public sector in planning their investments and evaluating their impacts and policies in the sector. The project will result in total direct emission reductions of 2.1 Mt CO₂.

Global: *IFC-GEF Hotel Green Revitalization Program (HGRP)* (NGI) (GEF ID: 10766, World Bank, GEFTF: \$10.0 million, Total cost: \$812.5 million). This Program will provide a de-risking mechanism that will support the SME hotel industry 'build back greener', while also providing a vital rapid access to finance for a sector that has been devastated by the economic consequences of the pandemic. Necessary upgrades for SME hotels present a unique opportunity to pair a counter-cyclical COVID-19 pandemic response solution with financing immediate and planned energy efficiency investments. The program will create a risk mitigation structure that will enable immediate access to finance in local currency to SME hotels pursuing green retrofits. The program will also include a technical assistance component solely funded by the Agency. The Program is designed to achieve scale during its implementation since it expects to reach 760 SME hotels through 60 financial institutions across 30 countries, including several SIDS, offsetting over 1.8 Mt CO₂ eq.

China: *China Energy Transition Towards Carbon Neutrality* (GEF ID: 10770, World Bank, GEFTF: \$19.0 million, Total cost: \$371.0 million). China is the largest energy consumer in the world and coal accounts for the largest share in the mix of its primary energy consumption. China suffers from severe air pollution due to heavy reliance on coal use for energy, making some Chinese cities among the world's most polluted. Particle matter and other pollutants from coal combustion take a high toll in terms of deaths, morbidity and associated economic costs. The power sector plays a decisive role in decarbonizing the whole energy sector and it is the front runner to achieve carbon neutrality much earlier than the national carbon neutrality goal. In line with the global trend of increasing electrification in all industries, a growing number of sectors (e.g. transport, manufacturing, buildings) have been switching steadily from burning fossil fuels to using electricity. Although China has made a substantial progress in fast upscaling of its renewable energy capacity, increasing the share of renewable energy in its total energy mix and dramatically driving down its cost, more ambitious renewable energy targets are needed. Enabling legal and policy environments are required to remove the market barriers and continuously improve the integration of renewable energy into power systems. Pilots of innovative applications of emerging technologies could provide additional solutions to address the technical challenges of large-scale renewable energy integration, like battery storage and green hydrogen, and these applications could have a large replication potential in China and globally. The objective of the project is to accelerate energy transition towards carbon neutrality in the power sector by supporting the

development of policies at national level and piloting implementation in selected provinces. The project will contribute to removing the key barriers to renewable energy integration and reducing the share of coal power in power systems that are hindering the energy transition in China.

Tuvalu: Increasing Access to Renewable Energy Project, IAREP (Catalyzing Tuvalu's Energy towards 100 percent Renewables with Innovative Technologies and Institutional Capacity Building) (GEF ID: 10788, ADB, GEFTF: \$2.8 million, Total cost: \$18.3 million). One of the many constraints to Tuvalu's development is its high dependency on imported energy resources. Tuvalu has no conventional energy resources and is heavily reliant on imported oil fuel for transport, electricity generation and household use. This has a destabilizing impact on macro- and micro-economy. Within the energy sector, emissions from electricity generation account to 41 percent and the transport sector to 40 percent of the total GHG emissions. At the national level, the demand for electricity is growing rapidly and electricity costs are high, even for the Pacific region. The current dependence on fossil fuel creates several long-term challenges to socio-economic development on Tuvalu such as: (i) undermining energy security; (ii) high electricity costs and volatility; (iii) local pollution generated from the use of diesel; and (iv) inability to meet commitments to the UNFCCC to reduce or eliminate GHG emissions. The project's objective is to help advance the deployment of renewable energy, specifically of solar photovoltaic systems, and reduction of GHG emissions. The project will also demonstrate the technical, financial and environmental feasibility of floating solar photovoltaics to overcome the land and rooftop space constraints and become the key solution in achieving the Government's ambitious renewable energy targets. In addition, the floating solar project will demonstrate integrated cross-sectoral solutions to provide additional co-benefits beyond clean electricity supply and GHG emission avoidance. The project will use a combination of demonstration, information and incentives to achieve the removal of existing barriers, such as shortage of land, requirement for high technological solutions, requirement for individual capacity, need for upfront financial investment, and the specific barriers faced by floating photovoltaics.

China: Pathways for Decarbonizing Transport towards Carbon Neutrality in China (GEF ID: 10790, World Bank, \$11.0 million, Total cost: \$121.0 million). Transport is a major contributing sector of GHG emissions in China and is growing at the highest rate among all sectors. The number of vehicles in China nearly doubled from 192 million in 2010 to 372 million in 2020, at an average annual rate of 6.8 percent. As at 2019, the transport sector accounts for about 11.2 percent of China's total carbon emissions, having increased at an average rate of 6.7 percent, and is identified by the Government as a key area to promote energy conservation and emission reductions. With rising income, continuing urbanization, soaring motorization and expanding infrastructure, both passenger and freight transport in China are expected to continue growing rapidly, making CCM in the sector extremely difficult. The project's objective is to enhance the national policy framework, establish national and sub-national roadmaps and pilot emerging technologies in selected provinces, in order to shift transport towards carbon neutrality. The project will support development of a national framework of policies and technical standards for decarbonizing transport, which will be implemented in a selected city cluster or metropolitan region. The project will also assist pilot localities to identify green mobility investments as part of their decarbonization pathway and to implement some innovative measures in pilot scales. In the long-term, by developing decarbonization pathways for selected diverse provinces, metropolitan regions and cities, the project will generate good practices and examples that can be scaled in many other similar localities, which in turn can help them decarbonize transport in the long run. The project will result in the reduction of 27.1 Mt CO₂ eq over the project lifetime.

Regional (Benin, Chad, Mali, Mauritania, Niger, Sao Tome and Principe, Zambia): *GEF-7 Africa Minigrids Program* (GEF ID: 10804, UNDP/AfDB, GEFTF: \$8.8 million, Total cost: \$151.8 million). This Program is the second round of seven national child projects that have expressed their interest to join the Africa Minigrids Program (AMP) after it was first approved in December 2019. Of these second-round countries, five will be joining the program with their available GEF resources and two will be self-funded projects. Additional resources have also been requested for the AMP regional child project to add a new component focused on mainstreaming the use of digital tools and solutions across national child projects and other national stakeholders with the objective of building knowledge of the potential for use of digital technologies to support minigrid planning, development and operation. The second-round child projects are expected to increase the Program's core indicator targets for mitigated GHG emissions by 6,2 million tCO₂ eq at the national and regional child project levels, and positively impact an additional 79,430 direct beneficiaries. The AMP will support African countries to increase energy access by focusing on reducing the cost and increasing the commercial viability of renewable energy minigrids for both residential and productive uses. Eight-hundred-and-forty million people worldwide - including over a half of the population of the African continent - have no access to electricity and to the improved income and savings that depend on electricity. Many millions more suffer from poor quality and unreliable grid-connected power, or expensive and carbon-intensive diesel generators. Furthermore, access to clean and reliable energy (SDG 7) is a fundamental enabler of the broader set of SDGs; electricity is an essential ingredient for lifting people out of poverty, improving health, boosting educational levels, reducing gender inequities, and enabling sustainable economic development. Renewable energy minigrids represent a viable solution for rural and peri-urban communities that are not expected to be reached by the electric grid in the near future. In most markets, however, clean energy minigrids are still unable to compete financially with diesel-based alternatives without appropriate incentives. The AMP will focus on minigrid cost-reduction - across hardware costs, soft costs and financing costs - and will promote innovative business models for minigrid deployment. The Program will support participating countries in achieving three main outcomes: (i) facilitating the establishment of a policy and regulatory environment conducive to minigrid penetration at national level; (ii) piloting of innovative business models and private sector engagement strategies, and (iii) designing suitable financing schemes to incentivize investments. A regional child project will provide programmatic coherence and oversee the knowledge management and monitoring functions at the Program level.

4. Summaries of Climate Change Mitigation Multi-Focal Area Projects and Programs Approved in FY21

Serbia: *Reducing Community Carbon Footprint by a Circular Economy Approach in the Republic of Serbia* (GEF ID: 10425, UNDP, GEFTF: \$1.9 million, Total cost: \$16.1 million). The project aims at reducing community carbon footprint by applying circular economy approach to at least five circular economy pilot/demonstration projects and business ideas. The project will open a new avenue for exploring the link between different circular economy initiatives and their impact in terms of reducing energy consumption and other resource use or by bringing a new type of renewable energy products into the market. New resource-efficient building materials and construction techniques, biofuel using former waste as feedstock, improved logistics and technologies for handling different circular economy material, impacting product value chain and other resource streams to reduce the energy and transport related GHG emissions can be mentioned as examples. The project will include several innovative elements both in Serbia's and the global context. It will support the transition from the current linear to a new circular economy-

based approach that improves resource and product efficiency, creates green jobs and significantly reduces harmful emissions, including GHGs. On the financing side, the project will explore new green funding schemes and provide a new platform for blended financing combining different financial sources from bilateral donors, the private sector and other international sources. Applying different incentive, risk-sharing and co-funding instruments in an innovative and flexible way with the support of such a platform still presents a novel approach to project financing in Serbia and will make the targeted circular economy investments and related business development more attractive also for the private sector. The innovation challenges combined with performance-based payments will be an elementary part of this initiative as a method for sourcing new project and business ideas as well as exploring the use of new financing modalities such as crowd-funding (with or without the performance-based payments) in financing circular economy investments.

Georgia: *Low-carbon Solutions through Nature-based Urban Development for Kutaisi City* (GEF ID: 10643, UNEP, GEFTF: \$1.2 million, Total cost: \$13.9 million). The objective of the project is to enable a transformative shift towards sustainable urban development within and outside of Kutaisi by strengthening planning and institutional frameworks, demonstrating and scaling up investment in integrated low-carbon electric solutions in transport and SLM practices. The project is aimed at delivering global climate change and land degradation benefits by facilitating a transformative shift towards integrated sustainable urban development in Kutaisi, the second-largest city in Georgia. It will do so through three inter-related components. Component 1 will strengthen planning and institutional framework for integrated sustainable urban development; Component 2 will demonstrate the feasibility and facilitate investment in low-emission electric public transport and SLM solutions; and Component 3 will develop capacities and create awareness among municipal stakeholders, the private sector and urban residents of low-carbon urban development. Parallely with the technical assistance package, there will be some limited funding available for specifically targeted investments under Component 2. The project is intended to develop plans and policies that will lead to new investment decisions that entail significant improvement of the transport management infrastructure in Kutaisi. The project will enable Georgia to mainstream environmental matters into its transport management infrastructure and assist the country in meeting its commitments to the UNFCCC through the reduction of GHG emissions as the project is expected to lead to the increased use of sustainable transport modes. The project will also support Georgia's national efforts for achieving land degradation neutrality (LDN) target.

Global: *GEF SGP 7th Operational Phase - Strategic Implementation using STAR Resources mainly in LDCs and SIDS (Part 3)* (GEF ID: 10655, UNDP, GEFTF: \$45.0 million, Total cost: \$89.9 million). The objective of the Program is to promote and support innovative and scalable initiatives and foster multi-stakeholder partnerships at the local level to tackle global environmental challenges in priority landscapes and seascapes. This will be achieved through small grants to CSOs and CBOs in 54 countries, among which 24 countries are LDCs and 14 countries are SIDS. The STAR funds for the Program will supplement the core grant allocation of the SGP (\$128 million) in 128 country programs. Moreover, at least four countries with allocated STAR resources are new countries (countries that are newly going to be part of the SGP), supporting the path towards "universal access" to the Program by eligible countries. Small grants will be targeted primarily towards local communities and CSOs, the poor and the vulnerable, to access appropriate level of funding as they develop their capacity, take measured risks in testing new methods and technologies, and innovate at the local level. The SGP will also support projects that will serve as incubators of

innovation, with the potential for broader replication of successful approaches through larger projects supported by the GEF and/or other partners. The SGP grantees and partners will act as an effective and important force to mobilize bottom-up, civil society movements for systemic change in promoting environmentally sound sustainable development at the national, regional and global levels.

Global: Transforming the Fashion Sector to Drive Positive Outcomes for Biodiversity, Climate and Oceans (GEF ID: 10658, CI, GEFTF: \$2.2 million, Total cost: \$7.0 million). Fashion - clothing, leather and footwear - is a booming industry that, prior to the COVID-19 pandemic, was estimated to generate \$1.5 trillion in 2020. UNEP reported in 2018 that the fashion industry produces 20 percent of global wastewater and 10 percent of global carbon emissions - more than all international flights and maritime shipping. The project will provide the critical information and analysis across the fashion sector to enable future initiatives and programs to engage with the sector to drive positive outcomes across management of chemicals, land use change, climate change and biodiversity conservation and achieve global environmental benefits. The sector and sub-sector analyses of supply chain impacts - never before conducted with such a range of science-based tools - will provide the 'direction of travel' for the sector, while also highlighting priorities for future work within and outside the sector. The project will undertake these activities through four project components: Component 1 will provide the fashion industry with a foundational understanding of environmental impacts across fashion supply chains with a focus on raw-material production and extraction. The mapping of environmental impacts across supply chains will form the basis for prioritizing actions to address the key inter-related negative environmental impacts and climate change. Component 2 will facilitate the development of company-specific science-based analysis that will enable companies to develop their own action plans and strategies. Component 3 will identify on-the-ground projects that can showcase a collective fashion industry approach to leveraging positive environmental outcomes through transformed supply chain/sourcing. Component 4 will focus on establishing the structure, staffing and tools required to institute the Fashion Pact Association so that it can be widely recognized by the industry and environmental entities as the lead organization for establishing, taking action and documenting and publishing progress on the fashion industry's environmental metrics. The project aims at mitigating 1.0 Mt CO₂ eq directly in its operation lifetime.

Cuba: Mainstreaming Biodiversity Conservation and Climate Change Mitigation in Sustainable Tourism Development in Cuba (GEF ID: 10670, UNDP, GEFTF: \$3.9 million, Total cost: \$34.8 million). This project will contribute to the sustainability of tourism in Cuba through the mainstreaming of conservation and sustainable use of biodiversity and CCM, with an emphasis on vulnerable coastal and marine areas, through the design and implementation of innovative models with strengthened capacities and financial mechanisms. This project will achieve this goal by strengthened institutional, regulatory and financial-economic framework for environmental sustainability of the tourism sector; demonstrations of mainstreaming biodiversity in the sector; and low-emission standards, procedures and technology demonstration of CCM in the sector. While the COVID-19 pandemic makes engaging with the tourism industry challenging as revenues have dramatically decreased, it also presents an opportunity to 'build back better' and reconsider fundamental principles, approaches and policies. This project will work directly with the "sun and sand" tourism sector, including numerous private sector operators, to adopt more efficient and renewable energy practices, which will save them resources in the long-term by promoting sustainability. In addition, by incorporating ecosystem service values into decision making and demonstrating how biodiversity-friendly practices also benefit businesses, this project will

strengthen the groups working for environmental sustainability. It could serve as an important model for the Caribbean countries for working to improve the sustainability of the tourism industry. This project will result in the improved management for biodiversity of 20,727 ha of productive lands and 21,210 ha of seascapes and reduced emissions of 0.1 Mt CO₂.

Global: *Food Systems, Land Use and Restoration (FOLUR) Impact Program - Addendum III* (GEF ID: 10726, World Bank/FAO, GEFTF: \$10.8 million, Total cost: \$75.8 million). The addition of Madagascar represents an expansion in the coverage of globally important areas and commodities under the IP, building upon the 27 countries already approved and contributing to both scale and sustainability. With Madagascar included, the geographic coverage of coffee production landscapes in Africa is increased by a country that holds the critical crop genetic diversity and demonstrated potential for sustainable and equitable sectoral development. Notably, Madagascar is one of the 34 global biodiversity hotspots, and the forests of this large island nation harbor a high number of endemic, endangered or vulnerable plant and animal species that are of outmost importance to the world's biodiversity and to the resilience of globalized food systems. The inclusion of this new country also captures further potential for private sector engagements, which will contribute to the FOLUR IP's reach and impact. The Madagascar project will foster the development of a fair and inclusive coffee value chain by improving production practices, strengthening capacities of producer organizations to link with markets through enhanced traceability and certification and leveraging funding from 16 new sources of financing, while also sustainably intensifying agricultural practices in associated systems (such as rice), for improved yields, income and nutrition. Madagascar's forest ecosystems are home to 61 out of the 124 existing wild coffee species in the world, 80 percent of which are endemic to the country. Many of these wild coffee species are threatened by extinction and preserving them is critical to the future of the coffee industry. Coupled with the growing global demand for coffee and other cash crops produced in the area, the deforestation threat is expected to worsen. By advancing the integrated approach, the FOLUR Madagascar project will directly impact the productive capacity of large agricultural areas to reduce the risk of deforestation, while restoring degraded landscapes and ensuring sustainable use of land and natural resources. The Madagascar project is expected to reduce GHG emissions by 6.5 Mt CO₂ eq.

Global: *Scaling Up CRAFT: Mobilizing Private Capital to Mitigate Climate Change and Reduce Land Degradation through Resilience Investments* (NGI) (GEF ID: 10765, CI, GEFTF: \$4.5 million, Total cost: \$45.5 million). Cleantech innovations are not yet deployed as rapidly in the AFOLU, industry, water and transportation sectors as in the electric power sector, mainly because these technologies are not yet affordable for widespread deployment in developing countries. To change the path of GHG emissions from these sectors, emerging cleantech solutions should be applied and deployed at scale. However, key barriers need to be addressed to deploy cleantech solutions in these other sectors, including the need for targeted deployment of the concessional capital (blended finance) to mobilize the private capital seeking commercial risk-adjusted returns. The objective of this project is to promote climate-resilient solutions and innovative, scalable, enterprise-driven CCM and sustainable land use solutions through the Climate Resilience and Adaptation Finance and Technology Transfer Facility (CRAFT). The CRAFT will invest in companies in areas of resilience intelligence and technology-enabled physical products and services in the agriculture, water, energy, transportation and finance sectors. In addition to the CCA benefits, the project will result in at least 93,795 ha of degraded agricultural land restored and 2,822,891 ha of landscape under SLM in production systems. GHG emission reduction is expected to be 5.7 Mt CO₂ eq, both from the AFOLU and renewable energy sectors.

Egypt: *Greening Hurghada* (GEF ID: 10796, UNIDO, GEFTF: \$4.4 million, Total cost: \$26.4 million). Tourism is the main industry in Hurghada, but it is also the sector that was the hardest hit by the COVID-19 pandemic, due to the travel restrictions that were introduced. There is now an opportunity to contribute to steering investments planned for the recovery towards a green, sustainable and resilient recovery of the tourism sector. The objective of the project is to reduce environmental pressure from the tourism sector to preserve biodiversity, while promoting low-carbon and sustainability practices across the hospitality industry to reduce GHG emissions. Key activities to be financed will include the improvement of the management of main touristic sites and diving destinations, optimization of energy use in hotels, provision of support for the electrification of the transport sector, and mainstreaming of biodiversity and climate change considerations into the key income-generating activities for local communities. The project is expected to contribute to the establishment or improved management and conservation of 180,000 ha of marine protected areas and to result in an additional 96,000 ha of marine habitat under improved practices benefitting biodiversity. In addition, investments in the energy and transportation sectors will contribute to avoiding approximately 1.0 Mt CO₂ eq in emissions.

5. Summaries of Enabling Activity Projects Approved in FY21

Mali: *Fourth National Communication within the Framework of the United Nations Framework Convention on Climate Change* (GEF ID 10495, UNDP, GEFTF: \$0.5 million, Total cost: \$0.9 million). The objective of the project is to assist the country in the preparation and submission of its fourth NC to the UNFCCC COP for the fulfilment of its obligations under the Convention. The project will also contribute to the preparation of the first BTR, which will be submitted by 2024, including through narrowed time gaps between reporting year and inventory year and annual updating of the GHGI. The project also aims to achieve the following objectives: (i) integrate climate change considerations into the national and development policies; (ii) strengthen institutional and technical capacity in the areas of climate change and the UNFCCC reporting in a continuous and sustainable manner; (iii) mainstream CCM action in support of the 2030 Agenda for Sustainable Development and SDGs; and (iv) assist the process of national planning and policy making.

South Africa: *Preparation of South Africa's Fourth National Communication and Fifth Biennial Update Report under the UN Framework Convention on Climate Change (UNFCCC)* (GEF ID: 10509, UNEP, GEFTF: \$0.9 million, Total cost: \$1.0 million). The objective of the project is to assist the country in the preparation and submission of its fourth NC and fifth BUR to the UNFCCC COP for the fulfilment of its obligations under the Convention. The project will also contribute to enhancing institutional capacities of the country and the preparation of its first BTR, including through quality enhancement, improved methodologies, and annual GHGI updating in its MRV system. The preparation of reporting will be in line with the relevant guidelines of the UNFCCC. The two reports will be submitted to the UNFCCC by March 2023 and December 2023, respectively.

Tunisia: *Preparation of the Fourth National Communication for the Implementation of the United Nations Framework Convention on Climate Change and the Third Biennial Updated Report of the Republic of Tunisia* (GEF ID 10590, UNDP, GEFTF: \$0.9 million, Total cost: \$1.3 million). The immediate objective of the project is to assist the country in the preparation and submission of its fourth NC and third BUR to the UNFCCC COP for the fulfilment of its obligations under the Convention. The project will also contribute to the preparation of the first BTR, including through

increased coverage of gases, improved methodologies, narrowed time gaps between the reporting year and the inventory year, and GHGI updating on an annual basis. The preparation will be in line with the relevant guidelines of the UNFCCC. The expected outcomes of the project include: (i) information on national circumstances relevant to the preparation of the NC reviewed and updated and a chapter on national circumstances prepared, (ii) technology needs assessed and recommendations for addressing the needs provided, (iii) GHGI for 2013 - 2018 (BUR) and up to 2020 (NC) prepared according to the 2019 refinement of the 2006 IPCC guidelines and supplemented, as much as practicable, by the 2020 data, (iv) national capacities in terms of gender-informed CCM policies and measures undertaken by the Government to reduce GHG emissions strengthened, (v) establishment of domestic MRV arrangements supported, (vi) vulnerability of key priority economic sectors assessed and measures for CCA in these areas developed while integrating gender, (vii) national capacities in CCA field strengthened, (viii) BUR and NC elaborated and submitted to the UNFCCC, (ix) capacity building of national stakeholders on coordinating the Paris Agreement implementation strengthened.

China: Enabling China to Prepare its Fourth National Communication and Biennial Update Reports on Climate Change (GEF ID 10707, UNDP, GEFTF: \$5.0 million, Total cost: \$6.5 million). The objective of this project is to support China to prepare its fourth NC and the third and fourth BURs to fulfill its commitments under the UNFCCC in accordance with the relevant decisions of the COP. The fourth NC and the third BUR will be submitted by December 2022. China plans to submit its last BUR jointly with its first BTR by December 2024 to avoid duplication. This project will build on findings and recommendations from previous NC and BUR work as well as recommendations resulting from the international consultation and analysis process for its first BUR. The main outputs include the GHGIs for 2017, 2018 and 2020, renewed assessments of climate change impact, vulnerability and adaptation, refined policies and actions for CCM, updated information about financial, technology and capacity-building support needed and received, and enhanced public awareness, as well as finalized NC and both BURs.

Global: Umbrella Programme for Preparation of Biennial Transparency Reports (BTRs) and National Communications (NCs) to the UN Framework Convention on Climate Change (UNFCCC) (GEF ID: 10781, UNEP, GEFTF: \$4.5 million, Total cost: \$4.9 million). This Program will support eight developing countries to prepare and submit BTRs and NCs that comply with the UNFCCC and the Paris Agreement reporting requirements and respond to their national development goals. These countries, which include two SIDS and six LDCs, are Antigua and Barbuda, Cambodia, Lao People's Democratic Republic, Liberia, Malawi, Maldives, Mauritania and Zambia. Of these countries, seven prepared and submitted their first BUR, and Malawi, the eighth, is close to finalizing and submitting it. Thus, all eight will embark on the preparation of their first BTR with this experience and aim to submit them by the deadline of December 2024. In addition, three of the eight countries have chosen to also prepare a NC to be submitted alongside their BTR by using the BTR/NC modality. All these countries, except Zambia, have been supported by the CBIT, and the Program will ensure coordination.

Nigeria: Enabling the Federal Republic of Nigeria to Prepare its Fourth National Communication (4NC) to the UNFCCC (GEF ID: 10795, UNDP, GEFTF: \$2.6 million, Total cost: \$3.3 million). This project will support Nigeria to prepare its first BTR combined with the fourth NC to be submitted by December 2024 to avoid duplication. This project will build on the findings and recommendations from previous NC and BUR work as well as recommendations from the international consultation and analysis process. The project will work to improve capacities of the relevant Government organizations with a specific focus on Government staff and key

stakeholders including local Government staff, private sector representatives and CBOs that play an important role in climate change reporting. Nigeria's objective is to seize the opportunity to continue enhancing the quality of its reporting by building upon the preparation of the past NCs and BURs as well as findings of other previous initiatives.

Brazil: Fifth National Communication, Biennial Update Report and Biennial Transparency Reports to the United Nations Framework Convention on Climate Change (UNFCCC) (GEF ID: 10801, UNDP, GEFTF: \$8.2 million, Total cost: \$60.7 million). This project will support Brazil to prepare its fifth BUR to be submitted in December 2022, its fifth NC to be submitted in December 2024, and its first two BTRs to be submitted in December 2024 and 2026, respectively, as required to meet the obligations under the UNFCCC and the Paris Agreement. The project will also enable Brazil to enhance available emission data, perform targeted research and strengthen technical capacity and institutions to address both CCM and CCA. The project will benefit from previous NCs and BURs funded by the GEF and technical analyses of its BURs under the international consultation and analysis processes. Information reported in BTRs will be considered at a collective level as an essential input into the global stocktake, leading to more robust climate action that will continue as the climate regimes move towards zero net emissions by 2050 and climate neutrality thereafter.

ANNEX 3: LIST OF FY21 PROJECTS AND PROGRAMS UNDER THE LDCF AND THE SCCF

This Annex provides lists and summaries of projects and programs on CCA approved under the LDCF and the SCCF in the reporting period (July 1, 2020 to June 30, 2021).

1. List of LDCF Projects and Programs Approved in FY21

Table A3.1: FY21 LDCF Projects

GEF ID	Country	Agency	Title	Total LDCF* (\$ million)	Co-financing (\$ million)	Total (\$ million)
10099	Burundi	UNDP	<i>Landscape Restoration for Increased resilience in Urban and Peri-urban Areas of Bujumbura</i>	10.0	16.0	26.0
10166	Benin	FAO	<i>Strengthening Human and Natural Systems Resilience to Climate Change through Mangrove Ecosystems Conservation and Sustainable Use in Southern Benin†</i>	5.0	25.8	30.8
10175	Haiti	UNEP	<i>Building Resilience in the Wake of Climate Disasters in Southern Haiti</i>	4.9	12.7	17.6
10312	Afghanistan	UNDP	<i>Community-based Climate-responsive Livelihoods and Forestry (CCLF)</i>	10.0	20	30.0
10430	Global	UNDP	<i>Resilience for Peace and Stability, Food and Water Security Innovation Grant Program</i>	1.1	3.0	4.1
10432	Democratic Republic of the Congo, Uganda	IUCN	<i>Reviving High-quality Coffee to Stimulate Climate Adaptation in Smallholder Farming Communities</i>	1.3	3.2	4.5
10680	Sierra Leone	UNIDO	<i>Promotion of Climate Adaptation Technology and Business Model Innovations and Entrepreneurship in Sierra Leone</i>	10.0	218	31.8
10687	Mali	UNDP	<i>Climate Security and Sustainable Management of Natural Resources in the Central Regions of Mali for Peacebuilding†</i>	5.5	16.7	22.2
10688	Benin	UNDP	<i>Restoring and Enhancing the Value of Degraded Lands and Forest Ecosystems for Enhanced Climate Resilience in Benin (PIRVaTEFoD-Benin)†</i>	5.0	17.8	22.8
10691	Senegal	UNDP, IUCN	<i>Ecosystem-based Adaptation (EbA) for Resilient Natural Resources and Agro-pastoral Communities in the Ferlo Biosphere Reserve and Plateau of Thies</i>	10.0	26.5	36.5
10713	Timor-Leste	UNEP	<i>Adapting to Climate Change and Enabling Sustainable Land Management through Productive Rural Communities in Timor-Leste†</i>	7.0	18.4	25.4

GEF ID	Country	Agency	Title	Total LDCF* (\$ million)	Co-financing (\$ million)	Total (\$ million)
10727	Nepal	WWF-US	<i>Managing Watersheds for Enhanced Resilience of Communities to Climate Change in Nepal (MaWRiN)</i>	5.0	25.9	30.9
10771	CAR	FAO	<i>Strengthening the Adaptive Capacity of Communities by Upscaling Integrated Landscape Management and Restoration in the South-west Region of Central African Republic</i>	10.0	30.6	40.6
10775	Kiribati	IUCN	<i>Securing Kiribati's Natural Heritage: Protected Areas for Community, Atoll and Island Climate Resilience (Securing Kiribati)†</i>	5.0	10.0	15.0
10779	Bhutan	UNDP	<i>Advancing Climate Resilience of the Water Sector in Bhutan (ACREWAS)</i>	10.0	25.2	35.2
10789	Eritrea	FAO	<i>Building Community-based, Integrated and Climate-resilient Natural Resources Management and Enhancing Sustainable Livelihood in the South-Eastern Escarpments and Adjacent Coastal Areas of Eritrea†</i>	10.0	10.2	20.2
10792	Somalia	IFAD	<i>Adaptive Agriculture and Rangeland Rehabilitation Project (A2R2) - Somalia†</i>	10.0	15.1	25.1
10793	Lesotho	FAO	<i>Building Climate-resilient Livelihoods and Food Systems</i>	10.0	40.0	50.0
LDCF projects Subtotal				129.9	297.6	427.5

*: Includes GEF project financing, PPGs and Agency fees.

†: This is a multi-trust fund (MTF) project/program. Only the LCDF component is included.

2. List of SCCF Projects Approved in FY21

Table A3.2: FY21 SCCF Projects

GEF ID	Country	Agency	Title	Total SCCF* (\$ million)	Co-financing (\$ million)	Total (\$ million)
10632	Global	UNIDO	<i>Using Systemic Approaches and Simulation to Scale Nature-based Infrastructure for Climate Adaptation</i>	2.2	3.6	5.8
10438	Regional (LAC)	CAF	<i>UAVs/Drones for Equitable Climate Change Adaptation: Participatory Risk Management through Landslide and Debris Flow Monitoring in Mocoa, Colombia</i>	0.5	2.7	3.2
SCCF projects Subtotal				2.8	6.3	9.0

*: Includes GEF project financing, PPG and Agency fees.

3. Summaries of LDCF Projects and Programs Approved in FY21 ¹⁴⁹

Burundi: Landscape Restoration for Increased Resilience in Urban and Peri-Urban Areas of Bujumbura (GEF ID: 10099, UNDP, LDCF: \$10.0 million, Total cost: \$26.0 million). This project aims to increase the resilience of watershed communities in and around Bujumbura through a climate-resilient integrated watershed management approach. The project will address the vulnerability of urban and peri-urban communities of Bujumbura and the Ntakangwa watershed to the increased frequency of floods, storm runoffs and landslides projected by climate models. It will achieve this through three components: (i) developing technical capacities for climate-induced flood and erosion risk mapping and their use to inform climate-resilient integrated watershed management and other planning processes; (ii) ecosystem services for flood and erosion protection measures to improve the resilience of communities in the Ntakangwa watershed and Bujumbura; and (iii) livelihood options and green entrepreneurship to increase resilience of the urban, peri-urban and rural communities in the Ntakangwa watershed. The project will build on the previous LDCF intervention in the Ntakangwa watershed to increase the resilience of at least 120,000 people (eight percent of the population of the target areas), while putting 10,000 ha (about 80 percent of the watershed's estimated area) under more sustainable and climate-resilient land practices. The integrated watershed and flood management practices will ensure the increased resilience of both upstream highland communities and downstream lowland communities living in urban areas through a comprehensive planning and management approach making use of climate information available in the country together with specific investments in landscape restoration, flood management measures and climate-resilient livelihood support. Landscape restoration in areas connected to Bujumbura will help restore flood-related ecosystem protection for both highland upstream communities and lowland urban communities with adaptive solutions ranging from tree planting to watershed protection and reinforcement of riverbanks structures. To complement the restoration efforts, livelihood activities will promote green entrepreneurship and provide better access to markets (at this stage, the main sectors targeted are agriculture and agro-industry as well as the charcoal sector); thus connecting urban communities to peri-urban communities in the watershed. The charcoal sector's reliance on trees makes it a prime sector to target through a climate-resilient value chain approach. The agro-business sector will benefit from increasing value of agricultural products and creating new investment opportunities. The urban focus of this project opens new doors to tap into the nascent startup ecosystem of Bujumbura while providing support for youth entrepreneurship and employment opportunities.

Benin: Strengthening Human and Natural Systems Resilience to Climate Change through Mangrove Ecosystems Conservation and Sustainable Use in Southern Benin (GEF ID 10166, FAO, LDCF: \$5.0 million, Total cost: \$30.8 million). This project will increase the resilience of mangrove ecosystems and agricultural, forestry and fishery communities in southern Benin dependent on them. The project will achieve its objective through the implementation of three components with complementary financing from the biodiversity allocation of the GEFTF and the LDCF. The LDCF activities will be executed through: (i) increased adaptive capacity of the natural systems; (ii) increased adaptive capacity of human systems resulting in livelihood diversification and development; and (iii) enabling environment for sustainable management of mangrove ecosystems in the context of climate change. The project will place 120,000 ha of land under a

¹⁴⁹ LDCF figures include GEF project financing, PPGs and Agency fees.

more climate-resilient management, including 70,000 ha within Ramsar sites (wetlands) and 50,000 ha of surrounding smallholder production land, directly benefitting 350,000 people (of whom 50 percent are women). Project activities will result in the strengthening of national institutional and policy frameworks for more sustainable mangrove ecosystem management, integrating both conservation and CCA principles. The project will leverage a GCF investment of \$30 million, which was designed in tandem with the GEF intervention, that will tackle upstream lands adjacent to the mangrove ecosystems targeted by this intervention. The proposed intervention will also complement the West Africa Coastal Areas Resilience Investment Project. By funding the additional costs of interventions necessary to integrate the expected impacts of climate change on conservation and restoration of mangrove ecosystems, the project will contribute to ensuring that the risks related to climate change, including variability, are integrated into biodiversity restoration and conservation management plans for mangrove areas. The project will further generate CCA benefits by facilitating the integration of climate risk into existing legal instruments and institutional arrangements related to mangrove management while mainstreaming climate resilience into various policies, plans and development frameworks.

Haiti: *Building Resilience in the Wake of Climate Disasters in Southern Haiti* (GEF ID 10175, UNEP, LDCF: \$4.9 million, Total cost: \$17.6 million). The project will be implemented in two zones in the southwest Haiti (Macaya and Barraderes et Cayemites), both of which have highly fragile and vulnerable ecosystems whose communities are exposed to a range of climate hazards, including hurricanes, cyclones, floods, droughts and landslides. The project will establish multi-stakeholder governance systems; provide trainings on climate change risk, vulnerability and CCA; and support the development of participatory, climate-resilient management plans that emphasize EbA and ecosystem-based disaster risk reduction approaches. It will support national and sub-national programs of the Ministry of Environment, Ministry of Agriculture, and Civil Protection Directorate in advancing practices, methodologies and procedures to enhance climate resilience. Policy tools will be developed to support national and departmental governments in responding to identified risks. On-the-ground CCA benefits include implementation of climate-smart agriculture on 200 ha of steep terrain; rehabilitation of 30km of coastlines and 35km of riverbanks through targeted reforestation using climate-resilient coastal and riparian species; building of small-scale water capture and storage infrastructure; and establishment of sustainable woodlots of resilient species. The project will also support agricultural value chain assessment. Overall, it is expected to directly benefit 100,000 people (of whom 50,000 will be women), mainstream climate resilience in at least two national or sub-national policies or plans, and train at least 240 people in identifying and managing climate change risk, vulnerability and adaptation. A gender gap analysis will be undertaken to determine the main climate change vulnerabilities and solutions for men and women. The project will liaise with the private sector to seek opportunities for private-sector investments in supporting post-harvest supply chains.

Afghanistan: *Community-based Climate-responsive Livelihoods and Forestry (CCLF)* (GEF ID 10312, UNDP, LDCF: \$10.0 million, Total cost: \$10.2 million). The project aims to enhance the resilience of local communities to climate change through improved alternative livelihood and land-use options. The key objective of the project is to diversify livelihoods and sources of income as the main CCA strategy. Water and land management practices are geared towards supporting this objective. The project has three components that will result in CCA benefits to 80,000 direct beneficiaries, of whom 40,000 are women, 800 ha of land under climate-resilient management, 44 policies/plans that will mainstream climate resilience, and 840 people trained, of whom more than 330 are female. In terms of policy-related impacts, the project will support the integration of

climate change considerations into local-level planning. The provincial climate-smart natural resource management plans will provide the framework for integration of forest and rangeland management in the community development councils to institutionalize community-based conservation and sustainable use of resources. In addition to this, valley-level conservation and CCA plans will be prepared.

Global: *Resilience for Peace and Stability, Food and Water Security Innovation Grant Program* (GEF ID 10430, UNDP, LDCF: \$1.1 million, Total cost: \$4.1 million). The Program will invest in CCA-oriented SMEs and entrepreneurs in developing CCA business models focused on the nexus of resilience, fragility and food and water security in LDCs. The Program will identify, incubate and seek investment for MSMEs in LDCs, particularly in conflict-affected countries. Innovative aspects include significant co-finance and replication opportunity provided through the GRP, which has a successful track record of incubating entrepreneurs in delivering CCA goods and services. The Program has a potential to share valuable learning on MSME incubation and acceleration in fragile and conflict-affected contexts and can benefit from learning from other projects for innovating financial sustainability through rotating grant or zero-interest loan modalities.

Regional (Democratic Republic of the Congo, Uganda): *Reviving High Quality Coffee to Stimulate Climate Adaptation in Smallholder Farming Communities* (GEF ID 10432, IUCN, LDCF: \$1.3 million, Total cost: \$4.5 million). The project will develop and upscale CCA solutions for highly climate-vulnerable smallholder coffee producers in LDCs in Africa. Farmers will be supported by a combination of technical assistance and training in CCA options, business skill development, as well as access to market. Innovation and impact potential elements of this project include shaping supply chain resilience practices with a strategic partner that has a global reach. Impact potential also includes enhancing climate resilience of farmers in the origin areas. Replication potential involves building on and strengthening a tested approach that can be introduced in other LDC economies, many of which are active in coffee production.

Sierra Leone: *Promotion of Climate Adaptation Technology and Business Model Innovations and Entrepreneurship in Sierra Leone* (GEF ID 10680, UNIDO, LDCF: \$10.0 million, Total cost: \$10.6 million). The project aims to transform the market for CCA solutions in Sierra Leone by supporting MSMEs for technological and business model innovations across the agriculture, water and energy sectors. The project will support MSMEs in accessing finance and create an enabling policy environment to incentivize CCA solutions, such as water management technologies, climate information services, risk insurance products, cold storage facilities, etc. It will also support community groups to access finance from local financial institutions, including microfinance institutions, by developing innovative financial products. The project will address systemic market barriers for CCA-related businesses, such as lack of policy support, low awareness of business case and limited flow of finance to MSMEs and community groups. The project plans to create an innovative online marketplace that will link market actors and enable MSMEs to promote their CCA solutions. The focus on MSMEs is driven by their high potential in delivering climate-resilient products and services in the water, energy and agriculture sectors. Strengthening MSMEs will also create green jobs in the country, thereby contributing to the green recovery. The project will build on a good basis that includes a strong policy support to MSMEs and commitment to improve resilience of vulnerable communities, as outlined in the NAPA and the Medium-term National Development Plan. It will advance GEF's investment in projects such as *CRAFT* and *Adaptation SME Accelerator Project (ASAP)*, which aim to enhance private sector and MSME role in CCA. The project is estimated to support up to 200 MSMEs, improve resilience of 256,000 people and enhance climate-resilient productivity in 26,000 ha of land, particularly in climate-vulnerable

Bonthe and Port Loko regions. The project will have at least 50 percent of female beneficiaries and will also promote youth's engagement in green entrepreneurial activities

Mali: *Climate Security and Sustainable Management of Natural Resources in the Central Regions of Mali for Peacebuilding* (GEF ID 10687, UNDP, LDCF: \$5.5 million, Total cost: \$22.2 million). This project aims to ensure the long-term sustainability of vulnerable productive landscapes in Mali's central region of Mopti through NbS that reverse land degradation, strengthen communities' resilience to climate change, and promote environment-based conflict resolution. The project will achieve this through four components: (i) enhancing coordination and monitoring for LDN and climate security; (ii) enhancing resilience of degraded production landscapes with communities vulnerable to climate change; (iii) supporting family farms, youth and women to innovate and adopt resilience and sustainable livelihoods; and (iv) monitoring and evaluation and knowledge management for upscaling. The project is innovative in several ways - primarily, in its integrated approach toward assisting Mali in achieving LDN through bundled actions that incorporate CCA and land degradation considerations. The project positions two key research institutes (Mali Geographic Institute (IGM) and Institute of Rural Economy (IER)) in supporting the first-of-its-kind multi-stakeholder and intragovernmental coordination. The IGM will bring together various streams of Government, supported by development partners, to put together an action plan for achieving LDN targets and the IER will lead the process for refining a methodology for conflict-sensitive climate vulnerability assessments and mapping. The project will also take an innovative approach to building climate-resilient livelihoods, by creating opportunities for local youth to receive entrepreneurship training in existing incubator programs in Mopti City, specifically in agro-processing and climate-smart technologies. The project will directly benefit 80,000 people, while ensuring a total of 15,000 ha of land under communal lands has ecosystem functioning restored and brought under effective community management and able to deliver ecosystem services; while another 21,000 ha of family farms will be brought under improved practices through the use of agro-ecological techniques that restore land productive, reverse desertification and enhance resilience to disasters. An estimate of 0.9 Mt CO₂ eq will be avoided as a result, directly contributing to Mali's NDC ambition for reducing GHGs from the AFOLU sector.

Benin: *Restoring and Enhancing the Value of Degraded Lands and Forest Ecosystems for Enhanced Climate Resilience in Benin (PIRVaTEFoD-Benin)* (GEF ID 10688, UNDP, LDCF: \$5.0 million, Total cost: \$22.8 million). This project aims to support the achievement of Benin's LDN targets through sustainable land and forest management practices, while also strengthening the climate resilience of vulnerable populations in the Niger Valley, Alibori SudBorgou, Nord-2KP, and Zou-Couffo agricultural development areas. The project will achieve its objective through activities financed under four components: (i) political, financial, institutional and regulatory frameworks to achieve climate risk informed LDN and advance integration of vulnerability assessment and CCA options within land use decisions; (ii) restoration of land and forest ecosystems for improved agricultural productivity, prevention of deforestation and enhanced climate resilience of vulnerable communities; (iii) building diversified income-generating activities and value chains to strengthen community resilience; and (iv) gender empowerment and knowledge management. The project will directly benefit 36,000 people and restore 15,000 ha of degraded land, while also placing this land under more sustainable management. The project will integrate CCA considerations while working to achieve LDN in the intervention zones, through the adoption of a multi-pronged approach integrating climate-smart agriculture, SLM, and SFM with alternative livelihoods and other income-generating CCA measures. This project is innovative in addressing agricultural input supply, while establishing innovative partnerships at the district level, with the aim of deploying a

toolkit of various management tools to implement an integrated land use planning framework. Although Benin is not formally part of the Great Green Wall Initiative, this project will contribute significantly to the objective of the partnership to restore 100 million ha of currently degraded land, sequester 250 million tons of carbon and create 10 million jobs in rural areas by 2030.

Senegal: Ecosystem-based Adaptation (EbA) for Resilient Natural Resources and Agropastoral Communities in the Ferlo Biosphere Reserve and Plateau of Thies (GEF ID: 10691, UNDP and IUCN, LDCF: \$10.0 million, Total cost: \$36.5 million). This project aims to promote EbA in two target sites: the Ferlo Biosphere Reserve and the City of Thies, to strengthen the resilience of agropastoral communities, ecosystem services and biodiversity to the negative impacts of climate change, particularly droughts and floods. The project will do this through four components: (i) developing regional and local governance for climate resilience through EbA; (ii) restoration and conservation management to increase resilience of natural assets and ecosystem services; (iii) investment in climate-resilient value chains; and (iv) knowledge management, monitoring and evaluation. An estimated 300,000 households will benefit from the restoration activities in the two project zones; while 10,000 households will benefit from the development of ecosystem-based services in economically useful ecosystems as well as training on EbA within the localized contexts of the two target sites. The project also aims to support the direct restoration and climate-resilient management of more than 5,000 ha of forest and rangelands, as well as an additional 245,000 ha of land in the Wildlife Reserves of Ferlo Nord and Ferlo Sud, among others. As the Senegalese Agency for Restoration of the Great Green Wall (ASRGM) is the lead agency for this project, it will ensure strong coordination with planned programming under the national and regional Great Green Wall Initiative, while activities in the Ferlo Biosphere Reserve will contribute directly to Great Green Wall activities. EbA reframes biodiversity and ecosystems in terms of their economic value for humans, bringing together often-siloed strategies of conservation and livelihoods. This approach has not yet been systematically adopted in Senegal and has a significant potential to transform existing development projects into CCA activities, within the project areas and beyond, offering a large potential for replication and upscaling.

Timor-Leste: Adapting to Climate Change and Enabling Sustainable Land Management through Productive Rural Communities (GEF ID 10713, UNEP, LDCF: \$7.0 million, Total cost: \$25.4 million). Frequent extreme climate events, combined with unsustainable farming practices that cause soil nutrient depletion, loss of topsoil, and gully erosion, place about half of Timor-Leste's land area at risk of land degradation. With rainfall projected to become more erratic, and drought and extreme rainfall events likely to occur more frequently under future climate conditions, climate change presents a substantial threat to the water and food security of rural communities in Timor-Leste. This project will support small-scale farmers in Timor-Leste in adopting climate-resilient SLM practices and improving access to, and management of climate-resilient water resources for rural communities. Proposed solutions include improved national and sub-national CCA planning; ecosystem restoration and protection; sustainable agricultural management systems; climate-resilient water supply and management systems; and the transformation of subsistence agriculture to agri-businesses. This transformation will promote access of smallholder farmers to commodity markets and catalyze incentives and resources for communities to engage in improved sustainable water, forest, land and livestock management in priority watersheds. These measures will ultimately result in an increase in food and water security under future climate conditions. Expected results include 68,000 direct beneficiaries of climate-resilience and SLM solutions, 71,300 ha of land brought under climate-resilient management, mainstreaming of climate resilience in three sector policies and plans, 8,200 people trained, of whom 50 percent are female,

about climate risks and CCA measures, 2.8 Mt CO₂ mitigated through climate-resilient SLM, including restoration and climate-resilient agricultural production, and 5,500 ha of (forest and agricultural) land restored

Nepal: *Managing Watersheds for Enhanced Resilience of Communities to Climate Change in Nepal (MaWRiN)* (GEF ID 10727, WWF-US, LDCF: \$5.0 million, Total cost: \$30.9 million). This project will aim to enhance climate resilience of indigenous people and local communities in the Maru watershed through NbS and livelihood diversification. Nepal is vulnerable to numerous climate-induced hazards, such as floods, landslides and debris flows, due to its steep topography. Drought affects the mid-hills and mountains, while glacial melt is significantly increasing the potential risk of glacial lake outburst floods in high mountains. Maru is one of the regions having communities highly vulnerable to climate change risks and impacts. The project is structured around three components that will result in CCA benefits for 40,000 direct beneficiaries, of whom 18,000 are female, and place 10,000 ha of land under climate-resilient management, and 3,500 people trained, of whom 1,800 are female. The project will support integrating climate change into local-level policy and planning processes. For this purpose, the project aims to provide trainings, exposure and peer-learning opportunities for municipality staff, Government line agencies, such as the Division Forest Office, and CBOs on climate change impacts, vulnerability assessment tools and methods and mainstreaming approaches. The project will further support the review of relevant local plans, sector and development strategies that address climate risks and, where necessary, support the formulation of tools and guidelines for integrating CCA and disaster risk reduction into the plans and investments that promote EbA and NbS.

Central African Republic: *Strengthening the Adaptive Capacity of Communities by Upscaling Integrated Landscape Management and Restoration in the South-West Region* (GEF ID 10711, FAO, LDCF: \$10.0 million, Total cost: \$40.6 million). The project aims to enhance the resilience of rural communities through the valuation of productive and forest landscapes and inclusive governance mechanisms. This will be achieved by integrating CCA into SLM planning and actions at local, regional and national levels; establishing sustainable natural resource management mechanisms for climate resilience of ecosystems and communities in the South-West and buffer zone of the Bangassou Forest; and strengthening climate-resilient livelihoods in the agriculture and forestry sectors through nature-based approaches and income diversification. Innovative elements in the context of the Central African Republic include the systematic integration of climate risks and solutions in land use planning and management practices at local community, district and national levels. The project is aligned with the country's NDC, and the 2011-2015 Strategy for Rural Development, Agriculture and Food Security; and will contribute to the National Agriculture Investment and Food Security and Nutrition Program. The project expects to directly benefit 75,000 beneficiaries of whom 53.3 percent is female, place 125,000 ha of land under climate-resilient management, establish ten policies and plans that will mainstream climate resilience, and train 20,000 people, 50 percent of whom will be female; as well as catalyze a total of \$30.6 million in co-financing from eight different sources.

Kiribati: *Securing Kiribati's Natural Heritage: Protected Areas for Community, Atoll and Island Climate Resilience* (GEF ID: 10775, IUCN, LDCF: \$5.0 million, Total cost: \$15.0 million). This project uniquely blends biodiversity benefits with CCA support for some of the world's remotest and most vulnerable populations, residents of five atoll and coral low-lying outer Gilbert Islands. Their economy is extremely non-diversified, relying primarily on kopro production, and the islands' remoteness makes it difficult to support tourism. Rising sea levels are eroding coastlines, and tidal

and wave events contaminate freshwater lenses through saltwater intrusion. This project will improve the resilience of ecosystems and communities of these islands to the impacts of climate change through nature-based solutions that support biodiversity and sustainable livelihoods, improved integrated governance of the environment, including oceans, and awareness-raising and knowledge management. It will address urgent CCA needs relating to coastal inundation, and control land loss through improved land use and agricultural practices. It will also focus on improved management of the groundwater lenses to reduce saltwater intrusion and the frequent, long and severe droughts. The observed decline in production of food crops will be addressed through climate-smart agriculture techniques and practices. Overall, the project will provide direct CCA benefits to the population of the targeted five outer islands (total 8,266 people, who constitute 8 percent of Kiribati's population), enable the climate-resilient management of 8,000 ha of land, mainstream CCA in two policies or plans, and train 3,200 people with 50 percent female participation about climate change risks and adaptation. In parallel, it will support the creation of 14,000 ha of marine and 455 ha of terrestrial protected areas and the improved management of 39,744,700 ha of marine protected areas.

Bhutan: *Advancing Climate Resilience of the Water Sector (ACREWAS)* (GEF ID 10779, UNDP, LDCF: \$10.0 million, Total cost: \$35.2 million). The project aims to enhance the resilience and sustainable economic well-being of the people of Bhutan through CCA in the water sector. The project's objective is to address systemic barriers resulting in water shortages that are exacerbated by climate change. It proposes specific nature-based solutions as logical measures for watershed management that will also help diversifying livelihoods and income sources for rural communities. The project is also expected to stimulate innovation in water management technology through starts-ups. Supporting improved water governance through the establishment of a dedicated national institution for 17 water supply services will be an important element of improving the efficiency of service delivery in the water sector through an institutional reform at the national scale, thus contributing to resilience. Through its proposed three key components, the project will result in CCA benefits for approximately 34,000 direct beneficiaries, of whom more than 16,000 are women; bring approximately 38,000 ha of land under climate-resilient management; contribute to two policies or plans that will mainstream climate resilience; and train 640 people, of whom more than 50 percent are female.

Eritrea: *Building Community-based, Integrated and Climate-resilient Natural Resources Management and Enhancing Sustainable Livelihood in the South-Eastern Escarpments and Adjacent Coastal Areas* (GEF ID: 10789, FAO, LDCF: \$10.0 million, Total cost: \$20.2 million). This MTF project aims to enhance the resilience of vulnerable agro-pastoralist and fishing communities along degraded landscapes and seascapes in the south-eastern escarpments and adjacent coastal areas of Eritrea through an integrated ecosystem-based and market-driven approach. It will strengthen the productive output of rural food systems, including by reducing post-harvest losses, and strengthening climate-resilient livelihoods in targeted communities. It will also contribute to the achievement of CCA goals outlined in the NDC submitted in 2018, including targets for climate-smart agriculture, rehabilitation of degraded agricultural land, and SLM. Results expected to be generated from this project include 119,000 beneficiaries, of whom 52.1 percent are female; 225,835 ha of land under climate-resilient management; nine policies or plans that will mainstream climate resilience; and 12,000 people trained, with 50 percent female participation.

Somalia: *Adaptive Agriculture and Rangeland Rehabilitation Project (A2R2)- Somalia* (GEF ID 10792, IFAD, LDCF: \$10.0 million, Total cost: \$25.1 million). This MTF project aims to enhance the

climate resilience of poor rural households in Somalia through sustainable natural resources management. This will be achieved by improved water resources and rangelands management; eco-agriculture and climate-resilient livelihoods; forest and other habitat rehabilitation for biodiversity conservation; and improved governance and information systems to address land degradation and biodiversity loss. An innovative element of this project will be the establishment of a mechanism to provide accessible lending products tailored to poor households for investing in climate resilient SLM practices in partnership with commercial microfinance institutions. The project is aligned with Somalia's INDC, and is designed to contribute to implementing the National Development Plan for 2020- 2024, National Disaster Management Policy approved in 2018, and NAPA prepared in 2013. Expected results include 446,400 direct beneficiaries with a 50.7 percent female share; 73,750 ha of land managed for climate resilience and biodiversity conservation, including 12,550 ha of degraded rangeland restored; and 99,200 people trained, with 50 percent female participation.

Lesotho: *Building Climate-resilient Livelihoods and Food Systems* (GEF ID 10793, FAO, LDCF: \$10.0 million, Total cost: \$50.0 million). This project aims to enhance climate resilience of land and communities for food security through sustainable water management. This will be achieved by strengthening policy, planning and investment frameworks to enable sustainable water management in productive land; strengthening climate-resilient agriculture capacities at local and national levels; improving agriculture water management practices and infrastructure to address droughts and floods; and strengthening climate resilience of agriculture value chains to climate shocks. Agricultural water management is a highly valued political and economic urgency for Lesotho. Innovative aspects will include strengthening the enabling conditions and piloting the design of gender-sensitive microfinancing products with partner financial institutions to provide accessible credit to MSMEs and smallholder farmers to invest in CCA; as well as selection and use of irrigation technologies for climate resilience, many of which will be new to Lesotho. Moreover, a system dynamics approach will be used to incorporate both physical and socio-economic processes into water management policy and planning for climate adaptation and resilience at catchment and national levels. With \$10 million in LDCF finance, this project is expected to directly benefit 40,000 people, of whom 50 percent are female, place 15,000 ha of land under climate-resilient management, produce six policies or plans to mainstream climate resilience, and train 20,000 people with 50 percent female participation; as well as catalyze \$40 million in co-financing.

4. Summaries of SCCF Projects Approved in FY21¹⁵⁰

Regional: *UAVs/Drones for Equitable Climate Change Adaptation: Participatory Risk Management through Landslide and Debris Flow Monitoring* (Project ID 10438, CAF, SCCF: \$0.5 million, Total cost: \$3.2 million). Executed by the (MIT) Environmental Solutions Initiative, the project will advance equitable CCA by reducing vulnerability and increasing resiliency in Mocoa, Colombia, through innovative technology development of UAVs for community-based landslide and debris flow monitoring and risk projection. The generated climate information will be accessibly packaged for use by municipal and national planners, as well as financial decision-makers, including microfinance institutions. Replication potential exists for broader application in Colombia and elsewhere in Latin America. The project is expected to directly benefit an estimated 20,300 beneficiaries.

¹⁵⁰ MTF projects supported by both the LDCF and the SCCF approved in FY21 are summarized in Section 5 of this Annex.

Global: *Using Systemic Approaches and Simulation to Scale Nature-Based Infrastructure for Climate Adaptation* (GEF ID 10632, UNIDO, SCCF: \$2.2 million, Total cost: \$3.8 million). The project aims to create an enabling environment for scaling up NBI by increasing certainty and predictability of the performance of natural assets as solutions for CCA. This will be achieved by carrying out economic and biophysical valuation of ecosystems services and co-benefits provided by NBI to enhance CCA. The project will use innovative and verified simulation methodology that incorporates system dynamics and project finance modelling for the valuation and systematically integrate climate data from the EU Copernicus Climate Data Store in the models. In addition to demonstrating valuation of selected NBI projects, the project will create an interactive public online database for NBI valuation; build capacity of decision-makers and users through workshops and a massive online open course; and develop partnerships for global outreach and uptake of NBI. The project has been developed through extensive consultation with stakeholders, including with the MAVA Foundation, which is providing \$2 million in co-financing to scale up the project's impact. The project will address a critical barrier of limited understanding of nature's potential to provide CCA benefits and services and will establish natural infrastructure as tangible and reliable assets for attracting public and private infrastructure investment. The project will adopt a system-based approach and focus on biologically diverse forests, mangroves, wetlands, grasslands and agricultural lands, among others, as NBI. The valuation will also provide a comparative analysis vis-à-vis grey infrastructure to make the economic case of NBI and also to advance the use of green-grey infrastructure mix for resilience to slow the rapid onset impacts of climate change. The project will benefit 115,000 climate-vulnerable people and support 21,425 ha of land management for climate resilience. Through the valuation exercise, the project will directly build capacity of 2,340 people involved in NBI planning and implementation. By strategically engaging countries in the valuation work, the project is expected to mainstream NBI into 15 CCA policies and plans. Overall, the project aims to increase confidence of all market participants, including project developers, design and engineering firms, cities, national governments, public and private investors in the use and performance of NBI. Finally, the project will provide strong evidence base for the GEF and its partners to mainstream NBI in its investments.

ANNEX 4: REGIONAL AND GLOBAL CLIMATE TECHNOLOGY ACTIVITIES

1. This Annex summarizes the status of implementation of GEF-supported global and regional climate technology projects, as referred to in Part III, Section 5. It presents the progress made by the GEF Agencies in the delivery of these projects and summarizes experience gained and lessons learned so far. The information in this Annex is based on the data provided by GEF Agencies in response to a survey that was carried out by the GEF in April 2021.

Promoting Accelerated Transfer and Scaled-up Deployment of Climate Change Mitigation Technologies through the Climate Technology Centre and Network

2. This project, implemented by UNIDO, was endorsed by the CEO in June 2015, and completed in December 2020. The project included the following components: (i) technical assistance for climate technology in response to requests to the CTCN; (ii) partnerships to accelerate the investment and transfer of climate technology; and (iii) networks and capacity-building for climate technology. This project was extended from its original end date of August 5, 2018 to December 31, 2020.

3. Activities in all countries receiving GEF-funded CTCN technical assistance¹⁵¹ progressed well.

4. The project regularly submitted PIRs to the GEF secretariat, with the most recent submitted in September 2020. As at April 6, 2021, a total amount of \$1,757,176.34 was disbursed, and \$30,510.76 obligated. Remaining funds amounting to \$12,312.90 will be returned to the donors.

5. The following GEF-funded technical assistance was completed before July 2019:

- (a) Mali: Renewable energy use for food processing (2016)
- (b) Uganda: Geothermal energy (2016)
- (c) Viet Nam: Bio-waste valorization (2017)
- (d) Dominican Republic: Energy-efficient lighting (2018)
- (e) Chile: Replacement of F-refrigerants (2018)
- (f) ECOWAS: Mainstreaming gender for a climate-resilient energy system (2018)
- (g) Zimbabwe: Industrial energy and water efficiency (2018)
- (h) Paraguay: Environmental flows and river basin management (2019)
- (i) The Gambia: Organic waste for energy (2019)

6. In the reporting period, the only activities relating to the multi-country technical assistance on circular economy were implemented in Brazil, Chile, Mexico and Uruguay. This included strengths, weaknesses, opportunities and threats (SWOT) analyses on the circular economy in these four countries. The status and feasibility of the implementation of fourth industrial revolution technologies were also analyzed. The main output of this activity was a draft roadmap on circular economy for each country, including clear project ideas to scale up and the formulation of a relevant set of recommendations.

¹⁵¹ Chile, Dominican Republic, ECOWAS, The Gambia, Mali, Paraguay, Uganda, Viet Nam and Zimbabwe

Transfer of Technology

7. With regard to achievements, the multi-country technical assistance on circular economy provided through this project led to the establishment of the Regional Coalition on Circular Economy in the LAC region, of which the CTCN is a key stakeholder. Lessons learned from the implementation of this technical assistance were used to inform other technical assistance activities on circular economy in the other countries in LAC and Africa regions. The second multi-country request was received by the CTCN from Cuba, Dominican Republic, Ecuador, El Salvador and Paraguay.

Impact of the COVID-19 Pandemic

8. Implementation of the multi-country technical assistance activities was progressing until the COVID-19 pandemic began in mid-March 2020. In-person interviews and stakeholder meetings were cancelled and organized virtually. While virtual interviews and meetings may have been easier to organize, participant interactions were limited, and reduced the quality and quantity of gathered data. Therefore, more meetings with the NDEs and project stakeholders were necessary. Implementation was also delayed due to several rounds of reviews which became necessary as a consequence. The pandemic also affected the implementation team directly - one team member passed away and another was hospitalized for a month due to the COVID-19 pandemic. Several key missions required for final activities were not possible, and the project team, in consultation with the NDEs and UNIDO, has tried to identify alternative options. A key event was planned to take place during the LAC Climate Week in July 2020, at which other project results were planned to be showcased, but the event was cancelled due to the pandemic. Originally, all activities of the multi-country technical assistance on circular economy were initially planned to be completed by July 2020 in order to be presented during the LAC Climate Week. However, due to restrictions imposed by the COVID-19 pandemic, implementation was delayed, and technical assistance activities were completed in December 2020.

Outreach and Awareness-raising Activities

9. Outcomes of the technical assistance provided by the CTCN as part of this project are published on the CTCN website, included in the CTCN newsletter, and reported as part of the CTCN's annual progress report. Project results were also presented at events such as the bi-annual CTCN Advisory Board meetings and were also showcased in an event organized by the Ellen MacArthur Foundation on circular economy, with the participation of other institutions, such as the Konrad Adenauer Foundation, UNEP, and a coalition of ministers from LAC countries. In addition, the Steering Committee meetings were usually organized in conjunction with the CTCN Advisory Board meetings.

Lessons

10. There is a significant demand from developing countries for the type of services that the CTCN delivers, as indicated by the increasing number of requests for technical assistance. However, not all requests necessarily relate to the actual deployment of climate technologies. Some lessons learned include:

- (a) The GEF and the CTCN pursue a compatible objective, but identifying common ground between the operational modalities of the two entities is not always straightforward;

- (b) There is a demonstrated need for CTCN-like services as a complement to other mechanisms and initiatives;
- (c) The CTCN can contribute to early-stage support of climate technology deployment;
- (d) The CTCN has a wide range of ready-to-use resources and a network of international experts covering a broad range of technologies;
- (e) There are multiple opportunities for scaling-up and replication; and
- (f) Due to its demand-driven nature, the CTCN is well positioned to gauge country needs and priorities.

Regional Finance and Technology Transfer Centre for Climate Change (FINTECC)

11. The EBRD's FINTECC project was endorsed by the CEO in July 2013 and is under implementation. This project aims to accelerate investments in CCM and CCA technologies in the Early Transition Countries and Southern and Eastern Mediterranean countries. It also aims to incentivize deployment of climate technologies with low market penetration, in order to create demonstration projects across these countries. The project components include: (i) regional technology transfer networks; (ii) technology transfer technical assistance; and (iii) financing pilot activities. The project has been extended from its original end date of 2016 to December 2022.

Status Update

12. The FINTECC project is a well-known facility in the region where it is operational. EBRD practitioners and clients are aware of the support that they can get and actively approach the EBRD to develop eligible projects. Approximately 79 percent of investment grants have been used (committed and disbursed) as at June 30, 2021 across 32 projects, six of which were signed (committed) in the reporting period. The projects signed so far are expected to deliver around 266 kt CO₂ eq in GHG emission reductions over a period of 10 years, or 49 percent of the project's overall mitigation objective.

13. In the reporting period, the project piloted a new approach for supporting the special needs of SMEs. They face specific barriers in the adoption of climate technologies and need targeted support. Given the specific barriers pointed out in the previous reporting period, additional support was provided to eligible SMEs primarily based on the principles of the Green Technology Selector.¹⁵² This tool, launched by the EBRD in 2018, comprises a longlist of best-in-class green technologies in respective local markets from manufacturers around the world. It is used as an index to select technologies eligible for financing. Seven companies have been assessed with this approach and three of them have benefited from investment grants from the FINTECC, totaling \$1.1 million in investment commitments in the reporting period.

14. In 2020, new donor funds from the European Union (EU) were secured to complement the existing GEF and EBRD financing. In the reporting period, the EBRD worked on developing an investment pipeline and technical cooperation assignments to deploy the new EU funds.

¹⁵² <https://ts.ebrdgeff.com/gtc-en/>

15. Six corporate projects have been supported with FINTECC grants in the reporting period, including in agribusiness, manufacturing and services. They include primarily SMEs. The technologies supported include: hydroponic agriculture, utilizing recycled plastics in plastic packaging and the implementation of energy efficiency in the built environment.

Impact of the COVID-19 Pandemic

16. The pandemic has threatened the survival of many companies across the sectors that the FINTECC is supporting, particularly in healthcare and tourism. The challenges faced are even more significant for SMEs. There is also a general challenge associated with the perception that climate change is being deprioritized as a result of the health crisis and the ensuing economic constraints.

17. SMEs and other companies have also faced increased liquidity challenges, including accessing capital. The EBRD has witnessed an increasing number of companies requesting loans for working capital purposes, and less for capital expenditure investments. As countries ease lockdown measures and the vaccination processes gain momentum, businesses are gradually returning to a new normal. Some companies have been able to maintain or reorient their focus on green investments, and the EBRD expects to maintain a more stable pipeline of FINTECC investments in 2021.

18. EBRD expects that the pandemic will continue to challenge the implementation of FINTECC projects, including those involving green technologies. Incentive grants will be instrumental in ensuring that such investments are not deprioritized in the period of post-COVID-19 pandemic recovery. The strong integration of incentives within the banking products offered by the EBRD remains a key factor in the success of the FINTECC. A key change in the approach that the project has taken is coupling the prioritization of behavioral changes with potential FINTECC beneficiaries, which is expected to support companies during a time of crisis in maintaining the focus on sustainably transforming their businesses and prepare for future green investments.

*Outreach and Awareness-raising Activities*¹⁵³

19. Increased visibility has been given to climate technologies and the FINTECC-financed projects through the FINTECC website. The development of case studies for each project supported under the FINTECC will provide information about how it has been supporting the adoption of advanced climate technologies and will give specific examples to potential clients and information to the donor community and wider public on how technology transfer can be operationalized. These case studies will continue to be published in addition to news articles, other publications and event announcements.

Collaboration with the CTCN

20. No specific activities have been undertaken in cooperation with the CTCN. However, EBRD has had several meetings with the CTCN in the reporting period, with the aim of gaining a common understanding of the key topics of interest for two organizations and explore potential areas for collaboration. Circular economy and support to SMEs in implementing their green agendas are the key potential areas for collaboration.

¹⁵³ <http://www.ebrd.com/fintecc>

Climate Technology Transfer Mechanisms and Networks in Latin America and the Caribbean

21. The project implemented by IDB was endorsed by the CEO in September 2014, extended twice and completed in October 2020. The project aimed to promote the development and transfer of environmentally sustainable technologies in LAC, in order to contribute to the ultimate goal of reducing GHG emissions and reducing the vulnerability to climate change in specific sectors in LAC. The components of the project include: (i) development of national policy and institutional capacities; (ii) strengthening of technology networks and centers; (iii) pilot technology transfer mechanisms; and (iv) leveraging private and public investments. The terminal evaluation is expected to be delivered in June 2021.

Status Update

22. The project was in its final year in 2020 and used 100 percent of its total budget. Three agencies finalized the execution of activities planned under the “Capacity Building and Policy Design” component, as well as for the agriculture and forest monitoring sectors. Activities in the last year included the finalization of remaining studies, knowledge management activities and dissemination of project results. Other specific activities executed in the reporting period include:

- (a) IDB hosted numerous virtual sessions to present and discuss, with an international audience, the main results and lessons by sector (See table below).
- (b) Four monographs were published on the following topics:
 - i. Bike-sharing systems;
 - ii. Strategy to modernize and increase agricultural productivity based on integrated water resources management in the Nicaraguan dry corridor (This was published in June 2020 but was not included in the previous report);
 - iii. The formalization of informal transit systems (November 2020); and
 - iv. Regional energy sector overview (March 2021).
- (c) The project coordination team, together with WRI and Fundación Bariloche, and with input from the GEF Secretariat, worked on a methodology to estimate the emission reductions of the different transport and energy-related activities that were promoted. Quantifying the impacts of efforts in the agricultural and forest-monitoring sectors proved to be more challenging and subjective.
- (d) Benefits of the project in terms of potential emissions reduced in the energy and transport sectors were estimated. These impact figures were calculated as accurately as possible but were fundamentally estimates and not objective measurements of project results.
- (e) Calculations relating to transport activities applied the probability of success to each element, in order to provide a conservative estimate of project impacts. Under this conservative approach, which discounts impacts by their probability of success, project activities were expected to result in a total of approximately 12 Mt CO₂ eq emissions reduced and \$2.2 billion leveraged during the lifetime of the investment.

- (f) For energy sector activities, an estimated 36 Mt CO₂ eq emissions will be avoided between 2017 and 2030. This figure considers the implementation of activities in 15 of the 25 studies that were carried out. In the other 10 studies, it was not possible to estimate the emission reduction, due to lack of information or the type of study.
- (g) Investments in ESTs under components 3 and 4 already resulted in new investments. Two IDB projects on the agricultural sector - the first for a \$55 million grant in Haiti with \$20.9 million of co-financing; and another for \$150 million results-based loan for sustainable agroforestry development in the Dominican Republic. The project also worked to secure additional bilateral, public and private resources to support and promote the adoption of proposals and recommendations identified through project activities.

23. In the reporting period, the following studies were finalized on the energy sector:

- (a) Study on low-carbon development for the Chilean cement and steel industries, commissioned by Chile's Energy Ministry;
- (b) Comparative analysis of integral energy solutions for the Andean region of the province of Mendoza (Argentina), which sought to support the local public utility to replace the use of liquid fuels for energy supply;
- (c) Pilot project on energy labeling for the housing sector in Buenos Aires;
- (d) Evaluation of isolated photovoltaic solar systems and their sustainability in rural areas in Colombia;
- (e) Study on electrical co-generation from agro-industrial residual biomass of African palm and rice husk in Ecuador; and
- (f) Energy Outlook for the Galapagos Archipelago, as an input to design of the "Sustainable Energy Transition Action Plan for the Archipelago, 2020-2040".

Lessons

24. In the transport sector, the monograph "Informal and Semi-formal Services in Latin America: An Overview of Public Transportation Reforms" was published, along with a webinar. While the region is well known as the "cradle" of bus rapid transit systems, the prevalent semi-formal transportation services are often overlooked or viewed in a negative light. Many cities have modernized the informal sector by using bus rapid transit as a technical and governance restructuring tool, but outcomes from decades of experience have been mixed, and reforms have often come at a substantial cost. The study proposed alternative approaches to a large-scale reform, including improvements to semi-formal services through mapping, digitization, driver training and other strategies. Improving access to sustainable transport for all residents means also investing in informal services and infrastructure and integrating it with formal services when feasible.

25. Technical assistance activities were the result of thorough interactions with key stakeholders. Country requests were only considered when submitted and supported by one or more national entities, and when aligned with national policies and priorities. Results obtained under the component "Development of National Policy and Institutional Capacities" were the result of an extensive regional dialogue. The involvement of private sector stakeholders enhanced

the development of some activities and increased the possibility of upscaling at the regional and national levels. Conversely, lack of support from governments and key stakeholders could become a major obstacle to ensure technology adoption.

Impact of the COVID-19 Pandemic

26. Due to the pandemic, many activities, such as interviews and meetings, were reorganized and undertaken remotely. Numerous other activities involving field visits and samplings were either canceled or reformatted. From a broader perspective, respective countries' responses to the ongoing health crisis and economic recovery will likely impact short-term policy priorities and decisions regarding the ways to move forward with proposals originated by this project.

Outreach and Awareness-raising Activities

27. IDB continues to work with the communication teams of the project's executing agencies, as well as those from the GEF and the CTCN, to disseminate the project's products and outcomes of events on climate technology transfer across the region. In the reporting period, four publications were released, one of them with an associated blog. Several virtual workshops and webinars were organized to present project results. Below is a list of all the publications that were released by the IDB Library relating to this project. As at March 30, 2021, there were 26,010 unique downloads.

Climate Technology Transfer Mechanisms and Networks in Latin America and the Caribbean

Virtual final events (and links where available)			
Title	Topic	Language	Date
Energía - Mecanismos y Redes de Transferencia de Tecnologías de Cambio Climático en Latinoamérica y el Caribe	Energy	Spanish	3/23/2021
Energy - Climate Technology Transfer Mechanisms and Networks in LAC	Energy	English	3/23/2021
Transporte - Mecanismos y Redes de Transferencia de Tecnologías de Cambio Climático en Latinoamérica y el Caribe	Transport	Spanish	12/2/2020
Transport - Climate Technology Transfer Mechanisms and Networks in LAC	Transport	English	12/2/2020
Monitoreo Forestal - Mecanismos y redes de transferencia de tecnologías de cambio climático en ALC	Forest Monitoring	Spanish	10/21/2020
Forest Monitoring - Climate Technology Transfer Mechanisms and Networks in LAC	Forest Monitoring	English	10/21/2020
Agricultura - Mecanismos y Redes de Transferencia de Tecnologías de Cambio Climático en Latinoamérica y el Caribe	Agriculture	Spanish	11/4/2020
Agriculture - Climate Technology Transfer Mechanisms and Networks in LAC	Agriculture	English	11/4/2020
Informal and Semiformal Services in Latin America: An Overview of Public Transportation Reforms.	Transport	English	11/18/2020
Knowledge products			
Mecanismos y Redes de Transferencia de Tecnologías de Cambio Climático en Latinoamérica y el Caribe: Experiencias en Eficiencia Energética y Energías Renovables	Energy	English/Spanish	3/22/2021
Guía para la estructuración de sistemas de bicicletas compartidas	Transport	Spanish	6/3/2020

Informal and Semi-formal Services in Latin America: An Overview of Public Transportation Reforms	Transport	English	11/10/2020
Estrategia de Diversificación y aumento de la productividad Agropecuaria en el corredor seco de Nicaragua con base en la gestión integral de recurso hídrico	Agriculture	Spanish	6/12/2020
Project Agriculture Sector Web story	Agriculture	English/Spanish	
Forest Monitory project website	Forest Monitoring	Spanish	
Energy sector project website	Energy	Spanish	
Renewable energy and energy efficiency virtual workshops and webinars			
Construcción de los Escenarios de Demanda energética para Galápagos	Workshop	Spanish	6/23/2020
Contribución del sector privado hacia la carbono neutralidad: cemento y siderurgia	Workshop/webinar	Spanish	7/20/2020
Distributed generation framework fiscal policy for Guatemala	Webinar	Spanish	12/8/2020
Pilot Project Housing Labeling in CABA	Workshop/webinar	Spanish	9/17/2020

Collaboration with the CTCN

28. IDB and the CTCN continue to exchange information about initiatives supported in LAC, both on technology transfer and on financial mechanisms. This is done through coordination of the projects, as well as between the two project executing agencies - the Tropical Agricultural Research and Higher Education Center and the Bariloche Foundation - that also serve as the CTCN's knowledge or Consortium partners (fostering collaboration and access to information and knowledge in order to accelerate climate technology transfer in the LAC region).

Pilot Asia-Pacific Climate Technology Network and Finance Center (CTFC)

29. This project was endorsed by the CEO in May 2012, and completed in March 2019, after an extension from the original completion date of December 2018. The TER was delivered at the end of 2020 and is available on the GEF Portal. This was a joint initiative of UNEP and ADB. The project's objective was to pilot a regional approach to facilitating deployment of climate technologies (CCM and CCA) that combines capacity development, enhancement of enabling environment for market transformation, financial investments and investment facilitation. Project components were: i) facilitating a network of national and regional centers, networks, organizations, and initiatives; ii) building or strengthening national and regional technology transfer centers and centers of excellence; iii) design, development and implementation of country-driven EST transfer policies, programs, demonstration projects, and scale-up strategies; iv) integrating climate technology financing needs into national development strategies, plans, and investment priorities; v) catalyzing investments in EST deployment; and vi) establishing a marketplace of owners and users of LCTs to facilitate their transfer. UNEP led interventions to enhance the enabling conditions for climate technology transfer and deployment, and ADB led the financial investment and investment facilitation interventions.

30. The UNEP component of the project supported capacity building of institutions for assessing technology needs for climate change. With the adoption of the Paris Agreement and submission of NDCs, the countries defined their national strategies for addressing climate change. The final focus of the project was on providing technical assistance to partner countries to support them in designing and developing programs to facilitate technology use for NDC implementation.

Countries were supported to work towards developing NDC implementation plans, as well as institutional arrangements for implementation and tracking progress. Coordination among climate change focal points and interactions with stakeholders was also strengthened.

31. The terminal evaluation of this project shared the following insights regarding the project's main achievements and lessons learned:

- (a) Climate technology development, transfer and investment have been mainstreamed into government planning in those countries that received CTFC support and also in ADB operations. China's Hunan Province is a good example: the Government formulated policies and measures to promote LCT investment, supported the establishment of LCT exchange, and promoted low-carbon development of Xiangtan City. ADB operations can be another good example: ADB has set an ambitious climate finance target, and all ADB lending projects are required to consider using innovative low-carbon or climate-resilient technology interventions.
- (b) Capacity building and investment promotion on climate technology should be strengthened together. Institutional capacity building, including policy making and implementation of climate technology, will play a crucial role in promoting climate technology investment - creating market demand for climate technology investment, while investment promotion will play key demonstration role. The CTFC supported both capacity building and investment demonstration.
- (c) The institutions that received CTFC support should have government back-up or should be a part of a business entity to ensure sustained operations after CTFC completion. A registered interim entity to undertake the tasks of promoting climate technology may run high risks, given the lack of business operation experience and lack of ability to make profits.
- (d) Promoting climate technology investment project requires a long timeframe compared to general capacity building or a policy study project. The CTFC original timeframe proved not realistic in practice and should have been designed for a much longer implementation timeframe.
- (e) Substantive joint work needs to be backed up by strong orientation and prioritization, as well as supported by relevant management and supervisory structures, together with incentives and enforcement.
- (f) In a jointly implemented project, it is incumbent on the key partners at the outset to discuss assumptions, clarify positions, align, and channel collective efforts to assure the project's envisaged performance.
- (g) In a jointly implemented endeavor, the absence of independent joint evaluation conducted mid-term and at project closure missed vital opportunities to identify synergies, realign, and together build sustainability for the results and benefits of the intervention.
- (h) Broadly-based regional projects, which by their nature and resourcing opt for breadth over depth, run the risk of designing and delivering activities at an overly superficial level, responding to the need for inclusiveness across countries, risking missing the in-depth assessment and demonstration value from focusing on a few key priority areas.

Pilot African Climate Technology Finance Center and Network

32. This project, implemented by AfDB, was endorsed by the CEO in April 2014 and is under implementation. The project supports the deployment of technologies for both CCM and CCA in Sub-Saharan Africa. CCM activities focus exclusively on the energy sector and are more specifically aligned with the Sustainable Energy for All initiative, whereas CCA activities focus exclusively on the water sector. The project intends to mobilize additional financing, notably from the AfDB-managed instruments, such as the Sustainable Energy Fund for Africa or the African Water Facility. The project components include: (i) enhancing networking and knowledge dissemination with respect to climate technology transfer and finance; (ii) enabling scale-up of technology transfer through policy, institutional and organizational reforms of the enabling environments at the national and regional levels through technical assistance; and (iii) integrating climate change aspects into investment programs and projects. The project submitted the MTR report to the GEF, which was referred to in GEF's report to COP 23.¹⁵⁴ The project was extended for a third time to July 2021 due to delays resulting from the COVID-19 pandemic.

33. As the project is in its final stage, there are few updates to report for this reporting period. There are no CCM-related activities to report as the resources have mostly been disbursed and budgeted since 2019. On CCA-related activities, a series of recruitments have been initiated in the reporting period for a range of assignments, but there were no disbursements to be reported yet. All procurement processes were expected to conclude by May 2021 and first disbursements for these contracts were expected to take place in June 2021.

¹⁵⁴ AfDB, 2016, [African Climate Technology and Finance Center and Network, Mid-term Evaluation](#)

ANNEX 5: NATIONAL CLIMATE TECHNOLOGY ACTIVITIES

This Annex summarizes the status of implementation of the technology transfer pilot projects supported within the framework of the PSP, as requested in the conclusions of SBI 36 agenda item 12. It also includes the information provided by the MTR reports submitted for the pilot projects, as requested in the conclusions of SBI 43 agenda sub-item 10(b). The information in this Annex is based on data provided by relevant GEF Agencies in response to a survey that was carried out by the GEF in April 2021.

Table A5.1: Projects and Programs supported within the framework of the PSP

GEF ID	Country	Agency	Title	GEF PSP funding (\$ million) ^a	Total GEF funding (\$ million) ^a	Co- financing (\$ million)	Status of project
Ongoing projects							
4132	Mexico	IDB	<i>Promotion and Development of Local Wind Technologies in Mexico</i>	3.0	5.5	33.7 ^c	The project was endorsed by the CEO in December 2011 and is under implementation.
4071	Côte d'Ivoire	AfDB	<i>Construction of 1000 Tonne-per-day Municipal Solid Waste Composting Unit in Akouedo Abidjan</i>	3.0	3.0	36.9 ^c	This project was endorsed by the CEO in October 2013 and is under implementation.
4682	Colombia, Eswatini, Kenya	UNEP	<i>SolarChill: Commercialization and Transfer</i>	2.8	3.0	8.0 ^b	This project was endorsed by the CEO in February 2014 and is under implementation.
Completed projects							
4042	Cambodia	UNIDO	<i>Climate Change-related Technology Transfer for Cambodia: Using Agricultural Residue Biomass for Sustainable Energy Solutions</i>	1.9	1.9	4.6 ^c	The project was endorsed by the CEO in May 2012 and completed in December 2018.
4055	Senegal	UNDP	<i>Typha-based Thermal Insulation Material Production in Senegal</i>	2.3	2.3	5.6 ^c	The project was endorsed by the CEO in August 2012 and completed in May 2019.
4129	China	World Bank	<i>Green Truck Demonstration Project</i>	3.0	4.9	9.8 ^c	The project was endorsed by the CEO in March 2011 and completed in December 2015.

GEF ID	Country	Agency	Title	GEF PSP funding (\$ million) ^a	Total GEF funding (\$ million) ^a	Co-financing (\$ million)	Status of project
4136	Chile	IDB	<i>Promotion and Development of Local Solar Technologies in Chile</i>	3.0	3.0	31.8 ^c	The project was endorsed by the CEO in June 2012 and completed in August 2020.
4037	Thailand	UNIDO	<i>Overcoming Policy, Market and Technological Barriers to Support Technological Innovation and South-South Technology Transfer: The Pilot Case of Ethanol Production from Cassava</i>	3.0	3.0	31.6 ^c	The project was endorsed by the CEO in March 2012 and completed in May 2019.
4036	Jordan	IFAD	<i>Dutyion Root Hydration System (DRHS) Irrigation Technology Pilot Project to Face Climate Change Impact</i>	2.4	2.4	5.5 ^c	The project was endorsed by the CEO in August 2011 and completed in June 2018.
3541	Russian Federation	UNIDO	<i>Phase-out of HCFCs and Promotion of HFC-free Energy Efficient Refrigeration and Air-Conditioning Systems in the Russian Federation through Technology Transfer</i>	3.0	20.0	40.0 ^c	The project was endorsed by the CEO in August 2010 and completed in 2016.
4114	Sri Lanka	UNIDO	<i>Bamboo Processing for Sri Lanka</i>	2.7	2.7	21.3 ^c	The project was endorsed by the CEO in April 2012 and completed in March 2021.
Canceled projects							
4040	Brazil	UNDP	<i>Renewable CO₂ Capture and Storage from Sugar Fermentation Industry in Sao Paulo State</i>	3.0	3.0	7.7 ^b	The project was cancelled in February 2012 upon request from the Agency. The project preparation identified investment costs far higher than initially expected, exceeding the available financing.
4032	Cook Islands, Turkey	UNIDO	<i>Realizing Hydrogen Energy Installations on Small Island through Technology Cooperation</i>	3.0	3.0	3.5 ^b	The project was cancelled in March 2012 upon request from the Agency, following changes in the concerned government's priorities.

GEF ID	Country	Agency	Title	GEF PSP funding (\$ million) ^a	Total GEF funding (\$ million) ^a	Co- financing (\$ million)	Status of project
4060	Jamaica	UNDP	<i>Introduction of Renewable Wave Energy Technologies for the Generation of Electric Power in Small Coastal Communities</i>	0.8	0.8	1.4 ^b	The project was cancelled in October 2011 upon request from the Agency.
Total				36.9	58.6	241.4	
Total (cancelled projects excluded)				30.1	51.6	228.8	

^a Includes PPGs and Agency fees.

^b Co-financing amount at the approval by the GEF Council.

^c Co-financing amount at the endorsement by the CEO.

Ongoing Projects

Mexico: Promotion and Development of Local Wind Technologies in Mexico

1. This project was approved by IDB and its implementation started in May 2013, following the endorsement by the CEO in December 2011. The project includes the following components: (i) design and specification of the wind turbine components of the Mexican Wind Machine (MEM) project; (ii) procurement, manufacturing and assembly of the components of the MEM project; (iii) construction, start, and operational testing of the wind turbine of the MEM project; and (iv) capacity building and institutional strengthening to promote wind power market through distributed generation by small power producers. As at June 30, 2021, this project is under implementation. Its completion deadline has been extended twice from its original end date of February 2017 (the second extension was due to the COVID-19 pandemic), and it is expected to be completed in November 2021.

Status Update

2. The executing agency (National Institute of Electricity and Clean Energy - INEEL) has delivered PIRs on an annual basis since the start of the project's execution in 2013. The most recent PIR was delivered in 2020. As at March 2021, 69.9 percent of project funds have been disbursed and 30.1 percent of the remaining budget were committed.

3. In the reporting period, the executing agency mainly focused on completing the milestones related to the blade manufacturing of the wind turbine. This is the last product committed to be delivered with the grant resources.

4. The project reached an important milestone by completing the aerodynamic, structural and aeroelastic design that defines the production line for the blade manufacturing. The design of the master plan was also completed in December 2019, its manufacture started in January 2020 and is expected to be completed in July 2020. Final blueprints of the blades were also completed, which allowed for the list of needed materials to be identified and the design of the blades was carried out with criteria at a world-class certification level.

5. As reported in FY20, INEEL proposed a new workplan to IDB, which included a milestone to complete at least one of the blades in 2020. Due to the COVID-19 pandemic, 2020 milestones were delayed.

6. In October 2020, the Government of Mexico terminated 109 local trust funds, one of which was CONACYT-SENER Energy Sustainability Fund, which was providing counterpart financing to this project amounting to \$13.6. Out of the originally committed amount, 47.4 percent was already disbursed, and 52.6 percent will no longer be disbursed. As a result of this, INEEL confirmed that the 1.2MW wind turbine prototype will not be completed and installed at the Regional Wind Technology Center as originally planned. However, the specific objective of building local capacities and the development of value chains in the manufacturing of wind turbine components was achieved, as specialized trainings were delivered, along with the participation of the private sector in the design and manufacturing of the main components of the wind turbine.

7. INEEL's General Director and other authorities involved in the project, with the support of General Directors of the Center for Industrial Engineering and Industrial Development (CIDESI) and the Mexican Advanced Technology Center (CIATEQ), expressed their high commitment to the

project supported by the GEF and the project's value for the country in the development of human capital, as well as in the creation of value chains for the local manufacturing of wind turbine components.

8. INEEL has confirmed to IDB that it is committed to manufacture at least two blades in 2021. The blades will be used to perform destructive and dynamic tests that will provide valuable information on the design and manufacturing process. For blade 00, destructive tests will be done to detect infusion problems, while for blade 01, dynamic tests will provide resistance information on the structure and will deliver the calculation method.

Technology Transfer

9. CIDESI reported progress in the structural design of different components of the blades, such as pressure and suction side molds, root mold, leading and outlet edge molds and stringer molds. There was also progress in the documentation required for the design certification process. They will be useful for the next steps of manufacturing, testing and documentation.

10. CIDESI and CIATEQ also completed the design and construction of 19 key instruments required for the preparation of the blade mold. CIATEQ completed the technical risk reduction testing for the manufacture of a six-meter-long blade and for one of the 18 sections of the master model. In the course of these activities, key aspects were tested, such as paste selection and placement methods, structure alignment methods and numerical control machining processes.

11. The following activities are ongoing: i) development of documentation that allows INEEL to continue with the blade design certification and the atmospheric discharge protection system; ii) development of a set of blueprints for manufacturing the first blade; iii) instrument manufacturing for blade rolling and transportation; and iv) manufacturing processes for different blade components.

Impacts of the COVID-19 Pandemic

12. On March 30, 2020, the Mexican Government declared a national emergency due to the COVID-19 pandemic. Immediate suspension of all non-essential activities that followed limited the capacity of the INEEL-CIATEQ-CIDESI personnel to work *in-situ* on the manufacturing of the blades. This announcement impacted the project execution as follows:

- (a) Those considered as high risk were not allowed to be in work centers. In CIATEQ, 40 percent of the most experienced workers associated with this project belong to vulnerable groups. As a result, new and younger staff were recruited and trained;
- (b) There were delays in the provision of some key materials and equipment by suppliers. In the pandemic's peak period, specialized materials and equipment were put on hold by suppliers. In 2021, deliveries are still delayed and, in many cases, it is becoming more challenging to find suppliers that can meet technical requirements, delivery times, guarantees and bond conditions, which is resulting in longer procurement processes and, in other cases, is limiting purchases to only one supplier.
- (c) Engineering works for construction of a manufacturing site at the Regional Wind Technology Center (CERTE) have also been affected in 2020 and 2021. The

construction delays not only limited the manufacturing of the wind blades, but also the construction of the reaction block that will be used to carry out the testing of blades for future certification. The manufacturing of the blades is carried out at CIATEQ's facility located in Queretaro City, about 1,000 km away from CERTE, adding to transportation costs and transit times.

13. In 2020, no new capacity-building or awareness-raising activities were carried out, due to the COVID-19 pandemic. Among the postponed activities were two technical training workshops - one related to blades manufacturing, including cutting and laying fiberglass fabrics; resin and adhesives mixing and placing for the infusion process; and another related to other manufacturing processes. These workshops will be held between July and September 2021, depending on how the pandemic continues to develop.

Outreach and Public-awareness Activities

14. The project carried out several workshops on aspects of blade design and manufacturing in 2019. The last one was in Queretaro at the facilities of CIATEQ, where specialists conducted trainings on the use of resins and composite materials. Local engineers, technicians and students participated in this workshop.

15. In collaboration with IDB, a video was prepared to share key project outcomes¹⁵⁵ as well as a publication "How to Join the Wind Sector Value Chain in Mexico".¹⁵⁶

Lessons and Conclusions

16. Beyond the physical construction of the wind turbine, the project has also contributed to the development of local skills and knowledge as well as facilitated the transfer of technologies, methods and experiences between public and private stakeholders. The final report, the remaining PIRs and the TER will gather main experiences, including political, regulatory, local contractual, suppliers and procurement challenges faced in the project's lifetime, which will provide a perspective for a better understanding of the challenges faced when introducing new technologies in the LAC region.

17. An additional lesson for executing agencies in similar forthcoming projects with a substantial research and development element is that they need to adopt different planning mechanisms. This is because projects of this nature have a different life cycle and timeline than traditional infrastructure projects usually carried out in collaboration with multilateral organizations.

Colombia, Eswatini, Kenya: *SolarChill: Commercialization and Transfer*

18. This project was initially approved with the World Bank as the GEF Agency. However, the World Bank withdrew from the project in 2010. The project was then re-submitted by UNEP with the addition of Eswatini (formerly Swaziland). The project was endorsed by the CEO in February 2014. After two years of discussion and planning, and a new GEF Agency, the project started implementation in July 2016. The project includes the following components: (i) procure and install 200 SolarChill A units in three countries; (ii) laboratory testing of prototypes, procurement, and field testing of 15 SolarChill B units in each of the three countries; and (iii) information

¹⁵⁵ <https://app.box.com/s/j07je5vxi1hrzeic2qfclte1gmvkod3b>

¹⁵⁶ <https://publications.iadb.org/es/infraestructura-para-el-desarrollo-vol-4-no-1-como-integrarse-la-cadena-de-valor-de-la-industria>

dissemination and technology transfer. The project was extended twice from its original completion date of December 2018. As at June 30, 2021, the project is under implementation, and is expected to be completed in September 2021, with reporting expected to conclude by October 31, 2021.

Status Update

19. The project has submitted four PIRs, and the PIR for 2020-2021 is pending. Almost 90 percent of the GEF grant has been disbursed and utilized - the total amount disbursed is \$2,438,088.98. Detailed expense reports both in terms of quarterly reports as well as annual reports are submitted to both the GEF and UNEP.

20. The project objectives are being achieved albeit with significant delays from the original timeline. Delays have been caused by: i) constraints faced at the field level; ii) procurement problems due to negotiation delays with governments (delays in signing memorandums of understanding (MoUs)); and iii) shipping and custom clearance issues of SolarChill A Units. The COVID-19 pandemic has exacerbated these delays. SolarChill B also experienced delays due to procurement delays, shipping of incomplete units, and custom clearance delays due to lack of proper documents not supplied by a manufacturer (Leff).

21. The project has faced several challenges:

- (a) In Colombia, it was expected that technology transfer could mainly be done by reverse-engineering. Due to missing documents, the import of reference solar chill units was delayed, and manufacturers started working on the first prototypes. As the technology for most of them was new, many iterations were needed during the development process.
- (b) The Eswatini manufacturer, Palfridge (The Fridge Factory), encountered various technical problems while testing their pre-serial unit under World Health Organization (WHO) standards and conditions.

22. Additionally, the field monitoring report that includes data and analysis of SolarChill B units has not been completed yet, due to delays in installation and interruptions in field monitoring. The project has not made much progress since February 2020, which has impacted several other project deliverables and the overall project timeline. As a result, apart from revised timelines, the budget and its allocation to different workstreams were under reconsideration as well.

23. Numerous delays and setbacks have resulted in revised timelines, workplans and budgets, with September 30, 2021 as the new project completion date. Major project deliverables were also impacted and were at risk for partial completion only if the project had not been extended. In particular, the following activities will now be undertaken and are expected to be completed by September 2021:

- (a) WHO certification of SolarChill-A vaccine cooler from Palfridge;
- (b) Sufficient field testing, data collection and monitoring of SolarChill B;
- (c) Completion of technology transfer activities of SolarChill B to manufacturers in Colombia and Eswatini;
- (d) SolarChill A serial production at Palfridge,

- (e) Installation and field testing of Palfridge fridges; and
- (f) Outreach, sharing and dissemination of information with manufacturers to improve fridge quality and design in light of results of field tests.

Technology transfer

24. Progress made on outreach and the transfer of technology have been the highlights of the project. It has successfully installed 113 SolarChill A Vaccine Coolers at different locations in three project countries (37 in Colombia, 40 in Eswatini and 36 in Kenya). The SolarChill B Food Refrigerators have also been installed in these three countries (ten in Colombia, 15 in Eswatini and 13 in Kenya) and are monitored regularly.

25. The SolarChill Vaccine Coolers are continuously monitored, although some of the units malfunctioned and data collection was interrupted. Analysis of data from SolarChill A was completed by the Danish Technical Institute (DTI) and a preliminary analysis of SolarChill B was also completed. Findings were shared in update meetings.

26. Solar Direct Drive vaccine coolers and food refrigerators are currently also tested and monitored. The units are solar-powered and lead storage battery free. They use natural refrigerants, such as hydrocarbons, and bypass the use of hydrofluorocarbon refrigerants (HFCs) or insulation foam blowing agents (HCFCs). The units are energy efficient and emit zero CO₂ emissions. A key deliverable is that a field test of SolarChill vaccine coolers (SolarChill A) and food refrigerators (SolarChill B) will be undertaken, and the technology will be promoted following the field test results.

27. Three Colombian manufacturers developed three different SolarChill prototypes through the technical guidance and advice provided by this project. All three started to test their prototypes internally, and once testing is completed, the units will be donated to the project for further field testing. The intention is to submit the SolarChill Vaccine Cooler prototype from Palfridge (The Fridge Factory) for WHO prequalification testing as soon as the unit passes internal laboratory testing.

Impacts of the COVID-19 Pandemic

28. The COVID-19 pandemic has exacerbated existing project delays. In Eswatini, at the Palfridge factory, the regular internal laboratory testing of the vaccine cooler could not take place due to two major reasons (irregular electric supply and the COVID-19 pandemic lockdown).

29. Since the outbreak of the pandemic, any work in the field with governmental or non-governmental partners has been extremely challenging due to restrictions on movement. This impacted project implementation, particularly laboratory testing of the SolarChill A unit at Palfridge and the WHO performance, quality and safety testing, as well as the serial production of that unit.

Outreach and Public-awareness Activities

30. The project website¹⁵⁷ is updated on a regular basis. Most of the materials developed (Guidelines to Manufacture SolarChill Fridge Technology and all training material for installations and repair) are available on the website in three languages. All training materials were also

¹⁵⁷ <http://www.solarchill.org/>

disseminated to country managers as well as any known clients and partners of the Consortium.

31. The SolarChill Consortium participated in various webinars organized by other agencies and shared the achievements of the SolarChill project. As a result of this, at least two agencies are discussing how to make SolarChill more widely available. A Swiss organization is also evaluating how the SolarChill technology may be useful in addressing the current global health crisis.

32. The project is considering launching a promotional campaign for market uptake of SolarChill A and B, once the final field monitoring data report is published.

Lessons

33. The COVID-19 pandemic has exacerbated global and regional inequalities. It is estimated that 1.3 billion people around the world lack access to electricity and many more lack access to reliable power supply. Delivering and administering COVID-19 vaccines to regions without adequate electricity is much more challenging than in industrialized regions. SolarChill vaccine coolers are well positioned to play a strategic role in ensuring the delivery of COVID-19 vaccines to regions that lack reliable electricity. There is an opportunity to explore the potential for an accelerated SolarChill procurement and installation program in those regions. SolarChill technology could play a pivotal role in extending the COVID-19 vaccine cold-chain.

34. Large-scale testing and promotion of the SolarChill A technology has proven to be very important for further design improvements and cost reduction. Continued testing and monitoring of SolarChill A units is relevant for validating claims made by manufacturers. The global market seems to have embraced the technology over the past ten years - there are currently approximately 100,000 SolarChill A vaccine coolers installed around the world. It is anticipated that the COVID-19 pandemic could actually increase the market uptake for off-grid regions in developing countries. This proves the added value of SolarChill technology in comparison to earlier generations of vaccine coolers. Increasingly, ministries of health in developing countries prefer SolarChill units for their vaccine coolers.

35. SolarChill B food refrigerators are also commercialized, as more people are interested in these refrigerators for use at home and at kiosks. Through interviews conducted with SolarChill B beneficiaries, it is clear that, in developing markets, sales of fast-moving food products can be significantly increased when operating SolarChill B units to cool beverages and packaged food. A lack of an adequate cold chain for food preservation results in the waste of 200 million tons of food each year in developing markets and this is where SC-B could gain market access.

36. The SolarChill project aims to encourage manufacturers worldwide (particularly in developing countries) to produce SolarChill products. It is expected that with the economy of scale, the cost of units will decrease. Manufacturers will be encouraged to produce SolarChill refrigerators if sufficient demand is demonstrated. In this regard, project proponents are seeking the support of a broad coalition of stakeholders that are engaged in matters relating to health, nutrition and hunger, and food security. Palfridge units from Eswatini have shown that there is a potential for price reduction. Additionally, in-country production of both SolarChill A and SolarChill B will reduce transportation costs, both in the case of South America and Africa (Colombia and Eswatini), leading to lower overall costs.

Côte d'Ivoire: Construction of 1,000 Ton per Day Municipal Solid Waste Composting Unit in Akouedo, Abidjan

37. This project was endorsed by the CEO in October 2013. After several years of delay, the project conducted activities relating to studies and environmental impact assessment, finalized project preparation, and implementation was started in November 2016. The project includes the following components: (i) sustainable integrated municipal solid waste (MSW) management framework for Abidjan; (ii) improvement of the door-to-door MSW collection system and installation of a sustainable information system; (iii) construction of a turnkey project for the MSW treatment and industrial composting unit; and (iv) technology transfer, capacity building and dissemination, transfer of technical and financial know-how, prefeasibility and pilot testing activities. The project suffered substantial delays, with the official start of the investment activities only in 2017. The project was extended twice, with an expected completion date of December 31, 2022.

Status Update

38. The project submitted four PIRs to the GEF, with the most recent submitted in FY20. As at June 30, 2021, only \$106,434 of the GEF grant has been disbursed.

39. The Government of Côte d'Ivoire decided to close the Akouédo composting site, after negative media coverage of the site relating to controversies about illegal dumping and widespread health concerns. The site will be converted into an urban park. The Government requested the relocation of the site to a new landfill in Bonoua. In order to avoid problems like those encountered on the Akouédo landfill, this composting plant will undertake a thorough environmental and social impact assessment, which will be submitted to the AfDB prior to the implementation of any activities. Additionally, in accordance with applicable policies, the Bank expects to receive complementary information such as: (i) the updated feasibility study on the Bonoua site, including the development of the new site and the potential waste to be treated at this site, (ii) the project implementation schedule at the new Bonoua site; (iii) the waste management strategy, and (iv) detailed implementation studies of the composting.

40. There were significant delays in project implementation due to difficulties in fulfilling disbursement clauses, the relocation of the site, as well as protracted procurement factors. However, most of procurement activities are on track and activities are implemented, while others are at the final stage of procurement (contract signing).

Impacts of the COVID-19 Pandemic

41. The COVID-19 pandemic has impacted project implementation as the AfDB still cannot plan site visits due to lockdown measures that started on March 18, 2020. This resulted in the slowdown of project activities and delays in procurement, as bidders could not travel due to travel restrictions and consultants could not gather data.

42. Most of project activities were taking place and being monitored through video conference and the project management unit has been instrumental in data collection for consultants.

Lessons

43. So far, the site relocation due to the Government's decision to close the Akouédo composting site has been the main source of delays in lessons learned from this project along with substantial delays in procurement. It is expected that extensive lessons could be generated, captured and reported once the activities are initiated at the new Bonoua site.

Completed projects

Sri Lanka: Bamboo Processing for Sri Lanka

44. This project by UNIDO was endorsed by the CEO in April 2012 and started implementation in September 2012. The project included the following components: (i) policy framework; (ii) bamboo tissue production; (iii) plantation establishment; (iv) plantation operation; and (v) bamboo processing equipment. The project was initially expected to be completed in May 2019, but was extended twice, with the final project completion date of March 31, 2021. The terminal evaluation will be delivered by the end of 2021.

Status Update

45. Eight PIRs were submitted to the GEF, while a progress report was submitted to the Steering Committee every six months. As at April 7, 2021, a total of \$2,314,173 have been disbursed, which is 98 percent of project financing (\$2,355,000). All machinery was imported from India for the production of bamboo glue laminated boards, straw and charcoal. The technology and tools to craft bamboo were also supplied from India, as well as training on methods, knowledge and skills.

Technology Transfer

46. The following technology transfer-related updates can be reported:

- (a) Changes to regulations were introduced to facilitate bamboo harvesting and transportation under the condition that the project plantation is part of a five-year management plan.
- (b) Walpita Farm, under the Ministry of Agriculture, received training and tools to continue producing bamboo species.
- (c) An estimated 57 ha were planted by the project and bamboo plants were distributed on 25 ha of this land. Elpitiya Plantation set a target to plant 50,000 bamboo seedlings on 250 ha of land by 2025.
- (d) The Bamboo Training Center, hosted by the Sri Lanka Industrial Development Board (IDB), was opened and inaugurated by the Minister of Commerce and Industry. The Center has three staff who will assist in delivering trainings. The Center has a processing unit for glue-laminated boards.
- (e) A company trained by this project is producing bamboo glue-laminated boards and initiated contracts with construction companies.
- (f) Through the support of this project, another company is producing and selling bamboo straws.
- (g) Eleven handcrafters were equipped with small tools and trained to produce a new collection of bamboo furniture and home decoration developed by this

project to target the European market. Four handicrafters were selected as the best and received bamboo poles to produce samples of the collection, which will be sent to COIN Casa, a home goods company in Italy. A state-owned company, Laksala, is expected to take over trade facilitation for these handicrafters.

- (h) Another private company has received the equipment to produce 2,500 tons of bamboo charcoal briquettes per year.

Impacts of the COVID-19 Pandemic

47. In 2020, stakeholder engagement was extremely difficult. Lockdown, combined with the challenges related to information and communication technology and connectivity, limited the exchanges with the Government partners. The delivery and installment of imported equipment was stalled for months because of COVID-19 pandemic measures and deliveries of bamboo poles were delayed. The Steering Committee meetings were not held. In an attempt to continue to disseminate knowledge during the pandemic, all training manuals were put on video and posted on the project website.

Outreach and Public-awareness Activities

48. The project regularly updates its website and social media pages, which is managed by the Sri Lanka Industrial Development Board's Bamboo Training Center.¹⁵⁸

49. Additionally, a website specifically for the handicraft/furniture collection will be launched.

50. Training manuals on how to select, plant and manage bamboo were published in English and Sinhalese and a short video was produced. They are available on the project's website.

51. Two forums were organized, on: i) bamboo as a source of biomass, and ii) bamboo plantation. These forums promoted the use of bamboo as not only value addition but also as a source of energy.

Lessons

52. The commitment of the Government of Sri Lanka to the development of the bamboo industry has been a key factor for the success of this project. In addition, starting a new industry like bamboo takes time and has to be done gradually. It is not possible to start the industry and directly target the most sophisticated markets, in this case, the floor market, because the supply chain is not in place in and the workforce skills are limited, making it difficult for a newcomer to compete in the market.

53. Another challenge not related to the pandemic was engaging the private sector. The project aims to develop and support the uptake of bamboo processing; however, the Government does not directly support the private sector. The private sector views bamboo as a risky investment and is reluctant to invest without cash incentives. This project addresses this challenge by subsidizing the relevant machinery, but the Bamboo Training Center remains the owner of all machinery that is distributed to SMEs.

¹⁵⁸ Website <http://lankaboo.org/>, Facebook page <https://www.facebook.com/lankaboo.org/?ref=bookmarks>, Instagram profile <https://www.instagram.com/lankabooofficial/>

Chile: Promotion and Development of Local Solar Technologies in Chile

54. This project, implemented by IDB, was endorsed by the CEO in June 2012 and started implementation in September 2013. The project started to disburse resources in March 2014. The project includes the following components: (i) technology transfer and capacity building for solar technology; (ii) development of demonstration projects using solar power; and (iii) design of incentives and financial mechanisms to promote solar power. This project was completed in August 2020, after an extension from its original completion date of May 2018.

Status Update

55. The IDB submitted four PIRs, with the most recent in 2018, but information regarding this project's implementation progress for 2019 was submitted to the GEF Secretariat as well. As at June 2020, total disbursement rate was 98.5 percent.

56. Several studies were developed, and project activities were progressing, however, the social unrest in Chile, which started on October 18, 2019 and continued until February 2020, limited the mobility and provision of services. Prolonged protests negatively impacted micro and small businesses, even forcing many to close. This was followed by the COVID-19 pandemic. This has delayed the implementation of all project activities.

57. Below is list of activities that were contracted, but not operational:

- (a) Evaluation of the Public Solar Roof Program;
- (b) Analysis of international trends of thermal solar heaters and profiles and formative plan proposal for installers and operator technicians;
- (c) Professional technical training qualification framework for the energy sector;
- (d) Consultancy for design of a strategy for development and penetration of the heating and cooling renewable technologies;
- (e) Projection of distributed generation for residential, commercial and industrial sector in Chile;
- (f) Alternatives for treatment of photovoltaic modules after useful life;
- (g) Thermal solar heaters price index;
- (h) App for energy information exploring with augmented reality;
- (i) Update of the Regulatory Tool Calculation Motor for Verification of Solar Fraction in Thermal Solar Systems.

Technology Transfer

58. The social unrest experienced in Chile in 2019 and the COVID-19 pandemic delayed the progress of some activities listed below, so there are no additional output updates for FY21. After May 2020, only the activities funded with counterpart resources were carried out.

59. Notable achievements include:

- (a) A new series of distributed generation seminars were delivered from November 2019 to January 2020 in different regions.

- (b) Through the framework of the Law 20.571, distributed generation with photovoltaic technology was promoted with affordable prices and reasonable standards. The amendment of Law 21.118 enabled an increase in the installed capacity allowed for a system at 300 kW. The installed capacity reached 46.3 MW at March 2020. On the other hand, through Law 20.897 (that reforms Law 20.365 approved on May 2, 2016), more than 100,000 households with photovoltaic and concentrating solar thermal systems were installed.
- (c) Through the Public Solar Roof Program, 300 kilowatt peak (kWp) of photovoltaic systems were installed in public facilities; Teletón Calama (40 kWp); Teletón Santiago (70 kWp); Teletón Copiapó (40 kWp); Teletón Arica (25 kWp); Teletón Iquique (25 kWp); Teletón Talca (Maule) (20 kWp); Escuela Gabriela Mistral from Tocopilla (20 kWp); and Liceo de Lo Prado (60 kWp).
- (d) The Photovoltaic Training Program instated for electric technical schools was a notable achievement, because it developed capacities at regional and local levels (out of Santiago, the capital and main city of Chile). The Training Program complemented a traditional electric instruction in professional and technical schools, generating high interest from local students. Graduated students will have the potential to start their own business on the design, operation and maintenance of small-scale photovoltaic systems.
- (e) Projection of solar distributed generation for the residential, commercial and industrial sectors in Chile was developed using counterpart funding.
- (f) A program for the treatment of photovoltaic modules after their life cycle was introduced and completed in August 2020. The last payment was made with the budget from the Ministry of Energy.
- (g) An evaluation of the Public Solar Roof Program was conducted in December 2020. Several payments were made with budget from the Ministry of Energy.
- (h) A framework for professional/technical training qualifications for the energy section was delivered in December 2020.
- (i) An analysis of international trends of thermal solar heaters was conducted and formative plan proposal for installers and operator technicians was developed. It will be carried out with budget from the Ministry of Energy later in 2021.

Impacts of the COVID-19 Pandemic

60. The COVID-19 pandemic started in Chile at the end of February 2020, which was the time most of the project's final activities were scheduled for. Administrative and legal processes started experiencing delays to due to mobility constraints. This followed a period of social unrest in Chile that came to an end when the COVID-19 pandemic started in March 2020. As a result, significant delays in project activities were experienced.

Jordan: Dutyion Root Hydration System Irrigation Technology Pilot Project to Face Climate Change Impact

61. This CCA project by IFAD sought to reduce the vulnerability of irrigated agriculture to climate change by testing innovative and efficient water-use technologies. The project was endorsed by

the CEO in May 2011 and completed in June 2018. The project was re-designed, as initial field trials carried out during the project inception showed that the proposed technologies did not perform as expected under the local conditions. After the minor amendments to the planned technologies, the project started in January 2014. The project included the following components: (i) pilot Dutyion Root Hydration System (DRHS) technology for efficient water use; and (ii) targeted training on the installation/use of the system. IFAD provided the MTR to the GEF, which subsequently shared it with the UNFCCC Secretariat, and the terminal evaluation was submitted to the GEF in August 2019.

Observations and Lessons from the Terminal Evaluation

62. The most notable successes of the project were:

- (a) Work on technology innovation developed by some contractors, who made considerable improvements of the hydroponic equipment (e.g., increasing the height of the greenhouse by 0.7 meters and changing the position of the windows for a better ventilation and less time to get rid of hot air; substituting all the welding joints by a special galvanized coupling in thickness of 5 mm to connect the joint parts of the greenhouse with galvanized screws and bolts) and the solar desalination system (e.g., solar desalination improvement with fewer solar panels and minimal number or no batteries to help reduce equipment and maintenance costs, long-lasting aluminum structure resistant to winds up to 145 km/hour, and improved desalination equipment providing higher water purity and higher quantities per hour, which makes the solar desalination system one of the largest in Jordan);
- (b) Despite not being accessible to the poorest farmers, the new equipment yielded promising results in terms of the preliminary environmental and socio-economic benefits. However, the biggest challenge faced by the beneficiaries was the lack of continued assistance from experts and service providers to allow them to adopt sustainable agricultural practices and make appropriate use of the new technologies; and
- (c) Constant interaction among partners led to the no-interest loans for purchasing the equipment supported by the project.

63. The most serious shortcomings were:

- (a) Difficulty and/or inability to reach the target group - poor smallholder farmers, with special focus on women-headed households - due to the high cost of the equipment;
- (b) Considerable project delays preventing the completion of most project activities and outputs, and the generation of concrete results from the use of most of the equipment by the beneficiaries, who did not have time to use it in agricultural production within the timeframe of the project;
- (c) Absence of planning tools (e.g. theory of change model, monitoring and evaluation plan, procurement plan) that prevented an effective implementation and adaptive management of the project;

- (d) Limited supply of continued international technical assistance that would have been critical to ensure that National Centre for Agricultural Research and Extension (NCARE) staff, service providers and beneficiaries get the necessary understanding and capacity to apply climate-resilient agronomic systems and techniques and effectively adopt the new technologies;
- (e) Insufficient capacity of NCARE staff to effectively implement the project;
- (f) Limited partnership development with other relevant stakeholders in Jordan that are active in the development and use of similar technologies; and
- (g) Lack of strategic decision to anticipate activities to create enabling conditions (e.g. transfer of know-how and awareness raising through training and learning tours) that would have been possible through partnerships. These are the critical areas that IFAD and the executing agency will need to pay most attention to in the follow-up of the project.

64. As the project is completed, key success stories relate to long- and medium-term yield increases and cost-savings reported by participating farmers, as well as increased participation of smallholders over time, once results were demonstrated. This is significant in a country like Jordan, where water scarcity is a limiting factor negatively impacting productivity and income generation for smallholders. The project also succeeded in offering different technologies that are specifically suitable for different crops and landscape characteristics of Jordan, which has high replication potential for scaling-up across the country and eventually the region.

Cambodia: Climate Change-related Technology Transfer for Cambodia: Using Agricultural Residue Biomass for Sustainable Energy Solutions

65. This project, implemented by UNIDO, was endorsed by the CEO in May 2012, extended from its original completion date of May 2016 and completed in December 2018. The project included the following components: (i) technology transfer and implementation of three pilot plants; (ii) capacity-building and development of tools for technology adaptation and transfer; (iii) strengthening of institutional framework for technology transfer; (iv) upscaling of biomass fueled technologies in Cambodia; and (e) policies, regulations and mechanism to promote sustainable renewable energy generation.

66. Seven PIRs were submitted, one for each year of implementation from 2013 to 2019, with the most recent submitted to the GEF Secretariat in September 2019. The terminal evaluation was completed in July 2019 and shared with relevant stakeholders.¹⁵⁹

Observations and Lessons from the Terminal Evaluation

67. The goal of this project was to demonstrate the viability of using biomass for energy purposes in small and medium-sized industrial facilities, particularly in agro-industrial facilities. This goal was in line with Cambodia's national priorities for energy development. The approach to achieve this goal was to support a technology transfer process between technology suppliers and end-user companies in order to establish commercial pilot plants. This was a very complex task, since the regulatory framework for supporting this kind of independent power producers was inadequate, the financial system was weak, and local technical resources were very limited.

¹⁵⁹ UNIDO, 2018, Terminal Evaluation: [Climate Change-related Technology Transfer for Cambodia: Using Agricultural Residue Biomass for Sustainable Energy Solutions](#)

Furthermore, the small scale of the power facility made the design of a technologically and economically feasible solution very difficult. The above-mentioned circumstances, insufficiencies in the project design, and some project management failures - despite the efforts of the project management unit - led to an unsatisfactory performance of the project.

68. In addition to design insufficiencies, the project was not able to identify a local supplier to support the new technology to be transferred. Subsequently, the bidding process had to take place through international bidding process, and finding international bidders was not easy. Many suppliers were not interested in a new market, while others were too expensive, and the entire process was very time-consuming. The project management unit had to support the procurement process intensively, as the local factory was not able to communicate technical details in English.

69. Although the project was operationally completed by UNIDO in December 2018, two contracts remained open. One of them was a contract with AMRU Rice (Cambodia) Co., Ltd for development of co-generation technology, which was terminated on November 30, 2019 as the company could not find co-financing to realize the investment. The project sought support from different financial institutions, such as the Private Financing Advisory Network (PFAN). However, after rigorously reviewing AMRU's proposal, PFAN confirmed the unlikelihood of providing loans to AMRU. In the end, AMRU could not secure a low-interest loan to purchase co-generation biomass technology and withdrew from the contract with UNIDO. The other contract was with the National Productivity Centre of Cambodia (NPCC) aiming at the dissemination of the results of the pilot plant as well as the achievements of the project. However, since the pilot plant was not implemented at the factory, the contract with NPCC was terminated.

70. Lessons include:

- (a) Outputs related to commercial pilot plants are critical in designing technology transfer projects. Objective but in-depth considerations regarding existing conditions (policy, legislative, etc.) for specific technology transfer actions should be provided. Special attention should be paid to time and financial resource limitations - considerations which should decide the scope of the output.
- (b) Designing outputs focused on improving policy framework should be limited to promoting change, but not to affecting actual change of regulations in the project implementation period.
- (c) Outputs aimed at private sector involvement in technology transfer should be carefully formulated, taking into consideration real needs, expectations and business orientation.
- (d) Training and awareness-raising activities should receive maximum attention due to their importance for developing an enabling environment for the technology transfer process.

71. One serious implementation problem was the decision to initiate some output activities only after achieving certain progress in implementing the pilot projects. The delay in carrying out capacity-building actions prevented the formulation of a comprehensive training program for the relevant actors in the technology transfer process for biomass-based energy technologies, as well as the creation of a pool of trained specialists for promoting biomass-based energy projects. Likewise, it prevented training benefits and awareness-raising actions from contributing to project progress. The same happened with output activities of the outcome related to policy framework,

which were planned for the final stage of the project. Making progress in this component required a time-consuming program of activities with relevant institutions. Therefore, this training program should have been initiated at the beginning of project implementation.

72. This training program could have been aimed at raising awareness and understanding of the problems faced by this kind of technology transfer process and creating a common vision among participant institutions on the need to improve the legal and regulatory frameworks. Had this been the case, the chances for making a comprehensive policy framework gap analysis and increasing the readiness of policymakers to accept and implement project recommendations would have been much higher.

Senegal: *Typha-based Thermal Insulation Material Production in Senegal*

73. This project by UNDP was endorsed by the CEO in August 2012, extended once, and completed in December 2018. The TER of the project was shared with the GEF Secretariat shortly thereafter. The project included the following components: i) sustainable typha management; ii) transfer of typha raw material processing technology; iii) development of local production; iv) transfer of bio-climatic and energy efficient building technology; v) typha-based building materials application demonstration; and vi) marketing and dissemination.

74. Results from the terminal evaluation were shared in the GEF's report to COP 25. Some key conclusions from the terminal evaluation are included below. Overall, the project achieved a satisfactory rating and succeeded in supporting the development of a market for typha as a building material.

75. The overall rate of target achievement was 91 percent, and the evaluation stated that it could have been even higher, but initial targets were ambitious and did not consider the research/development needs of the project, the time allotted to its implementation, and the allocated financial and human resources mobilized in the coordination of the project. However, the project over-delivered on some targets. For example, a project indicator was to exploit an area of three ha for typha development, while the actual achievement was an area of 11 ha, which represents a 357 percent achievement rate.

Technology Transfer

76. Notable achievements in the transfer of technology were:

- (a) Secured supply of quality typha: This result was achieved through activities such as setting up a resource monitoring committee; adopting a standard on harvesting, drying, and transporting typha; training and equipment of economic interest groupings; and developing scientifically and technically certified materials. However, the standard on materials was not developed because it is a slower process that requires written know-how from the consensus of a group of experts created for this purpose.
- (b) The creation of small-scale industrial production units: The achievement of this result could be certified through the small artisanal units developed by the project, some prototypes of which are still in use. National contractors were trained on the operation of these units. These industrial units will need improvement in the implementation phase of the project's results (completion of the demonstrations) before a mass reproduction.

- (c) Professionals capable of implementing bio-climatic building models: Building professionals were trained, and many bioclimatic approaches tailored to the context of each climate zone were set out through a design guide.
- (d) Bio-based materials: These materials were developed and used in successful demonstration sessions. These applications covered both modern buildings and buildings in rural areas.
- (e) The dissemination of promotional materials: Promotional materials were distributed, which led to an increasing demand for these products. Strategies for the development of these materials were implemented to reach consumers through their use in public projects and the support provided to private developers.

Thailand: *Overcoming Policy, Market and Technological Barriers to Support Technological Innovation and South-South Technology Transfer: The Pilot Case of Ethanol Production from Cassava*

77. This project by UNIDO was endorsed by the CEO in 2012, extended twice and completed in May 2019. The key objective of the project was to foster technical innovation and South-South technology transfer from Thailand to neighboring countries, notably Lao People's Democratic Republic, Myanmar and Viet Nam, to address the problem of the region's high dependence on fossil fuels for transportation. The project included the following components: i) institutional capacity strengthening for very high-gravity-simultaneous saccharification and fermentation (VHG-SSF) technology dissemination; ii) South-South technology transfer: capacity building and policy dialogue with participants from the Lao People's Democratic Republic, Myanmar and Viet Nam; and iii) demonstration and commercialization of the technology and private sector development. The GEF Agency was King Mongkut's University of Technology Thonburi (KMUTT).

78. Seven PIRs were submitted between 2013 and 2019, one for each year of project implementation, with the final PIR submitted in September 2019 and the terminal evaluation completed in October 2019.

79. The terminal evaluation concluded that the project funds were used efficiently, despite initial delays in project start and disbursements. Most project activities were executed more quickly than originally anticipated (June 2014 - December 2018). The project was operationally completed by UNIDO in May 2019, however, open contracts with vendors (project execution entities for establishment of training center, support to the private sector and pilot plant; as well as for support to policy-makers in Viet Nam in promoting the needs of bioethanol promotion policy) remained, and were delayed due to the COVID-19 pandemic. They require the submission of final reports.

80. As highlighted in the terminal evaluation, the co-financing contribution from all partners stated in the project document was \$31,623,000 in cash, loans and in-kind payments. The distribution by component was reflective of specific activities.

Technology Transfer

81. Due to the project's awareness raising campaign, which began in 2016, the Ministry of Industry and Trade (MOIT) of Viet Nam introduced blending of E5 (five percent ethanol mixed with gasoline) in all 54 provinces in Viet Nam as of 1 January 2018.

82. Official request was made from Lao People's Democratic Republic to further work on ethanol biofuel standards for the country, based on knowledge shared through this project. UNIDO supported this by conducting a training for biofuel standards with experts from Thailand.

83. Technology for biofuel production from cassava was shared with selected cassava producers from Nigeria and United Republic of Tanzania, through an information dissemination workshop and study tour in 2019.

84. According to the terminal evaluation, GEF support was the catalyst in bringing neighboring countries together to work collaboratively on shared matters, under a "total value chain" concept. KMUTT was able to successfully test technology transfer with neighboring countries, while also establishing new networks and partnerships. KMUTT continued to provide training to neighboring countries on its own. This ensures that networks established through this project's activities are maintained even after project closure.

85. The project was able to oversee the development of a successful model for South-South technology transfer, and KMUTT aims to apply this model in other areas and for the transfer of other technologies. The project opened the door to enhanced cooperation with other countries in the region (and also Africa), and proved that a consortium of Thai organizations is capable of working together to provide a unique set of skills. The project provoked an awakening in KMUTT regarding its roles and responsibilities. At the beginning of the project, not all approaches were found to work. However, the flexibility within the project allowed for adjustments or corrections to be made and this strongly contributed to the successful outcome.

86. The project achieved the main goal of providing a model for South-South technology transfer. Collaboration between KMUTT (technology provider) and the receiver of the technology was proven to be effective. The Food Industries Research Institute of Viet Nam (FIRI) received the technology of high-gravity fermentation from KMUTT and became the local center for technology transfer in Viet Nam. Through the project, a network of bioethanol producers, industrial suppliers and technology providers was established. FIRI gained new partnerships and opportunity for contribution to local industry. It was revealed that the competitiveness of bioethanol production depends on the efficiency of by-product utilization and waste management. FIRI is working actively with the bioethanol producers on this matter. This was beyond the initially anticipated role of FIRI in the project.

Lessons from the Terminal Evaluation

87. The project addressed a problem that is relevant for most of the countries in the Asia-Pacific region and most developing countries. Reduction of fuel imports is a priority in many national development strategies of countries that are net importers of petroleum. The technology promoted by this project to address this problem is of interest for other countries, as it offers an alternative to the raw materials - molasses and corn - commonly used for bioethanol production.

88. The approach used by the project for the promotion of an alternative option is highly appreciated for its potential advantages. The core tool for the design and implementation of the project was the South-South technology transfer. However, it also entailed a risk due to the complexity and lack of a representative number of success stories at the international level that could be used for reference.

89. Some project design failures, combined with other factors, such as a complex situation in the start of the process, and the implementation of activities in four different countries, represented an additional difficulty for the coordination and management of the project. Despite the dedication of the project management unit, the support and adaptive approach to problem-solving by the staff at UNIDO Regional Office and the Headquarters, and the commitment to the project of relevant partners and stakeholders, achievement of the expected project outcomes was limited.

90. Accomplishments of the project included: technology transfer for bioethanol and cassava production; consolidation of the capacity of Thai institutions for the promotion of a genuine South-South technology transfer process; and a pool of technicians, farmers, researchers, entrepreneurs, and governmental officials that were trained and are motivated. These accomplishments created a solid foundation for the reduction of fuel imports.

91. A major outcome of this project is the increased awareness of the opportunity of production of biofuel and the prospect of replacing conventional fossil fuel for various applications, including transportation, especially in Cambodia, Lao People's Democratic Republic, Myanmar and Viet Nam, and for cooking in the Africa region. Many countries have the potential to grow suitable agro-feedstock for the production of bioethanol. Farmers could benefit from participating in the sustainable farming and direct supply of feedstock to the bioethanol production plants, thus increasing their income. At the same time, thoughtful policy support on the pricing mechanisms and promotion of biofuel by the respective Government agencies in Cambodia, Lao People's Democratic Republic, Myanmar and Viet Nam and African countries to replace conventional fuel will help increase the demand of domestic biofuel. Such policies will also lead to financial savings for local communities that replace the use of conventional fuel with domestically produced biofuel, help support local government to mitigate risk of foreign exchange and dependency on conventional imported fuel, reduce GHG emissions, and increase technology transfer to the countries supported under this project. It is anticipated that more external participants and collaboration from biofuel technology, sustainable farming, researchers, experts on know-how development, policy-makers, financial institutions, investors, Government agencies, end-user manufacturers of cars, trucks, motorbikes, and cookware, will include biofuel into their design and production if the prospect of biofuel is positive.

92. As part of the GEF-funded PSP program, the project focused not only on the South-South knowledge sharing and technology transfer opportunities between countries, but also on the benefits such a model could bring to the region. The project demonstrates the viability of the South-South technology transfer approach to cassava-based bioenergy and some of the factors necessary to make it succeed.

93. Among the considerations that are prerequisites for success, is the need to carefully consider the project design and the interests of all parties, promoting mutually beneficial activities and facilitating potential compromise when necessary at national, institutional or individual levels. Apart from contributing to technical success, this also leads to harmony, which was further enhanced by cultural similarities of the parties, resulting in better understanding and trust.

94. The project's decision to examine the entire value chain relating to ethanol production from cassava was significant. This examination almost immediately identified where in the project cycle problems were likely to occur. Problems could be anticipated, and resources could be redirected accordingly. At the same time, this enabled the participants to better identify and target the most

appropriate recipients for the technology. Such a feature is rare, even in North-South projects, beyond the initial planning stage.

95. Of utmost importance is the existence of an enabling policy environment in all of the concerned countries.

Outreach and Awareness-raising Activities

96. In June 2019, UNIDO organized a one-week training program and study tour to share information on the innovative technology from KMUTT and the experiences of the GEF-4 South-South technology transfer project. Participants were from countries such as Cambodia, Democratic People's Republic of Korea, Lao People's Democratic Republic, Kenya, Nigeria and the United Republic of Tanzania, where various feedstock for ethanol and biofuel productions is available and where the innovative technology can create a value chain of existing biofuel production reducing post-harvest losses, creating industries and improving the wellbeing of people thereby achieving several SDG goals. One of the workshops included a panel discussion at which each country's representative shared a brief overview on the current biofuel situation in their respective countries, covering the policies, regulatory regimes and biofuel roadmap, opportunities and problems related to biofuel sector.

97. Based on the panel discussion, representatives indicated that, although there are still barriers to the full-scale use of biofuel in their respective countries, the outlook for a biofuel roadmap is positive.

98. In December 2019, an expert group meeting took place in Vienna, Austria, organized by UNIDO. Stakeholders from the project participated and shared their experience with other countries.

Russian Federation: Phase-out of HCFCs and Promotion of HFC-free Energy Efficient Refrigeration and Air-Conditioning Systems in the Russian Federation through Technology Transfer

99. This project started implementation in March 2011 and was completed in 2016. The project included the following components: (i) building institutional capacity; (ii) HFC and HCFC life-cycle performance analysis; (iii) phase-out of HCFC consumption in the key consuming sectors of foam and refrigeration; (iv) development of ozone depleting substance (ODS) destruction facility and supporting recovery network; (v) stimulating market growth for energy-efficient refrigeration and air conditioning equipment; (vi) technology transfer; and (vii) integrated strategy for HCFC production closure.

100. The mid-term evaluation report was referred to in the GEF report to COP 22 and the terminal evaluation was completed in December 2018.

ANNEX 6: STATUS REPORT ON THE LDCF AND THE SCCF FOR FY21¹⁶⁰

1. The Least Developed Countries Fund for Climate Change (LDCF) was established in November 2002 to address the needs of the least developed countries whose economic and geophysical characteristics make them especially vulnerable to the impact of global warming and climate change. The Special Climate Change Fund (SCCF), consisting of two active funding windows, i.e., Program for Adaptation and Program for Technology Transfer, was established in November 2004 to finance activities, programs and measures relating to climate change that are complementary to those funded by resources from the GEF Trust Fund and with bilateral and multilateral funding. The GEF administers both the SCCF and LDCF and the World Bank acts as trustee for both funds.

Least Developed Countries Fund (LDCF)

2. **Status of Pledges and Contributions.** As of June 30, 2021, pledges had been received from 25 Contributing Participants: Australia, Austria, Belgium, Canada, Czech Republic, Denmark, Finland, France, Germany, Hungary, Iceland, Ireland, Italy, Japan, Luxembourg, the Netherlands, New Zealand, Norway, Portugal, Romania, Spain, Sweden, Switzerland, the United Kingdom and the United States. The total amount pledged to date is \$1.78 billion eq.¹⁶¹ and signed contribution agreements for \$1.65 billion eq. Of this, payments amounting to \$1.59 billion have been received from donors since inception of the Trust Fund. Annex A6.1 shows details of the status of pledges, contributions¹⁶² and payments made to the LDCF since inception.

3. During the period from July 1, 2020 to June 30, 2021, the LDCF Trust Fund received pledges amounting to approximately \$177.46 million eq. This includes pledges from Belgium, Finland, Germany, Ireland, the Netherlands, and Switzerland. The Trustee has received \$91.1 million against signed contribution agreements during this period.

4. **Summary of Funding Approvals, Trustee Commitments and Cash Transfers.** As of June 30, 2021, cumulative net funding decisions by the Council and the CEO amounted to \$1.66 billion, of which \$1.49 billion was for projects and project preparation activities, \$143.96 million was for fees, and \$18.64 million was for administrative expenses and corporate activities of the LDCF.

5. Funding approved by the Council and the CEO is committed by the Trustee and transferred following established procedures for all financial transactions as agreed between the Trustee and the Agencies. The Trustee has committed a net total amount of \$1.28 billion, of which \$1.15 billion relates to projects and project preparation activities, \$115.37 million to fees, and \$18.64 million to cover corporate activities and administrative expenses.

6. Cash transfers were made to Agencies on an as-needed basis to meet their projected disbursement requirements. Out of the cumulative commitments of \$1.28 billion, upon request from Agencies, the Trustee has transferred \$940.43 million as of June 30, 2021. As a result, \$342.22 million remains payable to Agencies. Details of funding approvals, commitments and cash transfers can be found in table A6.2.

7. **Schedule of Funds Available.** Funds held in trust without restrictions total \$737.23 million, comprising of cash and investments. Of this amount, \$716.19 million has been set-aside to cover funding decisions by the Council or by the CEO. Consequently, net funds available for approval by

¹⁶⁰ This status report was provided by the Trustee of the LDCF and the SCCF (World Bank). The GEF Secretariat did not edit this report.

¹⁶¹ US Dollar Equivalent

¹⁶² Represents the amounts for which donors have signed contribution agreements with the Trustee.

the Council or the CEO amounts to \$21.05 million. Details on the funds available for Council or CEO approval as of June 30, 2021 can be found in table A6.3.

8. **Investment Income.** Pending cash transfers to Agencies, cash contributions paid to LDCF Trust Fund are held in trust by the World Bank and maintained in a commingled investment portfolio (“Pool”) for all trust funds administered by the World Bank. The assets in the Pool are managed in accordance with the investment strategy established for all of the trust funds administered by the World Bank. The LDCF had cumulative investment returns from funds held in trust of \$89.76 million as of June 30, 2021.

Special Climate Change Fund (SCCF)

9. **Status of Pledges and Contributions.** As of June 30, 2021, pledges had been received from 15 Contributing Participants: Belgium, Canada, Denmark, Finland, Germany, Ireland, Italy, the Netherlands, Norway, Portugal, Spain, Sweden, Switzerland, the United Kingdom, and the United States. The total amount pledged to date is \$356.09 million eq. and signed contribution agreements for \$354.44 million eq. Of this, payments amounting to \$349.44 million have been received from donors since inception of the Trust Fund. Table A6.4 shows details of the status of pledges, contributions¹⁶³ and payments made to the SCCF since its inception; Table A6.5 presents the contributions and payments information broken down by program.

10. **Summary of Funding Approvals, Trustee Commitments and Cash Transfers.** As of June 30, 2021, cumulative net funding decisions taken by the Council and the CEO amounted to \$364.55 million, of which \$322.48 million was for projects and project preparation activities, \$31.61 million was for fees, and \$10.46 million was for administrative expenses and corporate activities of the SCCF.

11. Funding approved by the Council and CEO is committed by the Trustee and transferred following established procedures for all financial transactions as agreed between the Trustee and the Agencies. Out of total funding approvals of \$364.55 million, the Trustee committed \$357.7 million, of which \$316.44 million relates to projects and project preparation activities, \$30.81 million to fees, and \$10.46 million to cover corporate activities and administrative expenses.

12. The Trustee transfers cash to Agencies on an as-needed basis to meet the projected disbursement requirements of the Agencies. As of June 30, 2021, out of total cumulative commitments of \$357.7 million, the Agencies have requested, and the Trustee has transferred \$314.25 million. As a result, \$43.45 million remains payable to Agencies, pending their request. Details of funding approvals, commitments and cash transfers can be found in Table A6.6.

13. **Schedule of Funds Available.** Funds held in Trust without restriction comprising cash and investments for both the Adaptation and Transfer of Technology programs total \$60.07 million eq. Of this amount, \$50.29 million has been set-aside to cover funding approved by the Council and endorsed by the CEO. Consequently, net funds available for approval by the Council or the CEO amount to \$9.77 million. Details on the funds available for Council or CEO approval as of June 30, 2021 can be found in Table A6.7 which shows the funding status by program.

14. **Investment Income.** The SCCF shares the same investment management as the LDCF. Its overall investment return was \$23.64 million from inception to June 30, 2021.

¹⁶³ Represents the amounts for which donors have signed contribution agreements with the Trustee.

Table A6.1: LDCF Status of Pledges and Contributions as of June 30, 2021

1.

Total Pledges Outstanding and Contributions Finalized				Pledges Outstanding		Contribution Agreements Finalized				
1	2	3 = 5 + 7	4 = 6 + 9 + 11	5	6	7 = 8 + 10	Paid (Receipts)		Unpaid	
							8	9	10	11
Contributing Participant	Currency	Total Amount in Currency	USDeq. a/	Amount in Currency	USDeq. b/	Total Contributions in Currency	Amount Paid in Currency	USDeq. c/	Amount Due in Currency	USDeq. b/
Australia	AUD	46,500,000	42,967,350	0	0	46,500,000	46,500,000	42,967,350	0	0
Austria	EUR	1,900,000	2,669,600	0	0	1,900,000	1,900,000	2,669,600	0	0
Belgium	d/ EUR	136,890,000	165,493,705	2,700,000	3,210,044	134,190,000	124,190,000	150,394,610	10,000,000	11,889,051
Canada	e/ CAD	73,500,000	60,701,702	0	0	73,500,000	73,500,000	60,701,702	0	0
Czech Republic	EUR	18,000	25,454	0	0	18,000	18,000	25,454	0	0
Denmark	DKK	736,400,000	115,645,780	0	0	736,400,000	736,400,000	115,645,780	0	0
Finland	EUR	40,598,282	51,486,137	0	0	40,598,282	40,598,282	51,486,137	0	0
France	EUR	55,850,000	63,954,642	0	0	55,850,000	55,850,000	63,954,642	0	0
Germany	EUR	415,000,000	509,360,378	100,000,000 g/	118,890,514	315,000,000	315,000,000	390,469,864	0	0
Hungary	EUR	1,000,000	1,344,300	0	0	1,000,000	1,000,000	1,344,300	0	0
Iceland	USD	1,183,500	1,183,500	0	0	1,183,500	1,183,500	1,183,500	0	0
Ireland	f/ EUR	14,734,869	17,550,006	0	0	14,734,869	14,734,869	17,550,006	0	0
	USD	8,000,000	8,000,000	0	0	8,000,000	8,000,000	8,000,000	0	0
Italy	USD	3,000,000	3,000,000	0	0	3,000,000	3,000,000	3,000,000	0	0
Japan	USD	1,081,650	1,081,650	0	0	1,081,650	1,081,650	1,081,650	0	0
Luxembourg	f/ EUR	1,000,000	1,582,900	0	0	1,000,000	1,000,000	1,582,900	0	0
	USD	4,120,000	4,120,000	0	0	4,120,000	4,120,000	4,120,000	0	0
Netherlands	f/ EUR	55,200,000	73,174,578	0	0	55,200,000	55,200,000	73,174,578	0	0
	USD	57,200,000	57,200,000	0	0	57,200,000	34,700,000	34,700,000	22,500,000	22,500,000
New Zealand	NZD	8,100,000	5,808,840	0	0	8,100,000	8,100,000	5,808,840	0	0
Norway	f/ NOK	180,000,000	30,160,308	0	0	180,000,000	180,000,000	30,160,308	0	0
	USD	2,000,000	2,000,000	0	0	2,000,000	2,000,000	2,000,000	0	0
Portugal	EUR	50,000	64,065	0	0	50,000	50,000	64,065	0	0
Romania	EUR	150,000	214,005	0	0	150,000	150,000	214,005	0	0
Spain	EUR	1,354,185	1,773,184	0	0	1,354,185	1,354,185	1,773,184	0	0
Sweden	SEK	1,487,000,000	185,836,409	0	0	1,487,000,000	1,227,000,000	155,273,703	260,000,000	30,562,706
Switzerland	f/ CHF	21,750,000	21,759,117	0	0	21,750,000	21,750,000	21,759,117	0	0
	USD	4,968,750	4,968,750	4,968,750 h/	4,968,750	0	0	0	0	0
United Kingdom	GBP	122,000,000	186,839,800	0	0	122,000,000	122,000,000	186,839,800	0	0
United States	USD	158,195,000	158,195,000	0	0	158,195,000	158,195,000	158,195,000	0	0
			<u>1,778,161,160</u>		<u>127,069,308</u>		<u>1,586,140,095</u>		<u>64,951,758</u>	

a/ Represents (1) the actual US dollar value of paid-in cash contributions and (2) June 30, 2021 value of pledges outstanding, contribution amounts pending FX, and unpaid amounts.

b/ Valued at the exchange rates available on - June 30, 2021

c/ Represents the (1) actual US dollar value of paid-in cash contributions and (2) June 30, 2021 value of contribution amount pending FX.

d/ Includes contribution of EUR 11.75 million received from the Walloon Government of Belgium.

e/ Includes CAD 6 million received from the Government of Quebec.

f/ Contributions made in more than one currency.

g/ Pledge made in January 2021 at the Climate Adaptation Summit 2021.

h/ Represents the balance of Switzerland's pledge of USD 9,937,500 made during the 25th Council meeting in December 2018.

Table A6.2: LDCF Summary of Allocation, Commitments and Disbursements as of June 30, 2021 (in \$)

Entity	Cumulative Net Amounts			
	Approved Allocations (1)	Commitments (2)	Transfers (3)	Amount Due (4) = (2) - (3)
Projects				
ADB	30,101,677	22,629,543	10,550,000	12,079,543
AfDB	147,221,751	112,447,003	61,451,262	50,995,741
CI	10,229,358	9,204,312	2,700	0
FAO	221,019,773	135,561,900	79,778,181	55,783,719
IBRD	79,878,302	79,878,302	69,312,092	10,566,210
IFAD	52,663,288	33,667,383	31,488,976	2,178,407
IUCN	14,114,679	4,812,828	1,750,000	0
UNDP	724,175,963	583,632,516	483,020,664	100,611,852
UNEP	184,126,243	162,626,260	80,229,555	82,396,705
UNIDO	25,298,884	3,433,377	3,100,215	333,162
WWF	5,182,581	746,331	175,000	571,331
<i>Sub-total</i>	1,494,012,501	1,148,639,757	820,858,645	327,781,112
Fees				
ADB	2,587,687	1,377,791	856,800	520,991
AfDB	13,686,166	11,238,322	3,448,900	7,789,422
CI	920,642	167,838	0	0
FAO	21,019,175	12,370,557	11,815,587	554,970
IBRD	7,839,839	7,839,838	7,237,564	602,274
IFAD	5,620,931	4,213,226	3,094,269	1,118,957
IUCN	1,270,319	579,945	200,000	0
UNDP	70,427,734	60,664,516	60,428,931	235,585
UNEP	17,733,426	16,061,443	15,678,715	382,728
UNIDO	2,389,106	764,840	290,746	474,094
WWF	466,433	95,603	95,603	0
<i>Sub-total</i>	143,961,458	115,373,919	103,147,115	12,226,804
Corporate Budget ^{a/}				
Secretariat	12,274,151	12,274,151	11,023,114	1,251,037
Evaluation	453,098	453,098	416,098	37,000
STAP	1,145,405	1,145,405	636,405	509,000
Trustee	4,768,732	4,768,732	4,348,732	420,000
<i>Sub-total</i>	18,641,385	18,641,385	16,424,348	2,217,037
Total for LDCF	1,656,615,344	1,282,655,061	940,430,108	342,224,953

a/ Includes amounts allocated to cover administrative expenses to manage the LDCF and Corporate activities, including annual audit.

**Table A6.3: LDCF for Climate Change Schedule of Funds Available updated as of
June 30, 2021**

Trust Fund for Least Developed Countries Fund for Climate Change		
Schedule of Funds Available as of		
June 30, 2021		<u>(in USDeq.)</u>
<u>1. Funds held in Trust</u>		737,233,214 <i>a/</i>
Cash and investments	737,233,214	
Promissory notes	0	
<u>2. Restricted Funds</u>		0
Reserve to cover foreign exchange rate fluctuations	0	
Set aside for approved activities pending requirements	0	
3. Funds held in Trust with no restrictions (3 = 1 - 2)		737,233,214
<u>4. Approved Amounts pending disbursement</u>		716,185,235
Amounts Trustee Committed	342,224,953	
Amounts pending Council/CEO approval and/or CEO endorsement	373,796,304	
Umbrella Set-aside	163,979	
5. Funds Available for Council/CEO approval and/or CEO endorsement (5 = 3 - 4)		<u>21,047,979</u>

a/ Amounts pending FX are valued at exchange rate as of June 30, 2021.

1.

Table A6.4: SCCF Status of Pledges and Contributions as of June 30, 2021

1	Total Pledges Outstanding and Contributions Finalized ^{a/}				Pledges Outstanding		Contribution Agreements Finalized					
	2	3 = 5 + 7		4 = 6 + 9 + 11		5	6	Paid (Receipts)			Unpaid	
		7 = 8 + 10	8	9	10			11				
Contributing Participant	Currency	Total Amount in Currency	USDeq. ^{b/}	Amount in Currency	USDeq. ^{c/}	Total Contribution in Currency	Amount Paid in Currency	USDeq. ^{d/}	Amount Due in Currency	USDeq. ^{e/}		
Belgium	EUR	31,000,000	41,213,100	0	0	31,000,000	31,000,000	41,213,100	0	0		
Canada	CAD	13,500,000	12,894,703	0	0	13,500,000	13,500,000	12,894,703	0	0		
Denmark	DKK	50,000,000	9,041,885	0	0	50,000,000	50,000,000	9,041,885	0	0		
Finland	e/ EUR	13,870,000	17,945,939	0	0	13,870,000	13,870,000	17,945,939	0	0		
	USD	367,592	367,592	0	0	367,592	367,592	367,592	0	0		
Germany	EUR	90,017,000	120,454,867	0	0	90,017,000	90,017,000	120,454,867	0	0		
Ireland	USD	2,125,000	2,125,000	0	0	2,125,000	2,125,000	2,125,000	0	0		
Italy	USD	10,000,000	10,000,000	0	0	10,000,000	5,000,000	5,000,000	5,000,000 ^{f/}	5,000,000		
Netherlands	EUR	2,400,000	3,128,880	0	0	2,400,000	2,400,000	3,128,880	0	0		
Norway	NOK	198,000,000	34,592,632	0	0	198,000,000	198,000,000	34,592,632	0	0		
Portugal	EUR	1,070,000	1,299,099	0	0	1,070,000	1,070,000	1,299,099	0	0		
Spain	EUR	9,000,000	12,349,100	0	0	9,000,000	9,000,000	12,349,100	0	0		
Sweden	SEK	40,000,000	6,120,153	0	0	40,000,000	40,000,000	6,120,153	0	0		
Switzerland	e/ CHF	14,175,000	13,899,125	0	0	14,175,000	14,175,000	13,899,125	0	0		
	USD	2,056,250	2,056,223	1,656,250 ^{g/}	1,656,250	400,000	400,000	399,973	0	0		
United Kingdom	GBP	10,000,000	18,603,167	0	0	10,000,000	10,000,000	18,603,167	0	0		
United States	USD	50,000,000	50,000,000	0	0	50,000,000	50,000,000	50,000,000	0	0		
			<u>356,091,466</u>		<u>1,656,250</u>			<u>349,435,216</u>		<u>5,000,000</u>		

a/ Pledged contributions are made towards the Program for Adaptation and for the Transfer of Technology.

b/ Represents (1) the actual US dollar value of paid-in cash contributions and (2) June 30, 2021 value of outstanding pledges and unpaid amounts.

c/ Valued at the exchange rates available on - June 30, 2021

d/ Represents the actual US dollar value of paid-in cash contributions.

e/ Contributions made in more than one currency.

f/ Represents past due contribution.

g/ Represents the balance of Switzerland's pledge of USD 3,312,500 made during the 25th Council meeting in December 2018.

Table A6.5: SCCF Status of Contributions by Program as of June 30, 2021

Contribution Agreements Finalized						
<u>Contributing Participant</u>	<u>Currency</u>	<u>Total Contributions</u>	<u>Amount Paid in Currency</u>	<u>USDeq. a/</u>	<u>Amount Due in Currency</u>	<u>USDeq. b/</u>
Program for Adaptation						
Canada	CAD	11.00	11.00	10.34	-	-
Denmark	DKK	40.00	40.00	7.23	-	-
Finland	c/ USD	0.37	0.37	0.37	-	-
	EUR	13.52	13.52	17.52	-	-
Germany	EUR	90.02	90.02	120.45	-	-
Ireland	USD	1.28	1.28	1.28	-	-
Italy	USD	5.00	0.00	0.00	5.00 d/	5.00
Netherlands	EUR	2.40	2.40	3.13	-	-
Norway	NOK	181.50	181.50	31.59	-	-
Portugal	EUR	1.07	1.07	1.30	-	-
Spain	EUR	8.00	8.00	11.05	-	-
Sweden	SEK	37.00	37.00	5.69	-	-
Switzerland	c/ CHF	9.00	9.00	8.84	-	-
	USD	0.40	0.40	0.40	-	-
United Kingdom	GBP	10.00	10.00	18.60	-	-
United States	USD	50.00	50.00	50.00	-	-
				287.80		5.00
Program for Technology Transfer						
Belgium	EUR	31.00	31.00	41.21	-	-
Canada	CAD	2.50	2.50	2.55	-	-
Denmark	DKK	10.00	10.00	1.81	-	-
Finland	EUR	0.35	0.35	0.42	-	-
Ireland	USD	0.85	0.85	0.85	-	-
Italy	USD	5.00	5.00	5.00	-	-
Norway	NOK	16.50	16.50	3.00	-	-
Spain	EUR	1.00	1.00	1.30	-	-
Sweden	SEK	3.00	3.00	0.43	-	-
Switzerland	CHF	5.18	5.18	5.06	-	-
				61.63		-
TOTAL				349.44		5.00

a/ Represents the actual US dollar value of paid-in cash contributions.

b/ Valued at the exchange rates available on June 30, 2021.

c/ Contributions made in more than one currency.

d/ This amount is past due.

Table A6.6: SCCF Summary of Allocations, Commitments and Disbursements as of June 30, 2021 (in \$)

Entity	Cumulative Net Amounts			
	Approved Allocations	Commitments	Transfers	Amount Due
	(1)	(2)	(3)	(4) = (2) - (3)
Projects				
ADB	10,831,531	9,994,392	5,990,066	4,004,326
AfDB	12,084,778	12,084,778	6,475,000	5,609,778
CAFVE	8,961,121	8,961,121	6,424,134	2,536,987
CI	3,102,636	3,102,636	2,536,889	565,747
EBRD	16,137,943	16,137,943	9,745,249	6,392,694
FAO	21,907,558	21,024,316	19,044,735	1,979,581
IADB	6,032,250	6,032,250	6,032,250	0
IBRD	85,894,018	83,116,240	73,168,084	9,948,156
IFAD	37,640,024	37,640,024	37,590,026	49,998
UNDP	80,931,834	80,931,834	80,612,003	319,831
UNEP	31,368,101	30,276,549	27,031,818	3,244,731
UNIDO	5,934,666	5,483,333	1,961,994	3,521,339
WWF	1,651,376	1,651,376	75,000	1,576,376
<i>Sub-total</i>	<u>322,477,835</u>	<u>316,436,791</u>	<u>276,687,248</u>	<u>39,749,543</u>
Fees				
ADB	1,111,252	1,031,724	1,031,724	0
AfDB	1,134,137	1,134,137	0	1,134,137
CAFVE	527,432	482,027	482,027	0
CI	279,495	279,495	279,495	0
EBRD	1,581,831	1,581,831	1,562,831	19,000
FAO	1,852,773	1,785,647	1,785,647	0
IADB	603,225	603,225	603,225	0
IBRD	8,978,316	8,844,983	8,844,983	0
IFAD	3,747,286	3,747,286	2,554,346	1,192,940
UNDP	7,953,252	7,953,252	7,953,252	0
UNEP	3,131,289	3,027,592	2,927,842	99,750
UNIDO	563,544	330,667	324,583	6,084
WWF	148,623	6,750	6,750	0
<i>Sub-total</i>	<u>31,612,455</u>	<u>30,808,616</u>	<u>28,356,705</u>	<u>2,451,911</u>
Corporate Budget a/				
Secretariat	6,193,631	6,193,631	5,610,356	583,275
Evaluation	571,666	571,666	524,666	47,000
STAP	1,133,380	1,133,380	624,380	509,000
Trustee	2,560,175	2,560,175	2,451,175	109,000
<i>Sub-total</i>	<u>10,458,852</u>	<u>10,458,852</u>	<u>9,210,577</u>	<u>1,248,275</u>
Total for SCCF	<u>364,549,142</u>	<u>357,704,259</u>	<u>314,254,530</u>	<u>43,449,729</u>

a/ Includes amounts allocated to cover administrative expenses to manage the SCCF and Corporate activities, including annual audit.

Table A6.7: SCCF Schedule of Funds Available updated as of June 30, 2021

(in USD)

<u>Program for Adaptation</u>		
<u>1. Funds held in Trust</u>		38,009,194 <i>a/</i>
Cash and investments	38,009,194	
Promissory notes	0	
<u>2. Restricted Funds</u>		0
Reserve to cover foreign exchange rate fluctuations	0	
Set aside for approved activities pending requirements	0	
3. Funds held in Trust with no restrictions (3 = 1 - 2)		38,009,194
<u>4. Approved Amounts pending disbursement</u>		35,426,164
Amounts Trustee Committed	28,581,280	
Amounts pending Council/CEO approval and/or CEO endorsement	3,933,773	
Umbrella Set-aside	2,911,111 <i>b/</i>	
5. Funds Available for Council/CEO approval and/or CEO endorsement (5 = 3 - 4)		2,583,031
<u>Program for Transfer of Technology</u>		
<u>6. Funds held in Trust</u>		22,059,003 <i>a/</i>
Cash and investments	22,059,003	
Promissory notes	0	
<u>7. Restricted Funds</u>		0
Reserve to cover foreign exchange rate fluctuations	0	
Set aside for approved activities pending requirements	0	
8. Funds held in Trust with no restrictions (8 = 6 - 7)		22,059,003
<u>9. Approved Amounts pending disbursement</u>		14,868,450
Amounts Trustee Committed	14,868,450	
Amounts pending Council/CEO approval and/or CEO endorsement	-	
10. Funds Available for Council/CEO approval and/or CEO endorsement (10 = 8 - 9)		7,190,553
Total SCCF Funds Available for Council/CEO approval and/or CEO endorsement (5 + 10)		<u>9,773,584</u>
<i>a/</i> Amounts pending FX are valued at exchange rate as of June 30, 2021.		
<i>b/</i> The umbrella program commitment for "U4620-MENA - Desert Ecosystems and Livelihoods Program MENA-DELP". The funding approved for the project under this umbrella has been cancelled, but the program is still active.		

Annex 7: Status Report on the CBIT Trust Fund for FY21¹⁶⁴

Table A7.1: CBIT TF Schedule of Funds Available updated as of June 30, 2021

Trust Fund for Capacity Building Initiative for Transparency Schedule of Funds Available as of June 30, 2021		
		(in USDeq.)
<u>1. Funds held in Trust</u>		
Cash and investments	34,166,290	34,166,290
<u>2. Approved Amounts pending disbursement</u>		
Amounts Trustee Committed	26,817,926	
Amounts pending Council/CEO approval and/or CEO endorsement	3,378,550	
<u>3. Admin Budget Estimated from FY22-25</u> a/		402,918
4. Funds Available for Council/CEO approval and/or CEO endorsement (4 = 1 -2 -3)		<u>3,566,896</u>
a/ FY23-FY25 amounts are based on estimates.		

¹⁶⁴ This status report was provided by the Trustee of the CBIT Trust Fund (World Bank). The GEF Secretariat did not edit this report.