



作为《京都议定书》缔约方会议的
《公约》缔约方会议
第十七届会议
2022年11月6日至18日，沙姆沙伊赫
临时议程项目7(a)
与适应基金有关的事项
适应基金董事会的报告

作为《巴黎协定》缔约方会议的
《公约》缔约方会议
第四届会议
2022年11月6日至18日，沙姆沙伊赫
临时议程项目8(d)
与资金有关的事项
与适应基金有关的事项

适应基金董事会的报告

适应基金董事会主席的说明*

概要

本报告应第1/CMP.3号决定编写，该决定请适应基金董事会向作为《京都议定书》缔约方会议的《公约》缔约方会议(CMP)的每届会议报告活动情况。本报告涵盖从2021年7月1日至2022年6月30日的信息，主要介绍适应基金的进展，特别是CMP所授予任务的执行情况，并介绍适应基金董事会作出和采取并由CMP和作为《巴黎协定》缔约方会议的《公约》缔约方会议酌情予以注意的决定和行动。适应基金董事会第39次会议后将印发一份增编，介绍从2022年7月1日至10月12日的情况。

* 因提交方无法控制的情况，本文件安排在标准发布日期之后发布。



目录

	页次
简称和缩略语.....	4
一. 导言.....	6
A. 任务.....	6
B. 本报告的范围.....	6
二. 供作为《京都议定书》缔约方会议的《公约》缔约方会议第十七届会议和(或)作为《巴黎协定》缔约方会议的《公约》缔约方会议第四届会议采取行动的提议.....	6
三. 在报告所述期间开展的工作.....	9
A. 选举适应基金董事会主席和副主席.....	9
B. 适应基金董事会的组成.....	9
C. 适应基金董事会 2022 年的会议.....	9
D. 适应基金信托基金的资源.....	10
E. 适应基金董事会的工作计划.....	10
F. 适应基金董事会、秘书处和托管人的预算.....	10
G. 执行实体的认证.....	10
H. 适应基金董事会各委员会.....	11
I. 关于适应项目和方案的供资决定.....	11
J. 对项目组合的监测.....	12
K. 中期战略(2018-2022 年).....	12
L. 应对 2019 冠状病毒病大流行.....	16
M. 对适应基金的评价.....	17
N. 参加会议和活动情况.....	18
O. 传播.....	18
四. 为适应基金董事会执行任务提供的支持.....	18
五. 适应基金和《巴黎协定》.....	19
六. 适应基金与《公约》之下其他机构之间的业务联系和关系.....	21
附件	
I. Adaptation Fund Board members and alternate members as at 30 June 2022.....	23
II. Approved and actual budget for fiscal year 2022 and approved budget for fiscal year 2023 for the Adaptation Fund Board, its secretariat and the trustee, and for fiscal years 2023–2024 for the Technical Evaluation Reference Group of the Adaptation Fund and its secretariat.....	24

III.	Accredited implementing entities.....	25
IV.	Participation in meetings and events during the reporting period.....	27
V.	Examples of gender-sensitive and -responsive interventions in Adaptation Fund projects approved during the reporting period.....	29
VI.	Communications	30
VII.	Project-related funding decisions made by the Adaptation Fund Board between 1 July 2021 and 30 June 2022.....	31
VIII.	Status of the portfolio of the Adaptation Fund.....	42
IX.	Response of the Adaptation Fund Board to the guidance of the Conference of the Parties serving as the meeting of the Parties to the Kyoto Protocol at its sixteenth session and the Conference of the Parties serving as the meeting of the Parties to the Paris Agreement at its third session.....	55
X.	Financial report of the Adaptation Fund Trust Fund as at 30 June 2022, prepared by the trustee: supplemental report to the Adaptation Fund Board report to the Conference of the Parties serving as the meeting of the Parties to the Kyoto Protocol and the Conference of the Parties serving as the meeting of the Parties to the Paris Agreement.....	58

简称和缩略语

AF	适应基金	适应基金
AFB	董事会	适应基金董事会
AF-TERG	评价咨商小组	适应基金技术评价咨商小组
Annex I Party	附件一缔约方	《公约》附件一所列缔约方
BOAD		西非开发银行
CAF		拉丁美洲开发银行
CASM		洪都拉斯门诺派社会行动委员会
CER		核证减排量
CMA	《协定》/《公约》 缔约方会议	作为《巴黎协定》缔约方会议的《公约》 缔约方会议
CMP	《议定书》/《公 约》缔约方会议	作为《京都议定书》缔约方会议的《公约》 缔约方会议
COP	缔约方会议	《公约》缔约方会议
COVID-19	疫情	2019 冠状病毒病
CPDAE	实践社区	直接获取资金实体实践社区
CSE		塞内加尔生态监测中心
CTCN		气候技术中心和网络
EFC		道德操守和财务委员会
EMA		津巴布韦环境管理署
EPIU		亚美尼亚环境项目执行股
FAO	粮农组织	联合国粮食及农业组织
FIRCA		科特迪瓦农业研究和咨询跨专业基金
FNEC		贝宁国家环境和气候基金
Fundecooperación*		可持续发展合作基金
GCF	气候基金	绿色气候基金
GEF	环境基金	全球环境基金
IBRD	复兴开发银行	国际复兴开发银行
IE	执行实体	执行实体
IFAD	农发基金	国际农业和发展基金
Kemitraan		印度尼西亚政府改革伙伴关系
LDC		最不发达国家
MIE		多边执行实体
MOWE		乌干达水和环境部
MTS	中期战略	适应基金中期战略

* 仅用于表格中。

NABARD	印度农行	印度国家农业和农村发展银行
NEMC		坦桑尼亚联合共和国国家环境管理委员会
NIE		国家执行实体
non-Annex I Party	非附件一缔约方	非《公约》附件一所列缔约方
OSS		撒哈拉和萨赫勒观测站
PACT		伯利兹保护区养护信托基金
PFA*		项目拟订援助
PFG*		项目拟订赠款
PPRC		项目和方案审查委员会
Profonampe		秘鲁国家公园和保护区信托基金
RIE		区域执行管理机构
SBI	履行机构	附属履行机构
SCF	资金委	资金问题常设委员会
SIDS		小岛屿发展中国家
TEC	技执委	技术执行委员会
UNDP	开发署	联合国开发计划署
UNEP	环境署	联合国环境规划署
UNESCO	教科文组织	联合国教育、科学及文化组织
UN-Habitat	人居署	联合国人类住区规划署
WFP	粮食署	世界粮食计划署
WMO	气象组织	世界气象组织

一. 导言

A. 任务

1. COP 7 决定设立适应基金¹。CMP 3 决定，适应基金的经营实体为适应基金董事会(董事会)，由一个秘书处和一个托管人提供服务²。
2. CMP 3 请董事会在 CMP 各届会议上报告活动情况，并邀请环境基金向董事会提供秘书处服务，请世界银行担任适应基金托管人，这两项均为暂行安排³。
3. CMA 1 和 CMP 14 决定，自 2019 年 1 月 1 日起，适应基金应为《巴黎协定》服务，在所有涉及《巴黎协定》的事项上遵循 CMA 的指导并对 CMA 负责。CMP 14 还决定，适应基金将继续为《京都议定书》服务，直至《巴黎协定》第六条第四款规定的收益分成到位⁴。

B. 本报告的范围

4. 本报告详细介绍适应基金取得的进展，特别是 CMP 委派的各项任务的执行情况，以及供 CMP 和 CMA 酌情采取行动的各项建议。除非另有说明，报告涵盖 2021 年 7 月 1 日至 2022 年 6 月 30 日这一时期。

二. 供作为《京都议定书》缔约方会议的《公约》缔约方会议第十七届会议和(或)作为《巴黎协定》缔约方会议的《公约》缔约方会议第四届会议采取行动的提议

5. CMP 和(或)CMA 不妨注意到附件九所载董事会对 CMP 16⁵ 和 CMA 3⁶ 提出的指导意见的回应。
6. 董事会请 CMP 和(或)CMA 注意报告所述期间的下述关键数字、活动、行动和决定：

(a) 董事会就制订下一个即 2023-2027 年中期战略、下一个资源筹措战略以及批准新的评估政策作出重大政策和战略决定；

(b) 董事会参考开放和包容的利害关系方磋商的结果，决定在当前中期战略(2018-2022 年)⁷ 成就的基础上制订下一个中期战略，进一步加强战略框架，以巩固比较优势，将适应基金的影响达到最优化。预计下一个中期战略将以本地领

¹ 第 10/CP.7 号决定，第 1 段。

² 第 1/CMP.3 号决定，第 3 段。

³ 第 1/CMP.3 号决定，第 5(l)、19、23 段。

⁴ 第 13/CMA.1 号决定，第 1、2、3、5 段；第 1/CMP.14 号决定，第 1-3 段。

⁵ 第 3/CMP.16 号决定。

⁶ 第 13/CMA.3 号决定。

⁷ 见 <https://www.adaptation-fund.org/document/medium-term-strategy-2018-2022/>。

导和立足本地的适应为战略重点，加强行动、创新、学习和共享等各项战略支柱之间的联系和协同配合；

(c) 董事会审议了基金业务政策、指导方针以及战略优先事项、政策和准则的修正案⁸，决定在董事会成员中征求意见，并继续审议此事；

(d) 适应基金信托基金的累计收入已达到 12.3506 亿美元，其中 2.118 亿美元来自核证减排量货币化，9.82 亿美元来自捐款，还有 4,126 万美元来自信托基金余额的投资收入。报告所述期间的收入总额为 1.2765 亿美元，其中 342 万美元来自核证减排量货币化，1.2318 亿美元来自额外捐款，105 万美元来自投资收入；

(e) 芬兰、德国、冰岛、爱尔兰、日本、挪威、西班牙、瑞典、瑞士、比利时布鲁塞尔首都大区、佛兰德斯区和瓦隆区以及加拿大魁北克省提供了约 1.2318 亿美元的捐款；

(f) 已签署协议项下的未缴捐款有 4,386 万美元，认捐款中未缴付额达 2.363 亿美元；

(g) 可用于批准新的供资的资金有 2.1925 亿美元；

(h) 在实现 2020-2021 两年期每年 1.2 亿美元的资源筹措目标方面，董事会 2021 年从加拿大、欧洲联盟、芬兰、德国、冰岛、爱尔兰、挪威、卡塔尔、西班牙、瑞典、瑞士、大不列颠及北爱尔兰联合王国、美利坚合众国、比利时布鲁塞尔首都大区、佛兰德斯区和瓦隆区以及加拿大魁北克省得到 3.49 亿美元新的认捐。2022 年，从日本收到了一笔 602 万美元的捐款；

(i) 董事会认证了 1 个国家执行实体、2 个区域执行实体(国家执行实体被批准直接获取适应基金资源)，使获得认证的执行实体总数达到 34 个国家执行实体(10 个在最不发达国家，7 个在小岛屿发展中国家)、9 个区域执行实体和 14 个多边执行实体。在这 57 个经认证的执行实体中，33 个已获得重新认证(17 个国家执行实体、5 个区域执行实体和 11 个多边执行实体)；

(j) 项目和方案累计核准额延续上升势头，增加了 11%，达到 9.2972 亿美元；

(k) 新核准的供资总额达 9,410 万美元，包括具体的单一国家和区域性(多国)提案、中期战略下的赠款提案和准备就绪赠款；

(l) 执行实体提交的 8 个单一国家项目或方案提案获得批准，总额为 5,300 万美元，其中印度尼西亚国家执行实体提交的两项提案，金额为 180 万美元；一个区域执行实体为特立尼达和多巴哥提交的一项提案，金额为 1,000 万美元；若干多边执行实体提交的五项提案，总额为 4,130 万美元，用于科特迪瓦、吉布提、海地、吉尔吉斯斯坦和马来西亚；

(m) 核准的区域(多国)项目有三个，总额为 3,990 万美元，其中 1,190 万美元用于安哥拉和纳米比亚，1,400 万美元用于贝宁、基纳法索、科特迪瓦、冈比亚、加纳、几内亚、利比里亚、马里、尼日尔、尼日利亚、塞内加尔、塞拉利昂和多哥，1,400 万美元用于乍得和苏丹；

⁸ 回应第 3/CMP.16 号决定，第 6 段。

(n) 自适应基金运作以来，获批的 132 个项目的累计支付额达 5.6784 亿美元，其中包括本报告期内支付的 7,640 万美元。在执行的项目有 80 个，其中有 5 个项目已经开始执行，10 个项目已经完成。按部门划分，农业项目获得的赠款最多(占 14.6%)，其次是粮食安全领域(占 14.3%)以及减少灾害风险和预警系统(占 12.2%)；

(o) 对适应基金资金的要求呈现积极增长态势，进入运作管道的项目和方案提案增加了近 20%，总计 3.337 亿美元；

(p) 适应基金董事会继续执行中期战略，对创新、学习和项目扩大的赠款供资窗口开展了第六和第七轮审查，从而批准了两项总额为 500,000 美元的小额创新赠款提案，一项金额为 149,994 美元的学习赠款，适应基金气候创新加速器也进入第二年执行期，开发署和环境署—CTCN 分别向 22 名和 10 名申请人发放了小额赠款；

(q) 适应基金董事会继续在实施中期战略下新的活动方面取得进展，投入了大笔创新赠款(使七项提案得到审议)，新推出强化直接获取资金窗口(使一项强化直接获取概念提案得到核可)，还批准了关于执行实体对完整项目或方案提案采用创新指标的指导意见；

(r) 适应基金知识管理框架下的活动包括：启动关于获取项目扩展赠款的电子学习课程；印度国家执行实体主办一次虚拟知识博览会，作为国家交流的一部分；出版三份关于气候适应方面新出现的关键主题的知识产品，包括跨界办法、青年参与以及适应基金简化认证程序；

(s) 适应基金准备方案主要通过虚拟活动继续向经认证的国家执行实体和发展中国家提供准备和能力建设支持，以增加获得气候融资的机会，包括开展研讨会、讲习班和学习活动，重点关注获得适应基金赠款、创新、认证、加强直接获取和南南学习；

(t) 为支持实施更新后的适应基金性别政策和性别行动计划⁹，董事会更新了关于执行实体遵守政策的指导意见，并发布了一份关于适应工作中性别主流化跨领域方针的研究报告；

(u) 董事会审议并批准了加强民间社会参与和介入适应基金工作的办法，在考虑制定民间社会参与政策或准则方面取得进展；

(v) 董事会继续执行疫情应对和相关适应措施，以减轻对适应基金组合和新方案编制的影响，为国家和独立实体增加了灵活性，批准了 12 项不产生费用的项目延期请求；

(w) 为适应基金利益关系方和广大气候金融界的利益，董事会发布了有针对性的通报和信息，主题包括扩大适应基金项目规模、实施当前的中期战略和制定下一个中期战略以及承认适应基金在建设广泛的抗御能力方面的价值；

(x) 评价咨商小组为适应基金制定了一项评价政策草案，以取代目前的评价框架，该框架得到了董事会的批准，实施了两项事后评价试点，并完成了对中期战略的中期审查；

⁹ 见 <https://www.adaptation-fund.org/document/opg-annex4-gender-policy/>.

(y) 适应基金与《气候公约》其他机构的联系得到促进，如适应委员会、气候技术中心和网络(CTCN)、气候基金、环境基金、巴黎能力建设委员会、资金委和技执委。董事会在适应基金与气候基金建立联系方面取得进展，包括实施了一个框架，促进所资助项目和直接获取资金实体实践社区(实践社区)扩大规模。为了加强各气候基金之间的互补性和一致性，董事会在 COP 26 上参加了气候交付渠道第五次年度对话，并推动发表了加强互补性和协作的联合声明¹⁰。

三. 在报告所述期间开展的工作

7. 由于继续存在疫情相关情况，董事会通过在线会议系统举行了一次虚拟会议，在波恩举行了一次混合会议。有关会议的议程和说明(包括议程项目背景文件)以及详细报告可查阅适应基金网站¹¹。

A. 选举适应基金董事会主席和副主席

8. 董事会第 38 次会议以协商一致方式¹² 选举 Albara Tawfiq(沙特阿拉伯，亚太国家)为主席，Antonio Navarra(意大利，西欧和其他国家)为副主席。

B. 适应基金董事会的组成

9. 根据在 COP 26 和闭会期间举行的选举，董事会替换了几名成员和候补成员。现任董事会成员和候补成员名单载于附件一。

C. 适应基金董事会 2022 年的会议

10. 董事会通过了 2022 年的会议日历(见下表)。董事会第 38 次会议原定完全采取现场会议形式，但由于疫情相关情况，会议改以混合方式举行¹³。

表 1

适应基金董事会 2022 年的会议

会议和日期	地点
第 38 次会议，4 月 7 日至 8 日(混合)	波恩 ^a
第 39 次会议，10 月 11 日至 14 日(混合)	波恩 ^a

^a 根据董事会议事规则第 18 段。

¹⁰ 见 <https://www.adaptation-fund.org/a-joint-statement-by-the-secretariats-of-the-af-gcf-gef-and-cifs-on-enhanced-complementarity-and-collaboration/>.

¹¹ <http://www.adaptation-fund.org>.

¹² 根据第 1/CMP.3 号决定，第 13 段。

¹³ 根据董事会议事规则第 18 段，会议视为在波恩的《气候公约》秘书处所在地举行。

D. 适应基金信托基金的资源

11. 托管人售出了 3,303 万适应基金核证减排量，收入 2.1180 亿美元。在报告所述期间，核证减排量货币化收入为 342 万美元，按照董事会通过的核证减排量货币化方案准则，仍有 1,081 万核证减排量可供出售¹⁴。迄今为止，董事会已指示托管人向各执行实体转账共 5.6784 亿美元(见附件十)。

12. 可用于新批准用资项目的资金达 2.1925 亿美元。

E. 适应基金董事会的工作计划

13. 董事会第 38 次会议通过了 2023 财政年度的工作计划¹⁵ ¹⁶。

F. 适应基金董事会、秘书处和托管人的预算

14. 董事会第 38 次会议审议并批准了用以支持董事会及其秘书处和托管人工作至 2023 年 6 月 30 日的资源(见附件二)¹⁷。2023 财年，董事会、秘书处、评价职能及托管人的核定行政估算为 10,421,313 美元，比上年增长 17.8%。核定预算用于执行中期战略下的一系列活动，以及评价基金的项目和业务。此外，董事会批准了 2024 财年评价职能(评价咨商小组及其秘书处)的滚动行政预算，计 1,336,413 美元。

G. 执行实体的认证

15. 认证小组在报告所述期间举行了两次会议。董事会选举 Kevin Adams(美国，附件一缔约方)为主席，Patience Dampney(加纳，非洲国家)为副主席。认证小组由这两名董事会成员和四名独立专家组成。

16. 董事会审议了认证小组的建议，批准认证一个国家执行实体即孟加拉国 Palli Karma-Sahayak 基金会，还批准认证两个区域执行实体，即太平洋共同体和加勒比共同体气候变化中心。在报告期结束时，共有 34 个国家执行实体、9 个区域执行实体和 14 个多边执行实体，其中有 10 个国家执行实体位于最不发达国家，7 个国家执行实体位于小岛屿发展中国家。截至 2022 年 6 月 30 日，还有来自最不发达国家的 11 个国家执行实体和来自小岛屿发展中国家的 7 个国家在申请认证。到 2022 年 6 月 30 日为止，在 57 个经认证的执行实体中，有 33 个(17 个国家执行实体、5 个区域执行实体和 11 个多边执行实体)已获重新认证。经认证的执行实体名单载于附件三。

¹⁴ 可查阅 <https://www.adaptation-fund.org/document/cer-monetization-program-guidelines-updated-march-2012/>。

¹⁵ 财政年度指从 7 月 1 日至 6 月 30 日(例如，2023 财政年度是从 2022 年 7 月 1 日至 2023 年 6 月 30 日)。

¹⁶ 董事会 B.38/45 号决定。

¹⁷ 董事会 B.38/46 号决定。

H. 适应基金董事会各委员会

17. 在本报告所述期间，道德操守和财务委员会(EFC)以及项目和方案审查委员会(PPRC)在董事会第 37 次和第 38 次会议期间举行了两次会议。Mattias Broman(瑞典，西欧和其他国家)和 Michai Robertson(安提瓜和巴布达，小岛屿发展中国家)分别当选为 EFC 主席和副主席；Fatou Ndeye Gaye(冈比亚，非洲国家)和 Susana Castro-Acuña Baixauli(西班牙，西欧和其他国家)分别当选为 PPRC 主席和副主席。这两个委员会在闭会期间通过虚拟环境开展工作，并向董事会提出建议。

18. EFC 审议了下述事项并向董事会提出相应建议：适应基金 2021 财年的年度业绩报告，适应基金评价政策草案，中期战略的中期审查，董事会、秘书处、评价职能及托管人 2023 财年工作计划和行政预算。EFC 还介绍了评价咨商小组主席报告的最新情况。

19. 在本报告期结束时，PPRC 审查了 23 份单一国家项目构想和 18 份完整的单一国家项目提案，包含 33 个独立的项目提案；涉及区域(多国)项目和方案的 4 份前期构想、3 份构想和 9 份完整的项目文件，包含 14 个独立的项目和方案提案；3 个关于创新的小额赠款提案和 1 个学习赠款提案。

20. 此外，PPRC 还收到首批大型创新项目和加强直接准入窗口的提案。PPRC 审查了 4 个独立的加强直接获取项目提案，包括 1 份完整的提案和 3 份构想；7 个独立的大型创新项目提案，包括 1 个单一国家项目、4 个单一国家构想和 2 份区域性前期构想。

I. 关于适应项目和方案的供资决定

21. 在报告期内举行的会议上，董事会批准了 8 项单一国家提案的供资申请，总额 5,300 万美元；3 项区域(多国)提案的供资申请，总额 3,990 万美元(见附件六)。已批准或建议批准供资的单一国家提案涉及以下国家：科特迪瓦、吉布提、海地、印度尼西亚(两个提案)、吉尔吉斯斯坦、马来西亚、特立尼达和多巴哥。已批准或建议批准在区域项目和方案供资窗口下供资的区域提案涉及以下国家：安哥拉和纳米比亚；贝宁、布基纳法索、科特迪瓦、冈比亚、加纳、几内亚、利比里亚、马里、尼日尔、尼日利亚、塞内加尔、塞拉利昂和多哥；乍得和苏丹。

22. 在报告期内举行的会议上，董事会核可了 13 项单一国家项目构想，总额 9,350 万美元，涉及下述国家：贝宁(2 份项目构想)、佛得角、哥斯达黎加、尼加拉瓜、北马其顿、巴布亚新几内亚、菲律宾、斯里兰卡、特立尼达和多巴哥、乌干达、坦桑尼亚联合共和国、瓦努阿图。董事会还为国家执行实体提交的项目批准了项目编制款，总额 152,000 美元。

23. 在区域项目和方案供资窗口中，董事会核可了 2 个项目构想，总额为 2,790 万美元，涉及以下国家的区域项目：古巴和巴拿马；印度和斯里兰卡。此外，它还核可了两个前期构想，总额 2,590 万美元，涉及以下国家的区域项目：贝宁和多哥；哥斯达黎加和巴拿马。董事会还对已核可的前期构想和构想批准了 220,000 美元的项目编制款。已批准的完整提案和核可的前期构想和构想涵盖农业、海岸带管理、灾害风险减少和预警系统、粮食安全、多部门、农村发展、城市发展和水管理部门(见图 VII.1-VII.3)。

24. CMP 11 请董事会在向 CMP 提交的报告中提供关于适应基金项目组合状况(包括处于不同阶段项目)的进一步信息¹⁸。所要求的信息载于附件七。

25. 对适应基金供资的需求继续增长,目前已提交但未获批准的项目和方案提案总额约为 3.33 亿美元,延续了几年来的上升趋势(见表 VII.3)。

26. 应民间社会和非政府组织观察员的建议和要求,所有项目和方案提案均原文张贴在适应基金网站上,感兴趣的利害关系方可在网上就提案发表意见。向董事会提交的对提案的评论可通过电子形式发送给秘书处¹⁹,可在网站上对应项目网页查阅,并纳入提交 PPRC 的对应项目文件。

J. 对项目组合的监测

27. 在报告所述期间,执行中的项目有 88 个,其中 10 个已开始执行,3 个已经完成(适应基金组合状况见附件 VIII)。到本报告期结束时,共向自适应基金运行以来批准的 132 个项目支付了 5.623 亿美元,其中包括报告期内拨付的 7,640 万美元。非洲是迄今获批赠款资金最多的地区,有 49 个项目,赠款额 3.869 亿美元(41.9%);其次是亚太地区,有 44 个项目,赠款额 2.609 亿美元(28.2%);拉丁美洲和加勒比,有 29 个项目,赠款额 2.358 亿美元(25.5%);东欧,有 6 个项目,批准供资 2,980 万美元(3.2%)。在全球范围内运作的方案有两个,总额 1,000 万美元,即由开发署和环境署运营的多边执行实体创新汇总方案。

28. 按部门划分,拨给农业部门项目的赠款额最大,批准额 1.796 亿美元(19.6%);之后依次是减少灾害风险和预警系统,1.123 亿美元(12.3%);水资源管理,1.061 亿美元(11.6%);多部门项目,9,870 万美元(10.8%);农村发展,9,860 万美元(10.8%)(见图 VII.3)。董事会第 39 次会议将审议适应基金第十二次年度业绩报告,涵盖 2021 年 7 月 1 日至 2022 年 6 月 30 日这一时期。

29. 赠款额细目按适应基金层面的结果分列,可在适应基金战略成果框架下跟踪。最大一笔赠款供资额用于框架下的结果四——“提高相关发展部门服务和基础设施资产的适应能力”(2.267 亿美元,占 30.1%);其次是结果五——“提高生态系统对气候变化和多变性所致压力的韧性”(1.605 亿美元,占 18.9%)。

K. 中期战略(2018-2022 年)

30. 2018-2022 年中期战略立足于适应基金的现有任务。根据其中的任务说明,适应基金通过支持国家驱动的项目和方案、创新和关于有效适应的多层次学习,加快和提高发展中国家适应行动的质量,从而为《巴黎协定》服务。适应基金所有活动都是为了让最弱势的社区和社会群体参与、增强权能并从中受益;推进性别平等和赋权妇女和女童;加强长期机构和技术能力以实现有效适应;在气候资金交付渠道之间建立互补性和一致性。中期战略列出了支持脆弱发展中国家的三大支柱:行动、创新以及学习和分享。虽然适应基金自成立以来一直支持创新和

¹⁸ 第 1/CMP.11 号决定,第 11 段。

¹⁹ 见 <https://www.adaptation-fund.org/contact/>。

学习，但中期战略设想为此类活动提供专项资金，并支持在各国或各区域推广得到实践检验的创新适应做法和技术。

31. 报告期内继续在中期战略下开展活动，对创新、学习和项目扩大的赠款供资窗口开展了第六和第七轮审查，并将新推出的强化直接获取供资窗口和创新大额赠款投入运作。董事会在交叉性主题下继续在准备方案下加强长期机构和技术能力建设，并通过执行最新的性别政策和性别行动计划来加强性别平等。

32. 董事会启动了制定下一个即 2023-2027 年中期战略的进程，同时考虑到当前中期战略中期审查的结果和建议，并通过公开和包容各方的磋商征求适应基金利益攸关方的意见²⁰。董事会第 38 次会议根据利益攸关方磋商的结果审议了 2023-2027 年中期战略的要素和选项²¹，并决定下一个中期战略将发展和加强当前中期战略的战略框架和成就，以巩固适应基金的比较优势并实现影响最优化²²。下一个中期战略列入当地主导和立足当地的适应这项战略重点，并加强行动、创新、学习和共享等战略支柱之间的联系和协同作用。

1. 强化直接获取

33. 董事会在行动支柱下启动了新推出的强化直接获取资金窗口，审议并核可了一项针对国家执行实体的强化直接获取资金构想提案，并批准了一笔项目编制款和一笔项目援助款，总额 5 万美元。董事会与可持续发展合作基金合作，为国家执行实体组织了一次关于强化直接获取资金问题的研讨会。

2. 创新

34. 在适应基金创新融资机制下，董事会批准了关于执行实体对完整项目或方案提案应用创新指标的指导意见。

35. 董事会在第 37 和第 38 次会议上启动了新推出的创新大额赠款，审议了 7 个新的大型创新项目提案，其中董事会核可了一个关于埃及的单一国家项目构想²³，两个区域前期构想，分别涉及肯尼亚和乌干达，冈比亚和坦桑尼亚联合共和国²⁴。

36. 董事会在第 37 和第 38 次会议上审议了两项新的小额创新赠款提案，并批准为不丹和乌干达提供 50 万美元的小额赠款²⁵。

37. COP 25 推出了适应基金气候创新加速器，作为特别融资机会，支持尚未建立国家执行实体的发展中国家以及私营部门和民间社会进行适应创新。在本报告所述期间，开发署发起了第一次提案征求书，环境署发起了第一次和第二次提案征求书，开发署和环境署—气候技术中心和网络根据首次提案征求书分别向 22 名和 10 名申请方提供了赠款。

²⁰ 董事会 B.37/38 号决定。

²¹ 董事会 AFB/B.38/5 号决定。

²² 董事会 B.38/49 号决定。

²³ 董事会 B.38/35 号决定。

²⁴ 董事会 B.37/31 和 B.38/36 号决定。

²⁵ 董事会 B.37/32 和 B.38/37 号决定。

3. 学习和分享

38. 《巴黎协定》对适应学习和分享给予了前所未有的重视，特别是发展中国家缔约方开展和参与的适应学习和分享²⁶。报告期内在中期战略学习和分享支柱下开展了一些相关活动：

(a) 为对适应基金项目可扩大性感兴趣的国家执行实体免费提供英文、法语和西班牙文的适应基金项目扩大赠款虚拟培训课程；

(b) 出版了一本小册子，介绍参加印度农行主办的国家交流下国家执行实体在粮食安全和气候抗御力方面的经验教训；

(c) 出版一份关于气候适应跨界办法的知识产品，综述适应基金组合的区域性跨界气候适应行动和干预措施；

(d) 出版一份知识产品，综述青年参与介入适应基金支持的气候适应项目的情况；

(e) 出版一份知识产品，综述适应基金简化认证流程，介绍经验教训和改进建议；

(f) 作为印度农行主办的以粮食安全和农村发展为主题的国家交流的一部分，举办了一次知识博览会，与会的国家执行实体分享了在实施该领域适应基金资助项目中的经验教训和挑战；

(g) 审议和批准一项学习补助金提案，用于哥斯达黎加，金额 149,994 美元。

4. 气候资金准备方案

39. 在报告期内，

(a) 董事会批准了更新的准备就绪一揽子赠款申请和审查模板，根据准备就绪一揽子试点项目报告，将每个国家执行实体的准备就绪一揽子赠款的资金总额从 10 万美元增加到 15 万美元²⁷；

(b) 以虚拟方式举行了经认证的国家执行实体年度气候资金准备就绪研讨会(2021 年 8 月 3 日至 5 日)，有 34 个经认证的国家执行实体出席，与会人员共近 75 名。与会者讨论了中期战略下扩大供资窗口为项目扩大、创新、学习和强化直接获取提供的专项赠款，并分享了在项目设计、执行、审查和监测、准备、认证和重新认证以及为特别易受气候变化影响的国家获取已有和新的适应基金资源方面的经验教训；

(c) 为经认证的国家执行实体举办了第 13 次适应基金气候资金准备网络研讨会，主题是在适应基金新的供资窗口下增加获得气候资金的机会(2021 年 12 月 9 日)；

(d) 以虚拟方式举办了三场全球认证培训研讨会，主题分别为适应基金认证和重新认证程序(2021 年 7 月 15 日)、2020 年适应基金关于消除认证差距的报

²⁶ 例如，《巴黎协定》第七条第七和第九款。

²⁷ 董事会 B.38/38 号决定。

告中确定的常见差距和挑战(2021年9月9日)、同一国家的第二个国家执行实体的认证要求(2022年6月9日)；

(e) 向实践社区提供支持，这是一项由适应基金经认证的国家执行实体和气候基金直接获取实体推动的举措。在适应基金和气候基金的支持下，气候基金于2021年12月30日批准了执行《实践社区行动计划》的提案，社区成员承诺金额为991,810欧元。截至2022年6月30日，承诺金额为120万欧元；

(f) 与印度农行合办的虚拟国家交流于2021年8月17日、19日和24日举行，目的是加强经认证的国家执行实体之间关于粮食安全专题的南南学习和同行学习；

(g) 举办了一次适应创新虚拟研讨会(2021年11月22日至23日)，讨论新的类型并阐明创新进程或路径，与会者讨论了如何准备和编制项目以推进适应创新；

(h) 与可持续发展合作基金联合举办了关于强化直接获取的现场研讨会(2022年6月21日至24日)。董事会推动经认证的国家执行实体之间就编制气候适应资金方案和制订适应项目交流教训、知识和经验，并鼓励通过适应基金的直接获取窗口编制气候资金方案。

5. 性别平等与赋权妇女和女童

40. 关于董事会组成中的性别平衡问题，到2022年6月30日，在32个席位中有14个由女性担任，占44%。

41. 适应基金更新后的性别平等政策和性别平等行动计划继续得到实施，包括进一步努力，从注重性别保障和预防性别伤害进一步扩展到积极主动地解决适应措施如何促进性别平等、增强妇女和女童的权能和能动性，并尽可能采取多角度方针考虑和解决因性别而异的气候变化脆弱性。适应基金发布了《采取多角度方针在适应相关干预措施中纳入性别观点的研究报告》，报告审查了多角度方针的重要性及其对于在适应干预措施性别主流化战略和做法产生的附加值，详细介绍了适应部门的具体实例。研究发现，在适应相关干预措施性别主流化中采取多角度方针不存在统一的办法，但多角度性的概念在不同背景下得到切实运用，从而有助于理解和应对更广泛的结构不平等²⁸。

42. 为了帮助加强执行实体将性别因素纳入适应基金项目和方案的能力，继续提供性别问题技术援助赠款，并提供关于在项目和方案设计和实施中处理环境、社会和性别因素的电子学习课程。

43. 继续努力改进适应基金促进性别平等的业务框架，包括政策和业务准则。在这方面，考虑到对执行实体、指定管理机构、适应基金民间社会网络和伙伴组织的调查结果，更新了执行实体关于遵守适应基金性别政策的指导文件。更新后的文件为执行实体提供了补充信息和实用指导，即如何以多角度方式将促进性别平等主流化贯穿于整个项目周期，同时提供了性别问题主流化工具包，如概念说明

²⁸ 适应基金，2022年。Study on intersectional approaches to gender mainstreaming in adaptation-relevant interventions. Available at <https://www.adaptation-fund.org/document/study-on-intersectional-approaches-to-gender-mainstreaming-in-adaptation-relevant-interventions/>.

所需的性别问题初步分析的清单和完整项目提案所需的性别评估的清单、具体部门性别评估实例以及按部门和主题分列的性别平等指标实例。

44. 《2021 财年适应基金年度绩效报告》²⁹ 在性别部分报告了 2021 财年中批准的一些项目中关于性别问题意识和响应的干预措施³⁰。

45. 继续与其他气候基金等伙伴组织和《气候公约》秘书处在性别考虑问题上开展合作。适应基金参加了妇女地位委员会第六十六届会议的高级别会外活动，并分享了与加强对性别问题有敏感认识的气候适应行动筹资机制以及为气候适应中的性别和健康考虑提供资金方面的经验、见解和挑战。

6. 与民间社会的对话

46. 自适应基金董事会第 12 次会议以来，董事会和民间社会组织之间一直开展定期对话，作为常设议程的一项内容，为董事会就议程上的议题听取建议和接收反馈以及交流意见提供了一个机会。中期战略申明，民间社会以各种方式为适应基金做出贡献，包括资源调动、就基金支持的项目提供实时更新和评估、收集目标受益者的意见以及融合知识管理。

47. 董事会考虑了适应基金民间社会网络提出的加强民间社会参与和介入适应基金工作的方案和建议。董事会批准了几个方案，包括就已有和新出现的政策和程序继续合作，在适应基金网站上创建一个关于利益攸关方参与的栏目，邀请民间社会成员参加适应基金准备工作研讨会。董事会决定继续讨论制定关于民间社会参与的政策或准则³¹。

L. 应对 2019 冠状病毒病大流行

48. 尽管面临与疫情有关的挑战和各国采取的相关限制性措施，但为确保继续为发展中国家提供支持，董事会及其各委员会以虚拟或混合形式组织和开展工作。

49. 作为标准程序中的一项内容，董事会可以通过滚动批准重大变更或不增加费用而延期完成项目的请求，解决与项目或方案有关的执行问题。在报告所述期间，董事会批准了两项不增加费用延期完成项目的请求，从而为有关国家和实体完成项目活动提供了更多的时间和灵活性，董事会还批准了四项对项目进行重大变更的请求和一项由执行实体直接提供项目服务的请求。

50. 董事会继续执行 2020 年通过的疫情对策，作为支持各国和执行实体减轻疫情影响并最大限度地减少适应基金项目组合遭受相关干扰的一套措施。这些措施为各执行实体和国家提供了额外的灵活性，以继续实施项目和方案，包括：

(a) 为因疫情而被推迟但计划在未来 24 个月内完成的适应项目和方案一律免费延长项目完成日期，最多延长 12 个月；

(b) 允许灵活适用重大变更，允许项目预算重新分配，最高可达项目总预算的 20%，以支付疫情相关费用；

²⁹ 董事会 AFB/EFC.28/3 号文件。

³⁰ 适应基金项目和方案中响应性别考虑的措施范例载于附件五。

³¹ 董事会 B.37/42 号决定。

(c) 鼓励各国将与疫情有关的事项纳入未来适应基金方案规划，以实现更广泛的复原力目标；

(d) 尽可能为执行实体虚拟实施某些项目活动提供灵活性，包括启动会议、监督活动和利害关系方磋商。

51. 根据这些临时规定，自疫情开始以来，董事会秘书处滚动批准了 12 项不增加费用而延长项目完成日期的请求。

52. 2021 年 12 月，与执行实体开发署合作，成功地为基金资助的在塞舌尔的项目开展了一次虚拟项目监测访问活动。

M. 对适应基金的评价

53. 报告所述期间是评价咨商小组开展工作的第三个年头。

1. 执行适应基金技术评价咨商小组的战略和工作方案

54. 评价咨商小组在四项工作要点上取得了进展：(1) 与董事会秘书处协商，制订一份适应基金评价政策草案，取代以前的评价框架；(2) 完成对中期战略的中期审查；(3) 完成两次事后评价试点；(4) 启动三项专题评价³²。

55. 道德操守和财务委员会(EFC)在第 29 次会议上审议了评价政策草案³³，董事会采纳了 EFC 的建议，批准了该草案³⁴。新的评价政策将于 2023 年 10 月生效，取代 2011 年批准并于 2012 年修订的评价框架。主要变化是：(1) 将评价职能提升到政策层面，并将评价与适应基金的战略、政策、目标、使命和特色联系起来；(2) 增加与适应基金的独特性相联系并以加强其特色为目的的评价原则和标准；(3) 鼓励使用评价证据和经验教训、评价能力发展和适应性管理；(4) 进行了扩展，纳入非强制性评价(实时和事后评价)；(5) 将评价职能预算准则纳入设想。为支持适应基金利益攸关方实施新的评价政策，董事会决定制定评价指导文件。将由一个咨询小组为制定指导文件提供支持。

56. EFC 在第 28 次会议上审议了对中期战略的中期审查以及管理层对此的回应。董事会采纳了 EFC 的建议，并注意到审查的主要结论和建议以及管理层的回应。审查的最后报告³⁵ 载有对中期战略执行进展(按中期战略的力度和执行计划中确定的目标界定)的评估以及完成当前中期战略和制定及执行下一个中期战略的六项建议。按照评价咨商小组的共同学习和共同创造原则，中期审查遵循了协商进程，包括与董事会及其秘书处、执行实体、民间社会代表以及气候变化适应和战略方面的专家进行讨论。

57. 评价咨商小组对两个项目进行了事后评价试点：在萨摩亚增强沿海社区对气候变化的适应能力(开发署，2013-2018 年)；在厄瓜多尔皮钦查省和朱邦斯河流域增强社区抵御气候变化对粮食安全不利影响的能力(粮食署，2011-2018 年)。

³² 见董事会 AFB/EFC.28/Inf.2 和 AFB/EFC.29/Inf.2 号文件。

³³ 董事会 AFB/EFC.29/6/Rev.1 号文件。

³⁴ 董事会 B.38/48 号决定。

³⁵ 董事会 AFB/EFC.28/7 号文件。

两个项目的评价人员和相关项目人员接受了事后评价方法的培训，实地工作已经完成。咨商小组正在总结初步经验教训，并将评估如何将这此经验教训吸收进制订的最终方法，该方法将用于今后的一系列事后评估。

58. 就适应基金创新、适应基金项目的可扩大性以及认证和相关准备情况启动了三项专题评估，评估结果计划在 2023 财年公布。

59. 在 EFC 第 29 次会议上提出了咨商小组更新工作方案³⁶，并得到董事会的批准³⁷。它为 2024 财年已有和新的工作要点列出了经调整的时间表。

2. 适应基金技术评价咨商小组的预算

60. 董事会批准了 1,329,965 美元的修订预算提案，用于支付评价咨商小组及其秘书处 2023 财政年度的业务费用，还批准了 1,336,413 美元的预算提案，用于支付评价咨商小组及其秘书处 2024 财政年度的业务费用³⁸。

N. 参加会议和活动情况

61. 除董事会会议、认证小组会议以及董事会及其秘书处组织的准备工作相关活动外，还举办了其他虚拟活动，展示适应基金的故事，并履行适应基金的任务，如对塞舌尔的项目现场开展了一次虚拟实地访问。此外，董事会及其秘书处和(或)评价咨商小组参加了附件四所列的会议和活动。

O. 传播

62. 董事会继续实施有效的传播战略，与适应基金利害关系方，包括《气候公约》秘书处、执行实体、实施实体和民间社会结成伙伴关系，就适应基金工作和供资机会制作和传播有趣易懂的内容和信息，包括实地的项目之声和适应基金项目组合的经验教训。关于执行传播战略和开展外联活动的详细情况载于附件六。

四. 为适应基金董事会执行任务提供的支持

63. CMP 5 鼓励附件一缔约方和国际组织在清洁发展机制项目活动收益分成以外向适应基金提供额外资金³⁹。CMP 7 继续鼓励附件一缔约方和国际组织提供资金⁴⁰。

64. 在报告所述期间，董事会根据资源调动战略(2016 年 10 月批准)⁴¹ 和资源调动行动计划(2017 年 3 月批准)⁴² 调动资源并获得支持以执行任务。

³⁶ 董事会 AFB/EFC.29/7 号文件。

³⁷ 董事会 B.38/47 号决定。

³⁸ 董事会 B.38/46 号决定。

³⁹ 第 4/CMP.5 号决定，第 9 段。

⁴⁰ 第 6/CMP.7 号决定，第 5 段。

⁴¹ 董事会 B.28/44 号决定。

⁴² 董事会 B.29/41 号决定。

65. 在 2020-2021 年两年期，为了满足日益增长的资源需求，董事会第 35 次会议第二场会议批准了每年 1.2 亿美元的新的资源筹集目标，并有一项谅解，即这是一个指示性目标，欢迎超出这一目标而提供更多支持⁴³。

66. 适应基金年度高级别捐助方对话在 COP 26 期间作为一项混合活动举行，由 COP 26 主席主持。支持适应基金的 20 个捐助方和受援方国家和次国家政府代表参加了这次成功的对话。17 个捐助方集体认捐额达到创纪录的 3.49 亿美元，其中 3 个是首次认捐。总额超过既定目标，是 2021 年筹集金额的三倍多。

67. 董事会继续审议 2022-2025 年资源调动战略和行动计划⁴⁴的最新草案⁴⁴。董事会会在第 38 次会议上决定⁴⁵ 请秘书处对在董事会中进行一次调查，以征求意见建议，从而更新战略和行动计划，供董事会第 39 次会议审议。

68. 董事会在政府资金来源以外的捐款方面采取了进一步行动，这些来源包括基金会、慈善组织、非营利组织、私人 and 私营部门企业。政府资金以外来源的捐款包括通过 2012 年建立的联合国基金会在线捐赠链接⁴⁶ 渠道提供的捐款。董事会定期推动为私营部门和个人向适应基金信托基金捐款提供机会。

69. 董事会正在采取步骤，积极向已有和潜在的捐助方宣传为执行董事会任务提供支持的机会，包括将与 COP 27 同期举行的 2022 年捐助方对话。

五. 适应基金和《巴黎协定》

70. 自 2019 年 1 月 1 日起，适应基金就与《巴黎协定》有关的所有事项，开始为《巴黎协定》服务，接受 CMA 的指导并对 CMA 负责，在《巴黎协定》第六条第四款下的收益分成到位后，将只为《巴黎协定》服务⁴⁷。CMP 14 和 CMA 1 决定，适应基金将继续从《京都议定书》第六、第十二和第十七条下的活动中收取收益分成(如有的话)，并由《巴黎协定》第六条第四款所设机制的收益分成以及各种自愿的公共和私人来源提供资金⁴⁸。

71. 关于董事会成员组成，CMP 16 确认《巴黎协定》缔约方有资格成为董事会成员，并请董事会修订有关程序和方法。CMP 16 还请履行机构继续审议与董事会成员组成有关的事项，提出一项建议供 CMP 17 审议⁴⁹。CMA 3 鼓励董事会继续审议围绕为《巴黎协定》服务方面的议事规则，包括在履行机构完成对董事会成员资格相关事项的审议之后⁵⁰。SBI 56 在非正式磋商中审议了这一事项，指出

⁴³ 董事会 B.35.b/22 号决定。

⁴⁴ 董事会 AFB/B.38/6 号文件。

⁴⁵ 董事会 B.38/50 号决定。

⁴⁶ <https://www.adaptation-fund.org/donate/>.

⁴⁷ 第 3/CMP.16 号决定，第 7-8 段。

⁴⁸ 第 3/CMP.16 号决定，第 7-8 段。

⁴⁹ 第 3/CMP.16 号决定，第 7-8 段。

⁵⁰ 第 13/CMA.3 号决定，第 13 段。

缔约方未能就结论达成一致。根据目前暂时适用的议事规则草案第 10 条(c)项和第 16 条，此事已列入 SBI 57 的临时议程⁵¹。

72. 关于缔约方获得适应基金资助的资格问题，CMP 16 确认，特别易受气候变化不利影响的《巴黎协定》发展中国家缔约方有资格获得适应基金的资助，并请董事会相应修订基金的业务政策和准则以及战略优先事项、政策和准则⁵²。对此，董事会在第 38 次会议上审议了该修正案，决定在闭会期间对董事会成员进行一次调查，以收集对拟议修正案的意見。这一事项将在第 39 次会议上讨论⁵³。

73. 关于适应基金的第四次审查，CMP 16 请董事会在提交 CMP 17 和 CMA 4 的报告中提供有关适应基金财务状况的信息，包括对《京都议定书》第六条项目的配量单位和减排单位的首次国际转让征收的收益分成的信息，以期在同届会议上完成对适应基金的第四次审查⁵⁴。董事会将在本报告增编中提供上述要求的信息。

74. CMP 16 授权从清洁发展机制信托基金向适应基金划拨 2,000 万美元，并请 CMA 在《巴黎协定》第六条第四款设立的机制实现自筹资金后，从适应基金中划拨 3,000 万美元以支持上述机制⁵⁵。

75. CMA 3 大力鼓励参加的缔约方和利害关系方采用合作式方法来承诺为适应工作提供资源，特别是向适应基金捐款，并考虑根据《巴黎协定》第六条提供资源，以帮助特别容易受到气候变化不利影响的发展中国家缔约方支付适应费用⁵⁶。

76. CMA 3 请《巴黎协定》第六条第四款所设机制的监督机构拟订并进一步完善关于用于行政开支及机制运作的收益分成的适当水平，包括实现将用于适应活动的收益分成定期转入适应基金，并将这些建议提交 CMA 4 审议和通过⁵⁷。CMA 3 决定，为帮助特别易受气候变化不利影响的发展中国家缔约方支付适应费用而征收的收益分成(对已发放的第六条第四款减排量收取 5%；监督机构确定的与第六条第四款活动规模或第六条第四款减排排放量有关的货币捐助；在该机制实现自筹资金后，先扣除该机制的运作费用和周转准备金后，从收取的行政费用的剩余资金中定期缴款，数额和频率由 CMA 决定)将根据第 13/CMA.1 号和第 1/CMP.14 号决定发放给适应基金。⁵⁸

⁵¹ FCCC/SBI/2022/10, 第 104 段。

⁵² 第 3/CMP.16 号决定，第 6 段。

⁵³ 董事会 B.38/51 号决定。

⁵⁴ 第 4/CMP.16 号决定，第 2 段。

⁵⁵ 第 2/CMP.16 号决定，第 20-21 段。

⁵⁶ 第 2/CMA.3 号决定，附件，第 37 段。

⁵⁷ 第 3/CMA.3 号决定，第 6(b)段。

⁵⁸ 第 3/CMA.3 号决定，附件，第 58、66 和 67 段。

六. 适应基金与《公约》之下其他机构之间的业务联系和关系

77. 董事会采取行动，促进与《公约》下其他机构的联系，如适应委员会、气候技术中心和网络、气候基金、环境基金、巴黎能力建设委员会、资金委和技执委⁵⁹。

78. 适应基金和其他多边气候基金(气候基金、环境基金和气候投资基金)的代表参加了 2021 年 11 月 3 日在 COP 26 会议间隙举行的第五次气候交付渠道年度对话。各个气候基金的负责人们讨论了基金联合路线图和 2022 年工作计划，以及关于加强互补和协作的联合声明，他们在声明中承诺推进三大支柱下的联合努力：探索方案编制中的协同配合；监测、评价和学习；交流和外联。

79. 根据基金联合路线图，并随着 COP 25 上的启动，在 2021-2022 年路线图工作计划执行方面取得了进展。在 COP 26 上，讨论了适应基金和气候基金在快速认证和重新认证问题上改进合作的办法，并确定了挑战和机遇。气候基金重新认证程序包括一个针对适应基金的快速通道，这一点得到明确。需要扩大交流，而两个基金的认证团队已同意在两家秘书处之间设立一个工作会议，以制定和执行认证和重新认证业务联系路线图的工作计划。

80. 实践社区得到了适应基金和气候基金的支持。继气候基金秘书处于 2021 年 12 月批准相关提案后，适应基金参加了与气候基金、德国国际合作署和实践社区关于启动实践社区活动的会议。

81. 作为最大限度地发挥对发展中国家的效果和实现长期复原力努力的一部分，适应基金和气候基金之间的试点框架已经开始运作，目的是在两个基金相互间扩大项目和方案，例如利用气候基金的资源扩大适应基金的项目。已经确定了符合框架所定标准的第一阶段项目和方案，并向相关指定主管机构通报了试点办法，以确认有无兴趣利用气候基金资源扩大已确定项目的规模。该框架的目标是：(1) 说明按照气候基金方案编制和项目批准程序(包括项目批准程序和简化批准程序)扩大规模是指什么；(2) 确定查明有潜力利用额外资源扩大规模的合格项目的办法；(3) 确定激励措施，概述各国及其指定主管部门、国家指定主管部门以及执行实体和气候基金经认证实体通过气候基金扩大实施已获成功的适应基金项目的益处；(4) 确定在该方法下发展欲扩大项目实际运作的流程和步骤。

82. 董事会秘书处作为观察员参加了气候基金董事会分别于 2021 年 10 月 4 日至 7 日、2022 年 3 月 28 日至 31 日和 2022 年 5 月 16 日至 19 日以虚拟或混合形式举行的第 30、31 和 32 次会议。

83. 董事会秘书处设在环境基金秘书处，环境基金秘书处促进信息和知识交流，并在需要时提供组织间支持。董事会秘书处作为观察员参加了环境基金理事会分别于 2021 年 12 月 6 日至 10 日和 2022 年 6 月 21 日至 23 日以虚拟或混合形式举行的第 61 次和第 62 次会议，以及环境基金信托基金第二次虚拟会议和第八次充资非正式会议。董事会秘书处参加了关于环境基金关于最不发达国家基金和气候变化特别基金适应气候变化方案编制战略的非正式磋商。

84. 董事会秘书处的一名代表作为专题讨论嘉宾参加了第一次格拉斯哥对话，讨论为避免、尽量减少和处理气候变化影响相关损失和损害的供资安排。董事会秘

⁵⁹ 根据第 2/CMP.10 号决定，第 6 段；第 2/CMP.14 号决定，第 8 段。

书处的代表应邀思考当前的金融形势，审视发展中国家可用于执行避免、尽量减少和处理气候变化影响相关损失和损害的方针的筹资机会。他在发言中介绍了适应基金在避免和尽量减少气候变化影响相关损失和损害方面工作的最新情况，包括基金关于减少灾害风险和预警系统的项目组合。

85. 董事会通过秘书处参加了 2021 年 9 月 2 日以虚拟形式举行的资金委关于气候资金流第四次(2020 年)两年期评估和概览以及关于确定发展中国家缔约方在执行《公约》和《巴黎协定》方面需求的第一份报告的技术利益攸关方对话。适应基金向资金委提供相关数据和报告，作为对两份报告的投入。

86. 董事会是联合国国家适应计划倡议 UN4NAPs 的参与组织，该倡议由《气候公约》秘书处于 2021 年发起，作为最不发达国家和小岛屿发展中国家持续通报技术援助需求的平台。董事会通过秘书处出席了该倡议伙伴组织之间的会议。

87. 董事会通过秘书处的创新团队，与技执会和 CTCN 合作，探索与技术框架的协调和配合，并通过适应基金气候创新加速器类型模型探索伙伴关系，以支持开发和推广创新的适应做法、工具和技术，促进学习。技执委为编制 2023-2026 年滚动工作计划征求意见建议，董事会通过秘书处对此做出贡献，以期探索下述各方面的机会：支持在不同国家和地区建立国家创新体系以推动直接获得气候资金和准备支持，支持当地主导的行动；促进适应方面的创新；建设获取资金用于创新包括监测的能力；促进气候适应和行动创新方面的学习和共享。

Annex I

Adaptation Fund Board members and alternate members as at 30 June 2022

[English only]

<i>Term of office^a</i>	<i>Position</i>	<i>Name</i>	<i>Party</i>	<i>Constituency</i>
March 2020– March 2023 (elected at CMP 15) ^b	Member	Patience Damphey	Ghana	African States
	Alternate	Fatou Ndeye Gaye	Gambia	African States
	Member	Sohee Gwag	Republic of Korea	Asia-Pacific States
	Alternate	Sheyda Nematollahi Sarvestani	Iran (Islamic Republic of)	Asia-Pacific States
	Member	Ala Druta	Republic of Moldova	Eastern European States
	Alternate	Aram Ter-Zakaryan	Armenia	Eastern European States
	Member	Margarita Caso Chávez	Mexico	Latin American and Caribbean States
	Alternate	Mariana Kasprzyk	Uruguay	Latin American and Caribbean States
	Member	Mirjam Büdenbender	Germany	Western European and other States
	Alternate	Susana Castro-Acuña Baixauli	Spain	Western European and other States
	Member	Idy Niang	Senegal	LDCs
	Alternate	Tshering Tashi	Bhutan	LDCs
	Member	Sylviane Bilgischer	Belgium	Annex I Parties
	Alternate	Matthias Bachmann	Switzerland	Annex I Parties
March 2022– March 2024 (elected at CMP 16)	Member	Washington Zhakata	Zimbabwe	African States
	Alternate	Ali Mohammed	Somalia	African States
	Member	Albara Tawfiq	Saudi Arabia	Asia-Pacific States
	Alternate	Ahmed Waheed	Maldives	Asia-Pacific States
	Member	Joanna Milwicz vel Delach	Poland	Eastern European States
	Alternate	Maia Tskhvaradze	Georgia	Eastern European States
	Member	Wenceslao Carrera Doral	Cuba	Latin American and Caribbean States
	Alternate	Victor Viñas	Dominican Republic	Latin American and Caribbean States
	Member	Antonio Navarra	Italy	Western European and other States
	Alternate	Mattias Broman	Sweden	Western European and other States
	Member	Michai Robertson	Antigua and Barbuda	SIDS
	Alternate	Angelique Pouponneau	Seychelles	SIDS
	Member	Marc Antoine Martin	France	Annex I Parties
	Alternate	Kevin Adams	United States	Annex I Parties
	Member	Lucas Di Pietro Paolo	Argentina	Non-Annex I Parties
	Alternate	Ahmadou Seborny Toure	Guinea	Non-Annex I Parties

^a Members and alternate members serve for a term of two years and are eligible to serve a maximum of two consecutive terms (see decision 1/CMP.3). Terms as members do not count towards terms as alternate members, and vice versa (see decision 1/CMP.4).

^b The term of office of a member or an alternate will start at the first AFB meeting in the calendar year following their election and end immediately before the first AFB meeting in the calendar year in which the term ends (see decision 4/CMP.5).

Annex II

Approved and actual budget for fiscal year 2022 and approved budget for fiscal year 2023 for the Adaptation Fund Board, its secretariat and the trustee, and for fiscal years 2023–2024 for the Technical Evaluation Reference Group of the Adaptation Fund and its secretariat

[English only]

<i>Budget item</i>	<i>Approved 2022 fiscal year (USD)</i>	<i>Actual 2022 fiscal year (USD)</i>	<i>Approved 2023 fiscal year (USD)</i>	<i>Approved 2024 fiscal year (USD)</i>
AFB and its secretariat				
Personnel	4 111 220	3 306 569	5 475 648	
Travel	456 000	275 822	456 000	
General operations	508 875	397 060	728 050	
Meetings	236 980	136 851	237 400	
Subtotal secretariat administrative services (a)	5 313 075	4 116 302	6 897 098	
Accreditation (b)	608 550	381 953	567 050	
Readiness Programme for Climate Finance (c)	756 950	275 257	748 700	
Subtotal secretariat (a)+(b)+(c)	6 678 575	4 773 512	8 212 848	
Evaluation function				
Personnel	408 083	426 821	457 552	466 396
Travel	134 702	60 529	108 744	112 006
General operations	136 327	87 201	115 000	116 879
Meetings	10 000	2 186	10 200	10 404
Evaluation	611 717	387 930	638 469	630 729
Subtotal evaluation function	1 300 829	964 667	1 329 965	1 336 413
Trustee				
Monetization of CERs	180 000	165 000	180 000	
Financial and programme management	320 000	320 000	320 000	
Investment management	245 000	268 000	256 500	
Accounting and reporting	60 000	58 000	58 000	
Legal services	56 000	56 000	64 000	
Subtotal trustee	861 000	867 000	878 500	
Total	8 840 404	6 605 179	10 421 313	

Annex III

Accredited implementing entities¹

[English only]

I. National implementing entities

Agency for Agricultural Development (ADA), Morocco
Agricultural Bank of Niger (BAGRI), Niger
Bhutan Trust Fund for Environmental Conservation (BTFEC), Bhutan
Chilean Agency for International Development Cooperation (AGCID), Chile
Department of Environment (DOE), Antigua and Barbuda
Desert Research Foundation of Namibia (DRFN), Namibia
Dominican Institute of Integral Development (IDDI), Dominican Republic
Ecological Monitoring Centre (CSE), Senegal
Environmental Management Agency (EMA), Zimbabwe
Environmental Project Implementation Unit (EPIU), Armenia
Fundecooperación for Sustainable Development, Costa Rica
General Directorate of Sectoral and Special Programs and Projects (DIPROSE), Argentina
Interprofessional Fund for Agricultural Research and Advice (FIRCA), Côte d'Ivoire
Mennonite Social Action Commission (CASM), Honduras
Mexican Institute of Water Technology (IMTA), Mexico
Micronesia Conservation Trust (MCT), Federated States of Micronesia
Ministry of Environment (MOE), Rwanda
Ministry of Finance and Economic Cooperation (MOFEC), Ethiopia
Ministry of Finance and Economic Development (MFED), Tuvalu
Ministry of Finance and Economic Management (MFEM), Cook Islands
Ministry of Planning and International Cooperation (MOPIC), Jordan
Ministry of Water and Environment (MoWE), Uganda
National Agency for Research and Innovation (ANII), Uruguay
National Bank for Agriculture and Rural Development (NABARD), India
National Environment Management Authority (NEMA), Kenya
National Environment Management Council (NEMC), United Republic of Tanzania
National Fund for Environment and Climate (FNEC), Benin
Natura Foundation, Panama
Palli Karma-Sahayak Foundation (PKSF), Bangladesh
Partnership for Governance Reform (Kemitraan), Indonesia
Peruvian Trust Fund for National Parks and Protected Areas (Profonanpe), Peru

¹ Presented in alphabetical order.

Planning Institute of Jamaica (PIOJ), Jamaica
Protected Areas Conservation Trust (PACT), Belize
South African National Biodiversity Institute (SANBI), South Africa

II. Multilateral implementing entities

African Development Bank (AfDB)
Asian Development Bank (ADB)
European Bank for Reconstruction and Development (EBRD)
Food and Agriculture Organization of the United Nations (FAO)
Inter-American Development Bank (IDB)
International Bank for Reconstruction and Development (IBRD)
International Fund for Agricultural Development (IFAD)
United Nations Development Programme (UNDP)
United Nations Educational, Scientific and Cultural Organization (UNESCO)
United Nations Environment Programme (UNEP)
United Nations Human Settlements Programme (UN-Habitat)
United Nations Industrial Development Organization (UNIDO)
World Food Programme (WFP)
World Meteorological Organization (WMO)

III. Regional implementing entities

Caribbean Community Climate Change Centre (CCCCC)
Caribbean Development Bank (CDB)
Central American Bank for Economic Integration (CABEI)
Development Bank of Latin America (CAF)
International Centre for Integrated Mountain Development (ICIMOD)
Pacific Community (SPC)
Sahara and Sahel Observatory (OSS)
Secretariat of the Pacific Regional Environment Programme (SPREP)
West African Development Bank (BOAD)

Annex IV

Participation in meetings and events during the reporting period

[English only]

In addition to AFB meetings, Accreditation Panel meetings and readiness-related events organized by the AFB and its secretariat (described in chap. III of this document), the AFB, its secretariat and/or the AF-TERG organized and/or participated in the following:

- (a) COP26 Catalyst for Climate Action event, organized by the COP 26 Presidency, at Asia-Pacific Regional Climate Week (8 July 2021, virtual);
- (b) First project board meeting of the Adaptation Fund Climate Innovation Accelerator and AF–UNDP Innovation Small Grant Aggregator Platform (8 July 2021, virtual);
- (c) GCF consultations on enhanced direct access (13 July 2021, virtual);
- (d) 1st technical meeting of the Santiago network for averting, minimizing and addressing loss and damage associated with the adverse effects of climate change (16 July 2021, virtual);
- (e) Weekly meetings of the COP26 Catalyst Action Group on Access to Finance (between 24 August and 9 November 2021);
- (f) SCF technical stakeholder dialogue (2 September 2021, virtual);
- (g) 15th round-table meeting with development partners – update on the twelfth five-year plan of Bhutan (2 September 2021, Thimphu and virtual);
- (h) Launch of the “Building Resilience for Adaptation to Climate Change and Climate Variability in Agriculture in Saint Lucia” project implemented by the Caribbean Development Bank (3 September 2021, Castries and virtual);
- (i) 23rd meeting of the TEC (7–13 September 2021, virtual);
- (j) CTCN technical meeting (8 September 2021, virtual);
- (k) Informal consultations on the GEF programming strategy on adaptation to climate change for the Least Developed Countries Fund and the Special Climate Change Fund (16 September 2021, virtual);
- (l) Second meeting on the eighth replenishment of the GEF (29 September to 1 October 2021, virtual);
- (m) 30th meeting of the GCF Board (4–7 October 2021, virtual);
- (n) Launch of the WMO report *2021 State of Climate Services: Water* (5 October 2021, virtual);
- (o) Adaptation Futures 2020, plenary on adaptation finance (7 October 2021, virtual);
- (p) Towards the sustainable development of SIDS: UNESCO global dialogue series (22 October 2021, virtual);
- (q) United Nations Climate Change Conference 2021 (31 October to 13 November 2021, Glasgow, United Kingdom);
- (r) COP 26 side event on gender-just climate finance: from barriers to actionable solutions (4 November 2021, Glasgow, United Kingdom);
- (s) FAO Land and Water Days (8–9 December 2021, virtual);
- (t) Formative evaluations of work of the United Nations Entity for Gender Equality and the Empowerment of Women in the area of climate change (9 December 2021, virtual);

- (u) Sweden Innovation Days, organized by the national innovation agency (17–20 January 2022, virtual);
- (v) Session on climate technology and adaptation – youth-led innovative approaches at the 2022 Conference of the Global Sustainable Technology and Innovation Community (19 January 2022, virtual);
- (w) WFP digital transformation workshop (1 February 2022, virtual);
- (x) Round-table expert dialogues on the second MTS (8 and 10 February 2022, virtual);
- (y) Second meeting on the GEF programming strategy on adaptation to climate change for the Least Developed Countries Fund and the Special Climate Change Fund and operational improvements (16 February 2022, virtual);
- (z) UN4NAPs focal point meeting (23 February 2022, virtual);
- (aa) Interim meeting on the eighth replenishment of the GEF (8–9 March 2022, virtual);
- (bb) UNFPA side event on the threat of the climate crisis to gender equality and the sexual and reproductive health and rights of women and girls, at the Commission on the Status of Women (16 March 2022, virtual);
- (cc) Session on research into action organized by the AFB secretariat at the Gobeshona Global Conference (28 March 2021, virtual);
- (dd) Side event on integrated approaches to enhance climate finance access for adaptation, organized by the AFB secretariat at Middle East and North Africa Climate Week (28 March 2021, virtual);
- (ee) 31st meeting of the GCF Board (28–31 March 2022, virtual);
- (ff) Ministerial discussion on climate impacts on SIDS convened by the Government of Canada at the World Bank and International Monetary Fund Spring Meetings (21 April 2022, Washington, D.C.);
- (gg) Fifteenth session of the Conference of the Parties to the United Nations Convention to Combat Desertification (9–20 May 2022, Abidjan, Côte d’Ivoire);
- (hh) Side events on addressing land degradation and ecosystem restoration through transformative projects and programmes by financing opportunities for increased impact and on the integrated development and adaptation to climate change in the Zambezi Watercourse (5–6 May 2022, Abidjan, Côte d’Ivoire);
- (ii) 32nd meeting of the GCF Board (16–19 May 2022, hybrid);
- (jj) National forum on climate change adaptation (16–20 May 2022, Abidjan, Côte d’Ivoire);
- (kk) Climate change induced loss and damage: informal event on the state of play, organized by Irish Aid and Overseas Development Institute (17–18 May 2022, virtual);
- (ll) Training workshop on climate finance access and mobilization in the island States in the Indian Ocean (23–26 May 2022, Bandos, Maldives);
- (mm) AF-TERG members meeting (31 May to 3 June 2022, Washington, D.C.);
- (nn) Stockholm+50: a healthy planet for the prosperity of all – our responsibility, our opportunity (2–3 June 2022, Stockholm);
- (oo) Fifty-sixth sessions of the UNFCCC subsidiary bodies (6–16 June 2022, Bonn);
- (pp) UN4NAPs side event (13 June 2022, Bonn);
- (qq) Conference of the Climate and Health Africa Network for Collaboration and Engagement (23–24 June 2022, virtual);
- (rr) Caribbean Safe School Initiative third ministerial forum on school safety (28–30 June 2022, Sint Maarten).

Annex V

Examples of gender-sensitive and -responsive interventions in Adaptation Fund projects approved during the reporting period

[English only]

1. Efforts to proactively address gender equality and women's empowerment in adaptation action have continued by ensuring that AF-funded projects and programmes include gender-responsive measures for effective, sustainable and equitable outcomes of adaptation action.
2. Gender-sensitive and -responsive interventions in two AF projects or programmes approved during the reporting period,¹ extracted from their gender assessments and project-specific gender action plans, include:
 - (a) To guide evidence-based adaptation action in projects to raise awareness of the differentiated impacts of climate change on subgroups of women, which include collecting data and managing knowledge on the impact of climate change adaptation on gender equality (using methodologies such as household surveys and focus groups, and documentation of best practices and lessons learned to be replicated and scaled up);
 - (b) To improve women's economic empowerment and autonomy, the projects aim to increase access to formal and non-formal education; capacity-building and productive assets (targeting 60 per cent of female beneficiaries); literacy training, life skills, irrigation technologies, improved soil and water conservation techniques, and irrigation technologies (100 per cent of women beneficiaries); and market opportunities through promotion of small businesses and entrepreneurship; and to reduce the digital divide for rural women in terms of access to information;
 - (c) To increase women's participation and agency, the projects are aimed at increasing women's role in decision-making at the household and community level, for example by setting a target percentage of women in communities for gender-balanced stakeholder consultation, and by carrying out gender-awareness training for civil society organizations and beneficiary communities. The need for an intersectional approach in the stakeholder consultation process has been recognized, which translates into the participation of indigenous women, women of African descent, female farmers and women's leaders from different regions;
 - (d) To strengthen sustainability and strategic partnerships for gender equality, the projects include project staff gender training and local and national capacity-building, with a focus on gender mainstreaming, nutritional education, school safety and environmental adaptation planning. The targeted communities and stakeholders are broad and diverse and include national and subnational entities and organizations led by indigenous and rural women, youth, internally displaced people, refugees, heads of households, children, elderly people and people with disabilities;
 - (e) To address gender-based violence and structural discrimination, the projects have in place and ensure access to grievance mechanisms.

¹ Increasing the resilience of vulnerable populations in Costa Rica by scaling up Adapta2+, implemented by Fundecooperación for Sustainable Development; and strengthening resilience to climate and COVID-19 shocks through integrated water management in the Sudan–Chad border area, implemented by FAO.

Annex VI

Communications

[English only]

1. The AFB, with support of its secretariat, continued its effective strategy of producing and disseminating engaging content in targeted news streams to highlight AF work, project voices on the ground, growing demand for projects and adaptation finance needs, and expanding funding windows and opportunities for countries, among other timely topics.
2. The AFB, supported by its secretariat, continued to be highly productive in its communication endeavours and to innovate new avenues of communication, including the AF podcast series “Building Climate Resilience” and working closely with implementing partners and other stakeholders to showcase AF projects and programmes in action via videos and stories, including using drone footage of projects and highlighting beneficiary voices on the ground, while working creatively around challenges due to the pandemic.
3. Key AF events and other outreach activities were showcased via social media, photo albums, flyers and other platforms. These efforts helped to significantly grow the AF website audience as well as partnerships with key communications colleagues from other funds, IEs and executing entities, civil society organizations, the UNFCCC and other stakeholders operating in the climate space.
4. The AFB, through its secretariat, organized and coordinated the first-ever full-scale AF pavilion, at COP 26, which was very well received, particularly its branded design, and served as a base for raising visibility and media attention for the AF. In combination with project videos, photos and materials, the pavilion provided a space for promoting partnerships and contributed to the momentum that led to record-breaking resources mobilized for the AF. The AFB, with its secretariat’s support, produced a web page highlighting AF activities at COP 26, which attracted more than double the page views as the equivalent web page for COP 25.
5. The AFB, with support of its secretariat, produced 15 press releases, seven project stories, including four in collaboration with media partner Climate Home News to extend the reach, and several e-newsletters and blogs. Themes such as locally led adaptation, enhanced direct access, project scale-up, learning, disaster risk reduction, nature-based solutions, gender and youth, technology and innovation in adaptation were highlighted. Project stories covered a wide range of countries, including direct access projects and those in SIDS and the LDCs. Multimedia products included seven videos showcasing AF projects in action and thought leadership in adaptation across key trends, seven podcasts featuring interviews with NIEs, adaptation leaders and key stakeholders, and seven photo essays. Key messaging was developed and shared to maximize leadership interventions in outreach events. Several new brochures and social media cards were developed on timely themes, and additional stories and videos shared from IE partners.
6. Through extensive media campaigns supported by the AFB secretariat, the AF was in the media spotlight consistently. Significant growth was seen across the diverse communication platforms of the AF and in mentions of the AF in the media, which more than tripled since the previous year.
7. The number of AF website users rose by more than 15 per cent and page views surpassed 760,500, an 8 per cent increase when compared with the previous reporting period. With regard to social media, the AF reached nearly 20,000 followers on Twitter thanks to the active posting of nearly 500 tweets. The continued growth and production of its communication channels has in turn fed the growth of the AF by continuing to build its brand and reaching a growing key audience with quality and diverse communication products highlighting its evolving work.

Annex VII

Project-related funding decisions made by the Adaptation Fund Board between 1 July 2021 and 30 June 2022

[English only]

Table VII.1

Project-related funding decisions made by the Adaptation Fund Board during the intersessional period between its 36th and 37th meetings

<i>Party/Parties</i>	<i>IE</i>	<i>PPRC document number</i>	<i>Grant size (USD)</i>	<i>Execution cost (USD)</i>	<i>NIE funding (USD)</i>	<i>RIE funding (USD)</i>	<i>MIE funding (USD)</i>	<i>AFB decision</i>	<i>Funding set aside (USD)</i>
1. Full proposals: single country									
NIE									
Uganda	MoWE	AFB/PPRC.27-28/2	2 249 000	30 799	2 249 000			Not approved	0
MIE									
Djibouti	IFAD	AFB/PPRC.27-28/3	5 339 285	465 000			5 339 285	Approved	5 339 285
Subtotal			7 588 285	495 799	2 249 000		5 339 285		5 339 285
2. Full proposals: regional									
RIE									
Angola, Namibia	OSS	AFB/PPRC.27-28/4	11 941 038	920 183		11 941 038		Approved	11 941 038
Benin, Burkina Faso, Côte d'Ivoire, Gambia, Ghana, Guinea, Liberia, Mali, Niger, Nigeria, Senegal, Sierra Leone, Togo	OSS	AFB/PPRC.27-28/5	14 000 000	1 120 905		14 000 000		Not approved	0
MIE									
Cambodia, Lao People's Democratic Republic, Thailand, Viet Nam	UNESCO	AFB/PPRC.27-28/6	4 898 775	374 524			4 898 775	Not approved	0
Côte d'Ivoire, Ghana	UN-Habitat	AFB/PPRC.27-28/7	13 951 160	1 195 600			13 951 160	Not approved	0
Subtotal			44 790 973	3 611 212		25 941 038	18 849 935		11 941 038
Total (1+2)			52 379 258	4 107 011	2 249 000	25 941 038	24 189 220		17 280 323

Table VII.2

Project-related funding decisions made by the Adaptation Fund Board at its 37th meeting

<i>Party/Parties</i>	<i>IE</i>	<i>PPRC document number</i>	<i>Grant size (USD)</i>	<i>Execution cost (USD)</i>	<i>NIE funding (USD)</i>	<i>RIE funding (USD)</i>	<i>MIE funding (USD)</i>	<i>AFB decision</i>	<i>Funding set aside (USD)</i>
1. Full proposals: single country									
NIE									
Bhutan	BT FEC	AFB/PPRC/28/5	9 998 955	600 000	9 998 955			Not approved	0
Indonesia (1)	Kemitraan	AFB/PPRC.27/5	963 456	84 358	963 456			Approved	963 456
Indonesia (2)	Kemitraan	AFB/PPRC.27/6	824 835	72 221	824 835			Approved	824 835
United Republic of Tanzania (1)	NEMC	AFB/PPRC/28/6	2 500 000	201 271	2 500 000			Not approved	0
United Republic of Tanzania (2)	NEMC	AFB/PPRC/28/7	4 000 000	322 050	4 000 000			Not approved	0
Uganda (1)	MoWE	AFB/PPRC/28/8	2 249 000	181 000	2 249 000			Not approved	0
MIE									
Côte d'Ivoire	IFAD	AFB/PPRC/28/9	6 000 000	108 431			6 000 000	Waitlisted (2nd)	0
Haiti	UNESCO	AFB/PPRC/28/10	9 916 344	867 000			9 916 344	Waitlisted (1st)	0
Malaysia	UN-Habitat	AFB/PPRC/28/11	10 000 000	799 613			10 000 000	Waitlisted (3rd)	0
Subtotal			46 452 590	3 235 944	20 536 246		25 916 344		1 788 291
2. Concepts: single country									
NIE									
Costa Rica	Fundecooperación	AFB/PPRC/28/12	10 000 000	860 000	10 000 000			Not endorsed	
Honduras	CASM	AFB/PPRC/28/13	4 000 000	380 000	4 000 000			Not endorsed	
United Republic of Tanzania (3)	NEMC	AFB/PPRC/28/14	3 500 000	282 000	3 500 000			Endorsed	
Uganda (2)	MoWE	AFB/PPRC/28/15	9 504 600	744 600	9 504 600			Not endorsed	
RIE									
Trinidad and Tobago	CAF	AFB/PPRC/28/16	10 000 000	750 000		10 000 000		Endorsed	
MIE									
Nicaragua	FAO	AFB/PPRC/28/17	10 000 000	875 000			10 000 000	Not endorsed	
North Macedonia	FAO	AFB/PPRC/28/18	9 991 711	798 950			9 991 711	Endorsed	
Vanuatu	FAO	AFB/PPRC/28/19	7 128 450	570 000			7 128 450	Endorsed	
Subtotal			64 124 761	5 260 550	27 004 600	10 000 000	27 120 161		

	<i>Party/Parties</i>	<i>IE</i>	<i>PPRC document number</i>	<i>Grant size (USD)</i>	<i>Execution cost (USD)</i>	<i>NIE funding (USD)</i>	<i>RIE funding (USD)</i>	<i>MIE funding (USD)</i>	<i>AFB decision</i>	<i>Funding set aside (USD)</i>
3. PFG/PFA: single country										
NIE										
PFG	Costa Rica	Fundecooperación	AFB/PPRC/28/12/Add.1	30 000		30 000			Not approved	0
PFA	Costa Rica	Fundecooperación	AFB/PPRC/28/12/Add.2	20 000		20 000			Not approved	0
PFG	Honduras	CASM	AFB/PPRC/28/13/Add.1	30 000		30 000			Not approved	0
PFA	Honduras	CASM	AFB/PPRC/28/13/Add.2	20 000		20 000			Not approved	0
PFG	United Republic of Tanzania (3)	NEMC	AFB/PPRC/28/14/Add.1	30 000		30 000			Approved	30 000
PFG	Uganda (2)	MoWE	AFB/PPRC/28/15/Add.1	45 000		45 000			Not approved	0
Subtotal				175 000		175 000				30 000
4. Full proposals: regional										
RIE										
	Benin, Burkina Faso, Côte d'Ivoire, Gambia, Ghana, Guinea, Liberia, Mali, Niger, Nigeria, Senegal, Sierra Leone, Togo	OSS	AFB/PPRC/28/20	14 000 000	1 120 905		14 000 000		Approved	14 000 000
Subtotal				14 000 000	1 120 905		14 000 000			14 000 000
5. Concepts: regional										
MIE										
	Botswana, Malawi, Mozambique, South Africa, Zambia, Zimbabwe	IFAD	AFB/PPRC/28/21	13 932 000	645 500			13 932 000	Not endorsed	
	Cuba, Panama	FAO	AFB/PPRC/28/22	14 000 000	1 330 000			14 000 000	Endorsed	
	India, Sri Lanka	WFP	AFB/PPRC/28/23	13 995 524	1 119 100			13 995 524	Endorsed	
Subtotal				41 927 524	3 094 600			41 927 524		
6. PFG: regional concepts										
MIE										
PFG	Cuba, Panama	FAO	AFB/PPRC/28/22/Add.1	100 000				100 000	Approved	100 000
PFG	India, Sri Lanka	WFP	AFB/PPRC/28/23/Add.1	80 000				80 000	Approved	80 000
Subtotal				180 000				180 000		180 000
7. Pre-concepts: regional										

	<i>Party/Parties</i>	<i>IE</i>	<i>PPRC document number</i>	<i>Grant size (USD)</i>	<i>Execution cost (USD)</i>	<i>NIE funding (USD)</i>	<i>RIE funding (USD)</i>	<i>MIE funding (USD)</i>	<i>AFB decision</i>	<i>Funding set aside (USD)</i>
RIE										
	Benin, Togo	OSS	AFB/PPRC/28/24	14 000 000	1 040 000		14 000 000		Endorsed	
MIE										
	Cambodia, Lao People's Democratic Republic, Myanmar, Thailand, Viet Nam	WMO	AFB/PPRC/28/25	13 662 862	1 092 500			13 662 862	Not endorsed	
	Cambodia, Viet Nam	UNIDO	AFB/PPRC/28/26	14 000 000	1 225 785			14 000 000	Not endorsed	
	Costa Rica, Panama	UNEP	AFB/PPRC/28/27	11 900 000	950 000			11 900 000	Endorsed	
Subtotal				53 562 862	4 308 285		14 000 000	39 562 862		
8. PFG: regional pre-concepts										
RIE										
PFG	Benin, Togo	OSS	AFB/PPRC/28/24/Add.1	20 000			20 000		Approved	20 000
MIE										
PFG	Cambodia, Lao People's Democratic Republic, Myanmar, Thailand, Viet Nam	WMO	AFB/PPRC/28/25/Add.1	19 980				19 980	Not approved	0
PFG	Cambodia, Viet Nam	UNIDO	AFB/PPRC/28/26/Add.1	20 000				20 000	Not approved	0
PFG	Costa Rica, Panama	UNEP	AFB/PPRC/28/27/Add.1	20 000				20 000	Approved	20 000
Subtotal				79 980			20 000	59 980		40 000
Total (1+2+3+4+5+6+7+8)				220 502 717	17 020 284	47 715 846	38 020 000	134 766 871		16 038 291
9. Full proposals: enhanced direct access										
NIE										
	Rwanda	Ministry of Environment	AFB/PPRC/28/29	5 000 000	386 300	5 000 000			Not approved	0
Subtotal				5 000 000	386 300	5 000 000				0
10. Concepts: enhanced direct access										
NIE										
	Belize	PACT	AFB/PPRC/28/30	5 000 000	68 180	5 000 000			Endorsed	
Subtotal				5 000 000	68 180	5 000 000				
11. PFG/PFA: enhanced direct access										
NIE										
PFG	Belize	PACT	AFB/PPRC/28/30/Add.1	30 000		30 000			Approved	30 000

	<i>Party/Parties</i>	<i>IE</i>	<i>PPRC document number</i>	<i>Grant size (USD)</i>	<i>Execution cost (USD)</i>	<i>NIE funding (USD)</i>	<i>RIE funding (USD)</i>	<i>MIE funding (USD)</i>	<i>AFB decision</i>	<i>Funding set aside (USD)</i>
PFA	Belize	PACT	AFB/PPRC/28/30/Add.2	20 000		20 000			Approved	20 000
Subtotal				50 000		50 000				50 000
Total (9+10+11)				10 050 000	454 480	10 050 000				50 000
12. Concepts single country: large innovation projects										
NIE										
	Belize	PACT	AFB/PPRC/28/32	4 970 000	435 166	4 970 000			Not endorsed	
MIE										
	Somalia	UNEP	AFB/PPRC/28/33	5 000 000	475 000			5 000 000	Not endorsed	
	Viet Nam	IFAD	AFB/PPRC/28/34	5 000 000	332 000			5 000 000	Not endorsed	
Subtotal				14 970 000	1 242 166	4 970 000		10 000 000		
13. PFG/PFA: single-country large innovation projects										
NIE										
PFG	Belize	PACT	AFB/PPRC/28/32/Add.1	30 000		30 000			Not approved	0
PFA	Belize	PACT	AFB/PPRC/28/32/Add.2	20 000		20 000			Not approved	0
Subtotal				50 000		50 000				0
14. Pre-concepts regional: large innovation projects										
MIE										
	Kenya, Uganda	UNIDO	AFB/PPRC/28/35	5 000 000	437 295		5 000 000		Endorsed	
Subtotal				5 000 000	437 295		5 000 000			
Total (12+13+14)				20 020 000	1 679 461	5 020 000	5 000 000	10 000 000		0
15. Innovation small grants										
NIE										
	Bhutan	BTFEC	AFB/PPRC/28/37	250 000	20 000	250 000			Approved	250 000
	Uganda	MoWE	AFB/PPRC/28/38	250 000	15 000	250 000			Not approved	0
Subtotal				500 000	35 000	500 000				250 000
16. Learning grants										
NIE										
	Costa Rica	Fundecooperación	AFB/PPRC/28/40	149 994		149 994			Approved	149 994
Subtotal				149 994		149 994				149 994
Total (1+2+3+4+5+6+7+8+9+10+11+12+13+14+15+16)				251 222 711	19 189 225	63 435 840	43 020 000	144 766 871		16 488 285

Table VII.3

Project-related funding decisions made by the Adaptation Fund Board during the intersessional period between its 37th and 38th meetings

<i>Party/Parties</i>	<i>IE</i>	<i>PPRC document number</i>	<i>Grant size (USD)</i>	<i>Execution cost (USD)</i>	<i>NIE funding (USD)</i>	<i>RIE funding (USD)</i>	<i>MIE funding (USD)</i>	<i>AFB decision</i>	<i>Funding set aside (USD)</i>
Full proposals: single country									
MIE									
Côte d'Ivoire	IFAD	AFB/PPRC/28/9	6 000 000	108 431			6 000 000	Approved	6 000 000
Haiti	UNESCO	AFB/PPRC/28/10	9 916 344	867 000			9 916 344	Approved	9 916 344
Malaysia	UN-Habitat	AFB/PPRC/28/11	10 000 000	799 613			10 000 000	Approved	10 000 000
Subtotal			25 916 344	1 775 044			25 916 344		15 916 344
Total			25 916 344	1 775 044			25 916 344		15 916 344

Table VII.4

Project-related funding decisions made by the Adaptation Fund Board at its 38th meeting

<i>Party/Parties</i>	<i>IE</i>	<i>PPRC document number</i>	<i>Grant size (USD)</i>	<i>Execution cost (USD)</i>	<i>NIE funding (USD)</i>	<i>RIE funding (USD)</i>	<i>MIE funding (USD)</i>	<i>AFB decision</i>	<i>Funding set aside (USD)</i>
1. Full proposals: single country									
NIE									
Niger	Agricultural Bank of Niger	AFB/PPRC.29/4	9 982 000	797 200	9 982 000			Not approved	0
United Republic of Tanzania (1)	NEMC	AFB/PPRC.29/5	2 500 000	201 271	2 500 000			Not approved	0
United Republic of Tanzania (2)	NEMC	AFB/PPRC.29/6	4 000 086	316 383	4 000 086			Not approved	0
Zimbabwe	EMA	AFB/PPRC.29/7	4 989 000	432 000	4 989 000			Not approved	0
RIE									
Trinidad and Tobago	CAF	AFB/PPRC.29/8	10 000 000	857 608		10 000 000		Approved	10 000 000
MIE									
Central African Republic	IFAD	AFB/PPRC.29/9	10 000 000	180 717			10 000 000	Not approved	0
Kyrgyzstan	IFAD	AFB/PPRC.29/10	9 999 313	577 894			9 999 313	Approved	9 999 313
Subtotal			51 470 399	3 363 073	21 471 086	10 000 000	19 999 313		19 999 313

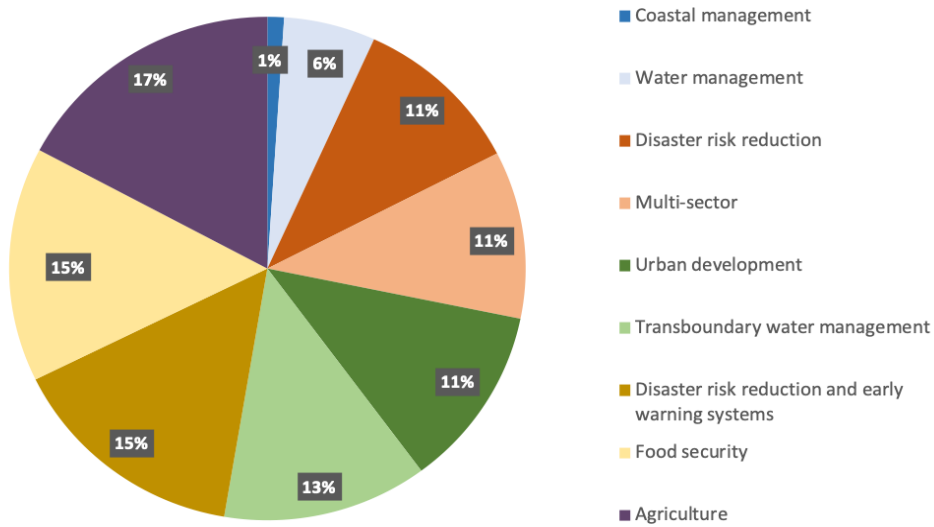
2. Concepts: single country**NIE**

<i>Party/Parties</i>	<i>IE</i>	<i>PPRC document number</i>	<i>Grant size (USD)</i>	<i>Execution cost (USD)</i>	<i>NIE funding (USD)</i>	<i>RIE funding (USD)</i>	<i>MIE funding (USD)</i>	<i>AFB decision</i>	<i>Funding set aside (USD)</i>
Benin (1)	FNEC	AFB/PPRC.29/11	2 934 545	234 650	2 934 545			Endorsed	
Benin (2)	FNEC	AFB/PPRC.29/12	3 053 742	244 181	3 053 742			Endorsed	
Costa Rica	Fundecooperación	AFB/PPRC.29/13	10 000 000	860 000	10 000 000			Endorsed	
Côte d'Ivoire	FIRCA	AFB/PPRC.29/14	4 000 000	319 845	4 000 000			Not endorsed	
Honduras	CASM	AFB/PPRC.29/15	4 000 000	380 000	4 000 000			Not endorsed	
Peru	Profonanpe	AFB/PPRC.29/16	5 465 145	437 000	5 465 145			Not endorsed	
Uganda	MoWE	AFB/PPRC.29/17	9 504 600	760 000	9 504 600			Endorsed	
RIE									
Argentina	CAF	AFB/PPRC.29/18	10 000 000	879 117		10 000 000		Not endorsed	
Papua New Guinea	Pacific Community	AFB/PPRC.29/19	9 908 461	867 658		9 908 461		Endorsed	
MIE									
Cabo Verde	FAO	AFB/PPRC.29/20	9 998 228	875 930			9 998 228	Endorsed	
Lao People's Democratic Republic	UN-Habitat	AFB/PPRC.29/21	6 811 474	596 396			6 811 474	Not endorsed	
Nicaragua	FAO	AFB/PPRC.29/22	10 000 000	875 000			10 000 000	Endorsed	
Philippines	UNIDO	AFB/PPRC.29/23	5 463 643	397 816			5 463 643	Endorsed	
Sri Lanka	UN-Habitat	AFB/PPRC.29/24	2 000 000	175 104			2 000 000	Endorsed	
Zambia	IFAD	AFB/PPRC.29/25	10 000 000	883 500			10 000 000	Not endorsed	
Subtotal			103 139 838	8 786 197	38 958 032	19 908 461	44 273 345		
3. PFG: single country									
NIE									
Benin (1)	FNEC	AFB/PPRC.29/11/Add.1	27 000		27 000			Approved	27 000
Costa Rica	Fundecooperación	AFB/PPRC.29/13/Add.1	50 000		50 000			Approved	50 000
Côte d'Ivoire	FIRCA	AFB/PPRC.29/14/Add.1	50 000		50 000			Not approved	0
Honduras	CASM	AFB/PPRC.29/15/Add.1	50 000		50 000			Not approved	0
Uganda	MoWE	AFB/PPRC.29/17/Add.1	45 000		45 000			Approved	45 000

<i>Party/Parties</i>	<i>IE</i>	<i>PPRC document number</i>	<i>Grant size (USD)</i>	<i>Execution cost (USD)</i>	<i>NIE funding (USD)</i>	<i>RIE funding (USD)</i>	<i>MIE funding (USD)</i>	<i>AFB decision</i>	<i>Funding set aside (USD)</i>
Subtotal			222 000		222 000				122 000
4. Full proposals: regional									
RIE									
Belize, Guatemala, Honduras	Central American Bank for Economic Integration	AFB/PPRC.29/26	13 248 121	1 160 250		13 248 121		Not approved	0
MIE									
Antigua and Barbuda, Saint Lucia	UN-Habitat	AFB/PPRC.29/27	13 996 500	1 225 500			13 996 500	Not approved	0
Chad, Sudan	FAO	AFB/PPRC.29/28	14 000 000	1 200 625			14 000 000	Approved	14 000 000
Côte d'Ivoire, Ghana	UN-Habitat	AFB/PPRC.29/29	13 986 990	1 197 000			13 986 990	Not approved	0
Subtotal			55 231 611	4 783 375		13 248 121	41 983 490		14 000 000
Total (1+2+3+4)			210 063 848	16 932 645	60 651 118	43 156 582	106 256 148		34 121 313
5. Concepts: enhanced direct access									
NIE									
Peru	Profonampe	AFB/PPRC.29/31	5 000 000	68 103		5 000 000		Not endorsed	
United Republic of Tanzania	NEMC	AFB/PPRC.29/32	4 951 245	464 815		4 951 245		Not endorsed	
Subtotal			9 951 245	532 918		9 951 245			
6. PFG: enhanced direct access									
NIE									
United Republic of Tanzania	NEMC	AFB/PPRC.29/32/Add.1	50 000			50 000		Not approved	0
Subtotal			50 000			50 000			0
Total (5+6)			10 001 245	532 918		10 001 245			0
7. Full proposals single country: large innovation projects									
NIE									
Bangladesh	Palli Karma-Sahayak Foundation	AFB/PPRC.29/34	5 000 000	400 000	5 000 000			Not approved	0
Subtotal			5 000 000	400 000	5 000 000				0

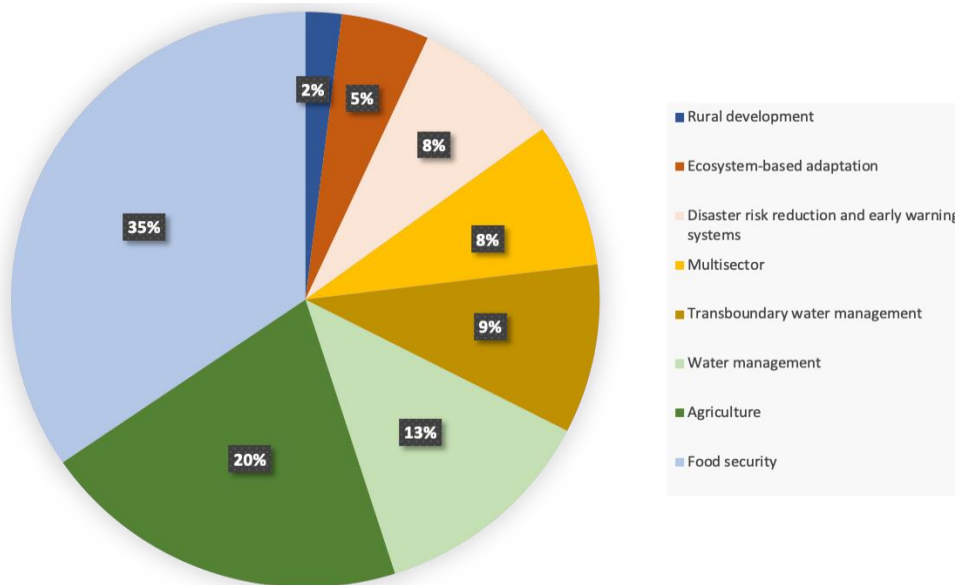
<i>Party/Parties</i>	<i>IE</i>	<i>PPRC document number</i>	<i>Grant size (USD)</i>	<i>Execution cost (USD)</i>	<i>NIE funding (USD)</i>	<i>RIE funding (USD)</i>	<i>MIE funding (USD)</i>	<i>AFB decision</i>	<i>Funding set aside (USD)</i>
8. Concepts single country: large innovation projects									
MIE									
Egypt	FAO	AFB/PPRC.29/36	4 873 400	426 293			4 873 400	Endorsed	
Subtotal			4 873 400	426 293			4 873 400		
9. Pre-concepts regional: large innovation projects									
MIE									
Gambia, United Republic of Tanzania	WMO	AFB/PPRC.29/37	5 000 000	388 128			5 000 000	Endorsed	
Subtotal			5 000 000	388 128			5 000 000		
10. Innovation small grants									
NIE									
Uganda	MoWE	AFB/PPRC.29/39	250 000	15 000	250 000			Approved	250 000
Subtotal			250 000	15 000	250 000				250 000
Total (7+8+9+10)			15 123 400	1 229 421	5 250 000		9 873 400		250 000
Total (1+2+3+4+5+6+7+8+9+10)			235 188 493	18 694 984	65 901 118	53 157 827	116 129 548		34 371 313

Figure VII.1
Fully developed project and programme proposals approved by the Adaptation Fund Board between 1 July 2021 and 30 June 2022, shares by sector



Note: The thematic areas for regional proposals are food security, disaster risk reduction and early warning systems, transboundary water management, and innovation in adaptation finance.

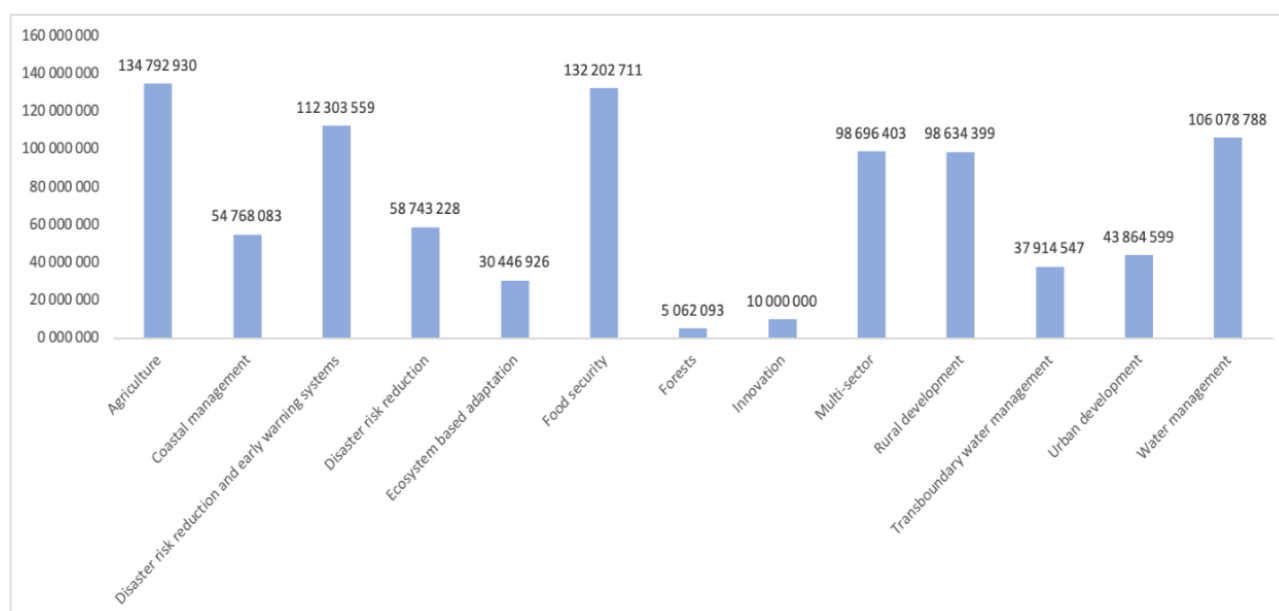
Figure VII.2
Project and programme pre-concepts and concepts endorsed by the Adaptation Fund Board between 1 July 2021 and 30 June 2022, shares by sector



Note: The thematic areas for regional proposals are food security, disaster risk reduction and early warning systems, transboundary water management and innovation in adaptation finance.

Figure VII.3

Status of the portfolio of projects and programmes approved by the Adaptation Fund Board as at 30 June 2022 by allocated amount, by sector



Note: The thematic areas for regional proposals are food security, disaster risk reduction and early warning systems, transboundary water management, and innovation in adaptation finance.

Table VII.5

Funding decisions made by the Adaptation Fund Board for projects under the Readiness Programme for Climate Finance during the reporting period

Party	IE providing support	PPRC document reference	Requested amount (USD)	NIE funding (USD)	Funding set aside (USD)	AFB decision
Readiness package grants						
Cameroon	CSE	AFB/PPRC.28-29.2	149 405	149 405	0	Not approved
Zambia	CSE	AFB/PPRC.28-29.3	149 188	149 188	0	Not approved
Total			298 593	298 593	0	

Status of the portfolio of the Adaptation Fund

[English only]

Table VIII.1

Status of the portfolio of projects and programmes approved by the Adaptation Fund Board as at 30 June 2022

<i>Party</i>	<i>Project</i>	<i>IE</i>	<i>Approved amount (USD)</i>	<i>Amount transferred (USD)</i>	<i>Approval date</i>	<i>Project status</i>
Senegal	Adaptation to coastal erosion in vulnerable areas	CSE	8 619 000	8 619 000	17 Sep. 2010	Closed
Honduras	Addressing climate change risks on water resources in Honduras: increased systemic resilience and reduced vulnerability of the urban poor	UNDP	5 620 300	5 620 300	17 Sep. 2010	Closed
Turkmenistan	Addressing climate change risks to farming systems in Turkmenistan at national and community level	UNDP	2 929 500	2 929 500	15 Dec. 2010	Closed
Mauritius	Climate change adaptation programme in the coastal zone of Mauritius	UNDP	9 119 240	9 119 240	15 Dec. 2010	Closed
Eritrea	Climate change adaptation programme in water and agriculture in the Anseba region of Eritrea	UNDP	6 520 850	6 520 850	15 Dec. 2010	Closed
Solomon Islands	Enhancing resilience of communities in Solomon Islands to the adverse effects of climate change in agriculture and food security	UNDP	5 533 500	5 533 500	15 Dec. 2010	Closed
United Republic of Tanzania	Implementation of concrete adaptation measures to reduce vulnerability of livelihood and economy of coastal communities in the United Republic of Tanzania	UNEP	5 008 564	5 008 564	15 Dec. 2010	Closed
Pakistan	Reducing risks and vulnerabilities from glacier lake outburst floods in northern Pakistan	UNDP	3 906 000	3 906 000	15 Dec. 2010	Closed
Nicaragua	Reduction of risks and vulnerability based on flooding and droughts in the Estero Real River watershed	UNDP	5 500 950	5 500 950	15 Dec. 2010	Closed
Ecuador	Enhancing resilience of communities to the adverse effects of climate change on food security in Pichincha province and the Jubones River basin	WFP	7 449 468	7 449 468	18 Mar. 2011	Closed
Guatemala	Climate change resilient production landscapes and socioeconomic networks advanced in Guatemala	UNDP	5 425 000	5 425 000	22 Jun. 2011	Closed
Mongolia	Ecosystem-based adaptation approach to maintaining water security in critical water catchments in Mongolia	UNDP	5 500 000	5 500 000	22 Jun. 2011	Closed

<i>Party</i>	<i>Project</i>	<i>IE</i>	<i>Approved amount (USD)</i>	<i>Amount transferred (USD)</i>	<i>Approval date</i>	<i>Project status</i>
Maldives	Increasing climate resilience through an integrated water resource management programme in HA. Ihavandhoo, ADh. Mahibadhoo and GDh. Gadhdhoo Island	UNDP	8 989 225	8 989 225	22 Jun. 2011	Closed
Madagascar	Promoting climate resilience in the rice sector through pilot investments in Alaotra-Mangoro region	UNEP	5 104 925	5 104 925	22 Jun. 2011	Closed
Cook Islands	Strengthening the resilience of the islands and communities of Cook Islands to climate change	UNDP	5 381 600	5 381 600	15 Sep. 2011	Closed
Georgia	Developing climate-resilient flood and flash flood management practices to protect vulnerable communities of Georgia	UNDP	5 316 500	5 316 500	16 Sep. 2011	Closed
Papua New Guinea	Enhancing adaptive capacity of communities to climate change-related floods in the north coast and islands region of Papua New Guinea	UNDP	6 530 373	6 530 373	16 Sep. 2011	Closed
Samoa	Enhancing resilience of Samoa's coastal communities to climate change	UNDP	8 732 351	8 732 351	16 Sep. 2011	Closed
Uruguay	Building resilience to climate change and variability of vulnerable smallholders	National Agency for Research and Innovation	9 967 678	9 967 678	14 Dec. 2011	Closed
Myanmar	Addressing climate change risks for water resources and food security in the dry zone of Myanmar	UNDP	7 909 026	7 909 026	27 Dec. 2012	Closed
Colombia	Reducing risk and vulnerability to climate change in the region of La Depresión Momposina in Colombia	UNDP	8 518 307	8 518 307	15 Mar. 2012	Closed
Ghana	Increased resilience to climate change in northern Ghana through management of water resources and diversification of livelihoods	UNDP	8 293 972	8 293 972	16 Mar. 2012	Closed
Egypt	Building resilient food security systems to benefit the southern Egypt region	WFP	6 904 318	6 904 318	28/ Jun. 2012	Closed
Lebanon	Climate-smart agriculture: enhancing adaptive capacity of the rural communities in Lebanon	IFAD	7 860 825	4 009 943	28 Jun. 2012	Under implementation
Djibouti	Developing agropastoral shade gardens as an adaptation strategy for poor rural communities	UNDP	4 658 556	4 658 556	28 Jun. 2012	Closed
Mauritania	Enhancing resilience of communities to the adverse effects of climate change on food security in Mauritania	WFP	7 803 605	7 803 605	28 Jun. 2012	Closed
Jamaica	Enhancing the resilience of the agricultural sector and coastal areas to protect livelihoods and improve food security	Planning Institute of Jamaica	9 965 000	8 748 735	28 Jun. 2012	Under implementation
Sri Lanka	Addressing climate change impacts on marginalized agricultural communities living in the Mahaweli River basin of Sri Lanka	WFP	7 989 727	7 989 727	29 Jun. 2012	Closed

<i>Party</i>	<i>Project</i>	<i>IE</i>	<i>Approved amount (USD)</i>	<i>Amount transferred (USD)</i>	<i>Approval date</i>	<i>Project status</i>
Cambodia	Enhancing climate resilience of rural communities living in protected areas of Cambodia	UNEP	4 954 273	4 954 273	29 Jun. 2012	Under implementation
Argentina	Increasing climate resilience and enhancing sustainable land management in the south-west of the Buenos Aires province	IBRD	4 296 817	4 296 817	29 Jun. 2012	Closed
Cuba	Reduction of vulnerability to coastal flooding through ecosystem-based adaptation in the south of Artemisa and Mayabeque provinces	UNDP	6 067 320	6 067 320	14 Dec. 2012	Closed
Seychelles	Ecosystem-based adaptation to climate change in Seychelles	UNDP	6 455 750	6 455 750	20 Dec. 2012	Under implementation
Argentina	Enhancing adaptive capacity and increasing resilience of small-size agriculture producers in the north-east of Argentina	General Directorate of Sectoral and Special Programs and Projects	5 640 000	5 640 000	4 Apr. 2013	Closed
Belize	Belize Marine Conservation and Climate Adaptation Initiative	IBRD	6 000 000	6 000 000	5 Apr. 2013	Closed
Nepal	Adapting to climate-induced threats to food production and food security in the Karnali region of Nepal	WFP	9 527 160	9 527 160	4 Jul. 2013	Under implementation
Kenya	Integrated programme to build resilience to climate change and adaptive capacity of vulnerable communities in Kenya	National Environment Management Authority	9 998 302	9 998 302	1 Nov. 2013	Under implementation
Rwanda	Reducing vulnerability to climate change in north-west Rwanda through community-based adaptation	Ministry of Environment	9 969 619	9 969 619	1 Nov. 2013	Closed
Uzbekistan	Developing climate resilience of farming communities in the drought-prone parts of Uzbekistan	UNDP	5 415 103	5 415 103	10 Feb. 2014	Closed
India	Climate-smart actions and strategies in the north-western Himalayan region for sustainable livelihoods of agriculture-dependent hill communities	NABARD	969 570	969 570	20 Mar. 2014	Under implementation
Morocco	Climate change adaptation project in oasis zones	Agency for Agricultural Development	9 970 000	9 970 000	7 Oct. 2014	Under implementation
South Africa	Building resilience in the greater uMngeni catchment in South Africa	South African National Biodiversity Institute	7 495 055	7 495 055	10 Oct. 2014	Under implementation
India	Conservation and management of coastal resources as a potential adaptation strategy for sea level rise	NABARD	689 264	689 264	10 Oct. 2014	Under implementation
India	Enhancing adaptive capacity and increasing resilience of small and marginal farmers in the Purulia and Bankura districts of West Bengal	NABARD	2 510 854	2 510 854	10 Oct. 2014	Under implementation

<i>Party</i>	<i>Project</i>	<i>IE</i>	<i>Approved amount (USD)</i>	<i>Amount transferred (USD)</i>	<i>Approval date</i>	<i>Project status</i>
Costa Rica	Reducing vulnerability by focusing on critical sectors (agriculture, water resources and coastlines) in order to reduce the negative impacts of climate change and improve the resilience of these sectors	Fundecooperación	9 970 000	9 970 000	10 Oct. 2014	Under implementation
South Africa	Taking adaptation to the ground: a small grants facility for enabling local-level responses to climate change	South African National Biodiversity Institute	2 442 682	2 442 682	10 Oct. 2014	Under implementation
Mali	Programme support for climate change adaptation in the vulnerable regions of Mopti and Timbouctou	UNDP	8 533 348	8 533 348	25 Mar. 2015	Closed
India	Climate proofing of watershed development projects in the states of Tamil Nadu and Rajasthan	NABARD	1 344 155	1 344 155	9 Apr. 2015	Under implementation
India	Building adaptive capacities of the small inland fishermen community for climate resilience and livelihood security in Madhya Pradesh	NABARD	1 790 500	895 240	10 Apr. 2015	Under implementation
Jordan	Increasing the resilience of poor and vulnerable communities to climate change	Ministry of Planning and International Cooperation	9 226 000	9 226 000	10 Apr. 2015	Under implementation
Peru	Adaptation to the impacts of climate change on Peru's coastal marine ecosystems and fisheries	Profonampe	6 950 239	6 024 646	9 Oct. 2015	Under implementation
Chile	Enhancing resilience to climate change of small agriculture in the Chilean region of O'Higgins	Chilean Agency for International Development Cooperation	9 960 000	9 960 000	9 Oct. 2015	Under implementation
Niger	Enhancing resilience of agriculture to climate change to support food security in Niger through modern irrigation techniques	BOAD	9 911 000	1 376 000	5 Jul. 2016	Under implementation
Uganda	Enhancing resilience of communities to climate change through catchment-based integrated management of water and related resources in Uganda	OSS	7 751 000	6 452 000	5 Jul. 2016	Under implementation
Paraguay	Ecosystem-based approaches to reducing the vulnerability of food security to the impacts of climate change in the Chaco region of Paraguay	UNEP	7 128 450	2 479 357	4 Oct. 2016	Under implementation
Panama	Adapting to climate change through integrated water management in Panama	Natura Foundation	9 967 559	9 967 559	5 Oct. 2016	Under implementation
Antigua and Barbuda	An integrated approach to physical adaptation and community resilience in Antigua and Barbuda's north-west McKinnon's watershed	Department of Environment	9 970 000	8 399 000	5 Oct. 2016	Under implementation

<i>Party</i>	<i>Project</i>	<i>IE</i>	<i>Approved amount (USD)</i>	<i>Amount transferred (USD)</i>	<i>Approval date</i>	<i>Project status</i>
India	Building adaptive capacities of communities, livelihoods and ecological security in the Kanha-Pench Corridor of Madhya Pradesh	NABARD	2 556 093	2 556 093	7 Oct. 2016	Under implementation
Lao People's Democratic Republic	Enhancing the climate and disaster resilience of the most vulnerable rural and emerging urban human settlements in the Lao People's Democratic Republic	UN-Habitat	4 500 000	3 920 648	7 Oct. 2016	Under implementation
Ethiopia	Climate-smart integrated rural development project	Ministry of Finance and Economic Cooperation	9 987 910	9 987 910	17 Mar. 2017	Under implementation
Honduras	Ecosystem-based adaptation of communities in the central forest corridor in Tegucigalpa	UNDP	4 379 700	3 649 300	17 Mar. 2017	Under implementation
Micronesia (Federated States of)	Enhancing the climate resilience of vulnerable island communities in the Federated States of Micronesia	Secretariat of the Pacific Regional Environment Programme	9 000 000	5 903 581	17 Mar. 2017	Under implementation
Peru	Strengthening the livelihoods of vulnerable highland communities in the provinces of Arequipa, Caylloma, Condesuyos, Castilla and La Union in the region of Arequipa in Peru	CAF	2 941 446	2 941 446	17 Mar. 2017	Under implementation
Regional	Agricultural Climate Resilience Enhancement Initiative	WMO	6 800 000	6 800 000	17 Mar. 2017	Under implementation
Regional	Adapting to climate change in the Lake Victoria basin	UNEP	5 000 000	5 000 000	5 Jul. 2017	Under implementation
Regional	Building adaptive capacity through food and nutrition security and peacebuilding actions in vulnerable African and indigenous communities in the Colombia-Ecuador border area	WFP	14 000 000	8 559 239	5 Jul. 2017	Under implementation
Senegal	Reducing vulnerability and increasing resilience of coastal communities in the Saloum Islands (Dionewar and Fadiol)	CSE	1 351 000	933 376	5 Jul. 2017	Under implementation
Solomon Islands	Enhancing urban resilience to climate change impacts and natural disasters: Honiara	UN-Habitat	4 395 877	2 202 550	10 Oct. 2017	Under implementation
Fiji	Increasing the resilience of informal urban settlements in Fiji that are highly vulnerable to climate change and disaster risks	UN-Habitat	4 235 995	1 797 380	10 Oct. 2017	Under implementation
Guinea-Bissau	Scaling up climate-smart agriculture in east Guinea-Bissau	BOAD	9 979 000	3 034 000	10 Oct. 2017	Under implementation
Namibia	Pilot rural desalination plants using renewable power and membrane technology	Desert Research Foundation of Namibia	4 999 674	4 999 674	13 Oct. 2017	Under implementation
Cook Islands	Pa Enuia Action for Resilient Livelihoods	Ministry of Finance and Economic Management	2 999 125	2 999 125	22 Mar. 2018	Under implementation

<i>Party</i>	<i>Project</i>	<i>IE</i>	<i>Approved amount (USD)</i>	<i>Amount transferred (USD)</i>	<i>Approval date</i>	<i>Project status</i>
Iraq	Building resilience of the agriculture sector to climate change in Iraq	IFAD	9 999 660	1 300 800	22 Mar. 2018	Under implementation
Micronesia (Federated States of)	Practical solutions for reducing community vulnerability to climate change in the Federated States of Micronesia	Micronesia Conservation Trust	970 000	970 000	22 Mar. 2018	Under implementation
Mongolia	Flood resilience in Ulaanbaatar ger areas – climate change adaptation through community-driven small-scale protective and basic services interventions	UN-Habitat	4 495 235	4 181 369	16 Jul. 2018	Under implementation
Regional	Promoting climate-smart agriculture in West Africa	BOAD	14 000 000	5 664 000	16 Jul. 2018	Under implementation
Regional	Reducing climate vulnerability and flood risk in coastal urban and semi-urban areas in cities in Latin America	CAF	13 910 400	12 364 523	16 Jul. 2018	Under implementation
Ecuador	Increasing adaptive capacity of local communities, ecosystems and hydroelectric systems in the Río Blanco upper watershed (Toachi-Pilatón watershed) with a focus on ecosystem- and community-based adaptation and integrated adaptive watershed management	CAF	2 489 373	646 368.08	16 Jul. 2018	Proposal approved
Armenia	Artik city closed stonepit waste and flood management pilot project	EPIU	1 435 100	1 435 100	12 Oct. 2018	Under implementation
Regional	Integrating flood and drought management and early warning for climate change adaptation in the Volta basin	WMO	7 920 000	7 122 000	12 Oct. 2018	Under implementation
Regional	Restoring marine ecosystem services by rehabilitating coral reefs to meet a changing climate future	UNDP	10 000 000	5 080 435	12 Oct. 2018	Under implementation
Armenia	Strengthening land-based adaptation capacity in communities adjacent to protected areas in Armenia	EPIU	2 506 000	2 246 877	15 Mar. 2019	Under implementation
Dominican Republic	Enhancing climate resilience in the San Cristóbal province of the Dominican Republic – integrated water resources management programme	Dominican Institute of Integral Development	9 953 692	7 962 953.55	15 Mar. 2019	Under implementation
Regional	Integrated climate-resilient transboundary flood risk management in the Drin River basin in the Western Balkans	UNDP	9 927 750	7 022 698	15 Mar. 2019	Under implementation
Bangladesh	Adaptation initiative for climate-vulnerable offshore small islands and riverine char land in Bangladesh	UNDP	9 995 369	2 588 075	15 Mar. 2019	Under implementation
Indonesia	Community adaptation for forest-food-based management in the Saddang watershed ecosystem	Kemitraan	835 465	835 465	8 Jul. 2019	Under implementation
Regional	Enhancing adaptive capacity of Andean communities through climate services	WMO	7 432 250	2 229 600	8 Jul. 2019	Under implementation
Lesotho	Improving adaptive capacity of vulnerable and food-insecure populations in Lesotho	WFP	9 999 894	6 763 951	8 Jul. 2019	Under implementation
Lao People's Democratic Republic	Building climate and disaster resilience capacities of vulnerable small towns in the Lao People's Democratic Republic	UN-Habitat	5 500 000	804 392	8 Jul. 2019	Under implementation

<i>Party</i>	<i>Project</i>	<i>IE</i>	<i>Approved amount (USD)</i>	<i>Amount transferred (USD)</i>	<i>Approval date</i>	<i>Project status</i>
Sierra Leone	Promoting climate resilience in the cocoa and rice sectors as an adaptation strategy in Sierra Leone	IFAD	9 916 925	2 940 567	8 Jul. 2019	Under implementation
Tajikistan	An integrated landscape approach to enhancing the climate resilience of small-scale farmers and pastoralists in Tajikistan	UNDP	9 996 441	1 076 804	8 Jul. 2019	Proposal approved
Saint Lucia	Building resilience for adaptation to climate change and climate vulnerabilities in agriculture in Saint Lucia	Caribbean Development Bank	9 858 570	4 271 552	8 Jul. 2019	Under implementation
Regional	Climate change adaptation in vulnerable coastal cities and ecosystems of the Uruguay River	CAF	13 999 996	2 799 999	15 Jul. 2019	Under implementation
Regional	Integration of climate change adaptation measures in the concerted management of the W-Arly-Pendjari transboundary complex	OSS	11 536 200	5 048 450	15 Jul. 2019	Under implementation
Regional	Building urban climate resilience in south-eastern Africa	UN-Habitat	13 997 423	6 943 072	15 Jul. 2019	Under implementation
Regional	Strengthening drought resilience of smallholder farmers and pastoralists in the Intergovernmental Authority on Development region	OSS	13 079 540	2 100 000	11 Oct. 2019	Under implementation
Malawi	Adapting to climate change through integrated risk management strategies and enhanced market opportunities for resilient food security and livelihoods	WFP	9 989 335	5 372 503	11 Oct. 2019	Under implementation
Democratic Republic of the Congo	Building adaptive capacity to climate change in vulnerable communities living in the Congo River basin	WFP	9 999 909	1 996 677	11 Oct. 2019	Under implementation
Georgia	Dairy modernization and market access: adaptation component	IFAD	4 644 794	973 737	11 Oct. 2019	Under implementation
El Salvador	Enhancing climate resilience of rural communities and ecosystems in Ahuachapán-Sur, El Salvador	UNDP	8 484 503	1 718 487	11 Oct. 2019	Under implementation
Republic of Moldova	Talent retention for rural transformation – Adapt	IFAD	6 008 095	881 221	11 Oct. 2019	Under implementation
Global	Special financing window in support of innovation for adaptation	UNEP	5 000 000	713 900	11 Oct. 2019	Under implementation
Global	AF–UNDP Innovation Small Grant Aggregator Platform	UNDP	5 000 000	1 088 393	11 Oct. 2019	Under implementation
United Republic of Tanzania	Enhancing climate change adaptation for agropastoral communities in Kongwa district	NEMC	1 200 000	360 102	1 Jun. 2020	Proposal approved
United Republic of Tanzania	Enhancing climate change resilience of coastal communities of Zanzibar	NEMC	1 000 000	243 023	1 Jun. 2020	Proposal approved
Pakistan	Enhancing community, local and national level urban climate change resilience to water scarcity, caused by floods and droughts in Rawalpindi and Nowshera in Pakistan	UN-Habitat	6 094 000	439 860	1 Jun. 2020	Under implementation
Tunisia	Economic, social and solidarity insertion for resilience in the Governorate of Kairouan	IFAD	9 997 190	2 278 477	1 Jun. 2020	Under implementation

<i>Party</i>	<i>Project</i>	<i>IE</i>	<i>Approved amount (USD)</i>	<i>Amount transferred (USD)</i>	<i>Approval date</i>	<i>Project status</i>
Viet Nam	Enhancing the resilience inclusive and sustainable eco-human settlement development through small-scale infrastructure interventions in the coastal regions of the Mekong Delta in Viet Nam	UN-Habitat	6 345 292	2 294 429	1 Jun. 2020	Under implementation
Indonesia	Safekeeping–surviving–sustaining towards resilience: 3S approach to building coastal city resilience to climate change impacts and natural disasters in Pekalongan City, Central Java Province	Kemitraan	5 972 670	2 518 797	23 Sep. 2020	Under implementation
Cameroon	Increasing local communities’ resilience to climate change through youth entrepreneurship and integrated natural resources management	IFAD	9 982 000	1 260 000	23 Sep. 2020	Proposal approved
United Republic of Tanzania	Strategic water harvesting technologies for enhancing resilience to climate change in rural communities in semi-arid areas of Tanzania	NEMC	1 280 000	349 227	23 Sep. 2020	Under implementation
Indonesia	Adapting to climate change through sustainable integrated watershed governance in indigenous people of Ammatoa Kajang Customary Area in Bulukumba Regency, South Sulawesi Province, Indonesia	Kemitraan	1 125 015	398 029	23 Sep. 2020	Under implementation
Egypt	Building resilient food security systems to benefit the southern Egypt region – phase 2	WFP	3 094 962	760 654	23 Sep. 2020	Under implementation
Liberia	Building climate resilience in Liberia’s cocoa and rice sectors	IFAD	9 592 082	1 792 592	23 Sep. 2020	Proposal approved
Regional	Reducing vulnerabilities of populations in the Central Asia region from glacier lake outburst floods in a changing climate	UNESCO	6 500 000	830 033	15 Oct. 2020	Under implementation
Cambodia	Climate change adaptation through protective small-scale infrastructure interventions in coastal settlements of Cambodia	UN-Habitat	5 000 000	1 064 998	26 Jan. 2021	Under implementation
Regional	Increasing the resilience of both displaced persons and host communities to climate change-related water challenges in Jordan and Lebanon	UN-Habitat	1 397 350.9	2 560 482	11 Mar. 2021	Under implementation
Regional	Mekong ecosystem-based adaptation South: Enhancing climate resilience in the Greater Mekong subregion through ecosystem-based adaptation in the context of South–South cooperation	UNEP	7 000 000	834 690	11 Mar. 2021	Proposal approved
Gambia	Rural integrated climate adaptation and resilience-building project	WFP	10 000 000	959 736	11 Mar. 2021	Under implementation
Zimbabwe	Strengthening local communities’ adaptive capacity and resilience to climate change through sustainable groundwater utilization in Zimbabwe	UNESCO	5 000 000	0		Proposal approved
United Republic of Tanzania	Bunda climate resilience and adaptation project	NEMC	1 400 000	786 269	8 Apr. 2021	Under implementation

<i>Party</i>	<i>Project</i>	<i>IE</i>	<i>Approved amount (USD)</i>	<i>Amount transferred (USD)</i>	<i>Approval date</i>	<i>Project status</i>
Syrian Arab Republic	Increasing the climate change resilience of communities in eastern Ghouta in rural Damascus to water scarcity challenges through integrated natural resource management and immediate adaptation interventions	UN-Habitat	9 997 156	6 826 680	8 Apr. 2021	Proposal approved
Regional	Resilience-building as climate change adaptation in drought-struck south-western African communities	OSS	11 941 038	4 868 000	26 Jul. 2021	Proposal approved
Djibouti	Integrated water and soil resources management	IFAD	5 339 285	1 052 450	26 Jul. 2021	Under implementation
Indonesia	Enhancing the adaptation capability of coastal community in facing the impacts of climate change in Negeri (village) Asilulu, Ureng and Lima of Leihitu District Maluku Tengah Regency Maluku Province	Kemitraan	963 456	320 794	21 Oct. 2021	Proposal approved
Indonesia	Embracing the sun: redefining public space as a solution for the effects of global climate change in Indonesia's urban areas	Kemitraan	824 835	549 890	21 Oct. 2021	Proposal approved
Regional	Scaling up climate-resilient rice production in West Africa	OSS	14 000 000	3 569 250	21 Oct. 2021	Proposal approved
Côte d'Ivoire	Increasing rural communities' adaptive capacity and resilience to climate change in Bandama basin	IFAD	6 000 000	2 060 470	23 Feb. 2022	Proposal approved
Malaysia	Nature-based climate adaptation programme for the urban areas of Penang Island	UN-Habitat	10 000 000	1 500 000	23 Feb. 2022	Proposal approved
Haiti	Implementing measures for climate change adaptation and disaster risk reduction mitigation of school facilities	UNESCO	9 916 344	1 514 200	23 Feb. 2022	Proposal approved
Kyrgyzstan	Regional resilient pastoral communities Project – Adapt	IFAD	9 999 313	0	8 Apr. 2022	Proposal approved
Regional	Strengthening resilience to climate and COVID-19 shocks through integrated water management in the Sudan–Chad border area	FAO	14 000 000	0	8 Apr. 2022	Proposal approved
Trinidad and Tobago	Multisectoral climate change adaptation measures in the South Oropouche river basin for flood relief	CAF	10 000 000	0	8 Apr. 2022	Proposal approved
Total			923 508 266.19	562 265 972.82		

Note: This table does not include projects that have not yet received project approval, including (1) projects that have been submitted for approval, but not (yet) approved, (2) AFB-endorsed concepts and pre-concepts and (3) other submissions that are at the concept or pre-concept stage (i.e. have not yet been endorsed).

Table VIII.2
Breakdown of the status of the portfolio of projects and programmes approved by the Adaptation Fund Board as at 30 June 2022

<i>Status</i>	<i>Number of projects/programmes</i>	<i>Total value (USD)</i>
Not started	19	143 902 038
Under implementation	80	560 451 486
Completed	33	219 154 742

Table VIII.3
Active pipeline of project and programme proposals submitted to the Adaptation Fund Board but not approved as at 30 June 2022

<i>Party/Parties</i>	<i>IE</i>	<i>Grant size (USD^a)</i>
1. Full proposals not approved: single country^b		
NIE		
Bhutan	BT FEC	9 998 955
Costa Rica	Fundecooperación	10 000 000
Niger	Agricultural Bank of Niger	9 982 000
United Republic of Tanzania (1)	NEMC	2 500 000
United Republic of Tanzania (2)	NEMC	4 000 000
Uganda	MoWE	2 249 000
Zimbabwe	EMA	4 989 000
MIE		
Central African Republic	IFAD	10 000 000
Subtotal		53 718 955
2. Endorsed concepts: single country^b		
NIE		
Benin (1)	FNEC	2 934 545
Benin (2)	FNEC	3 053 742
United Republic of Tanzania (3)	NEMC	3 500 000
Uganda	MoWE	9 504 600
RIE		
Papua New Guinea	Pacific Community	9 908 461
MIE		
Cabo Verde	FAO	9 998 228
Nicaragua	FAO	10 000 000
North Macedonia	FAO	9 991 711
Philippines	UNIDO	5 463 643
Sri Lanka	UN-Habitat	2 000 000
Vanuatu	FAO	7 128 450
Subtotal		73 483 380
3. Not endorsed concepts: single country^b		
NIE		
Côte d'Ivoire	FIRCA	4 000 000
Honduras	CASM	4 000 000
Peru	Profonampe	5 465 145
RIE		
Argentina	CAF	10 000 000
MIE		
Lao People's Democratic Republic	UN-Habitat	6 811 474
Zambia	IFAD	10 000 000
Subtotal		40 276 619

	<i>Party/Parties</i>	<i>IE</i>	<i>Grant size (USD^a)</i>
4. Full proposals not approved: regional^c			
RIE			
	Belize, Guatemala, Honduras	Central American Bank for Economic Integration	13 248 121
MIE			
	Antigua and Barbuda, Saint Lucia	UN-Habitat	13 996 500
	Cambodia, Lao People's Democratic Republic, Thailand, Viet Nam	UNESCO	4 898 775
	Côte d'Ivoire, Ghana	UN-Habitat	13 986 990
Subtotal			46 130 386
5. Endorsed concepts: regional^c			
MIE			
	Cuba, Panama	FAO	14 000 000
	India, Sri Lanka	WFP	13 995 524
Subtotal			27 995 524
6. Not endorsed concepts: regional^c			
RIE			
	Benin, Togo	OSS	14 000 000
MIE			
	Botswana, Malawi, Mozambique, South Africa, Zambia, Zimbabwe	IFAD	13 932 000
	Cameroon, Central African Republic, Chad, Niger, Nigeria	WMO	10 620 000
Subtotal			38 552 000
7. Endorsed pre-concepts: regional^c			
RIE			
	Benin, Togo	OSS	14 000 000
MIE			
	Costa Rica, Panama	UNEP	11 900 000
Subtotal			25 900 000
8. Not endorsed pre-concepts: regional^c			
MIE			
	Cambodia, Lao People's Democratic Republic, Myanmar, Thailand, Viet Nam	WMO	13 662 862
	Cambodia, Viet Nam	UNIDO	14 000 000
Subtotal			27 662 862
Total (1+2+3+4+5+6+7+8)			333 719 726

^a Funding request amounts are as in the latest submission of the proposal. Only proposals that had been endorsed by the Governments of all prospective recipient countries are included.

^b Single-country proposals submitted between 1 July 2021 and 30 June 2022 but not yet approved by the AFB or cancelled by the proponent by the end of that period.

^c Regional proposals submitted between 1 July 2021 and 30 June 2022 but not yet approved by the AFB or cancelled by the proponent by the end of that period.

Table VIII.4

Active pipeline of single-country and regional proposals for Adaptation Fund projects and programmes under development

	<i>Number submitted by NIEs</i>	<i>Total value (USD)</i>	<i>Number submitted by RIEs</i>	<i>Total value (USD)</i>	<i>Number submitted by MIEs</i>	<i>Total value (USD)</i>	<i>Total number submitted</i>	<i>Total value (USD)</i>
Single-country projects and programmes								
Concept submitted, not endorsed	7	40 969 745	1	10 000 000	3	26 811 474	11	77 781 219
Concept submitted, endorsed	5	28 992 887	2	19 908 461	6	44 582 032	13	93 483 380
Full proposal submitted, not approved	11	62 468 041	0	–	1	10 000 000	12	72 468 041
Regional projects and programmes								
Pre-concept submitted, not endorsed	0	–	0	–	2	27 662 862	2	27 662 862
Pre-concept submitted, endorsed	0	–	1	14 000 000	1	11 900 000	2	25 900 000
Concept submitted, not endorsed	0	–	1	14 000 000	1	13 932 000	2	27 932 000
Concept submitted, endorsed	0	–	0	–	2	27 995 524	2	27 995 524
Full proposal submitted, not approved	0	–	3	40 496 242	5	51 732 200	8	92 228 442
Total	23	132 430 673	8	98 404 703	21	214 616 092	52	445 451 468

Table VIII.5

Active pipeline of Adaptation Fund Medium-Term Strategy grant proposals submitted in the reporting period

	<i>Party/Parties</i>	<i>IE</i>	<i>Grant size (USD)</i>
1. Full proposals not approved: enhanced direct access			
NIE			
	Rwanda	Ministry of Environment	5 000 000
Subtotal			5 000 000
2. Endorsed concepts: enhanced direct access			
NIE			
	Belize	PACT	5 000 000
Subtotal			5 000 000
3. Not endorsed concepts: enhanced direct access			
NIE			
	Peru	Profonanpe	5 000 000
	United Republic of Tanzania	NEMC	4 951 245
Subtotal			9 951 245
Total (9+10+11)			19 951 245
4. Full proposals single country not approved: large innovation projects			
NIE			
	Bangladesh	Palli Karma-Sahayak Foundation	5 000 000
Subtotal			5 000 000
5. Endorsed concepts single country: large innovation projects			

	<i>Party/Parties</i>	<i>IE</i>	<i>Grant size (USD)</i>
MIE			
	Egypt	FAO	4 873 400
Subtotal			4 873 400
6. Not endorsed concepts single country: large innovation projects			
NIE			
	Belize	PACT	4 970 000
MIE			
	Somalia	UNEP	5 000 000
	Viet Nam	IFAD	5 000 000
Subtotal			14 970 000
7. Endorsed pre-concepts regional: large innovation projects			
MIE			
	Gambia, United Republic of Tanzania	WMO	5 000 000
	Kenya, Uganda	UNIDO	5 000 000
Subtotal			10 000 000
Total (12+13+14+15)			34 843 400

Annex IX

Response of the Adaptation Fund Board to the guidance of the Conference of the Parties serving as the meeting of the Parties to the Kyoto Protocol at its sixteenth session and the Conference of the Parties serving as the meeting of the Parties to the Paris Agreement at its third session

[English only]

CMP/CMA decision
AFB response

Decision 3/CMP.16: Report of the Adaptation Fund Board for 2020 and 2021

Paragraphs 6–7

Confirms that developing country Parties to the Paris Agreement that are particularly vulnerable to the adverse effects of climate change are eligible for funding from the AF and *requests* the AFB to amend the relevant operational policies and guidelines of the Fund as well as its strategic priorities, policies and guidelines accordingly

Confirms that Parties to the Paris Agreement are eligible for membership on the AFB and requests the AFB to amend the relevant procedures and modalities

Paragraph 11

Requests the AFB, in line with its existing mandate and decision 1/CMP.3, to consider providing support for country-driven adaptation projects and programmes in developing countries with a view to contributing to enhancing implementation of their national adaptation plans and other voluntary adaptation planning processes

See paragraphs 71–72 of this document. The AFB considered the matter of the amendment of the Fund’s operational policies and guidelines for Parties to access AF resources and the strategic priorities, policies and guidelines at its 38th meeting and decided to conduct a survey with a view to receiving input on the proposed amendments. The AFB will continue consideration of this matter at its 39th meeting.

See paragraphs 21–26 of this document. All project and programme proposals approved by the AFB in the reporting period support country-driven adaptation projects and programmes in developing countries with a view to contributing to implementation of their national adaptation plans and other voluntary adaptation planning processes. In accordance with its operational policies and guidelines and strategic priorities, policies and guidelines, the AF mandate is to finance concrete adaptation projects and programmes that are country driven and based on the needs, views and priorities of eligible Parties. All project and programme proposals approved by the AFB have been screened for consistency with national or subnational sustainable development strategies, including, where applicable, national adaptation plans, national or subnational development plans, poverty reduction strategies, national communications or national adaptation programmes of action, or other relevant instruments, where they exist. Relevant screening questions are included in the project and programme proposal templates approved by the AFB. In addition, the proposed amendments to the Fund’s strategic priorities, policies and guidelines as per decision 3/CMP.16 include references to adaptation planning processes, national adaptation plans, nationally determined contributions, adaptation communications and other voluntary adaptation reports (see AFB document AFB/B.38/10/Add.1).

Paragraph 12

Notes the importance of finalizing the draft resource mobilization strategy of the AF for 2021–2024 in order to encourage mobilization of resources for the AF

See paragraphs 63–69 of this document. The AFB has continued its consideration of the draft resource mobilization strategy and action plan for 2022–2025 and decided to conduct a survey of the AFB intersessionally with a view to receiving input on the draft resource mobilization strategy and action plan for consideration at its 39th meeting (AFB decision B.38/50).

Decision 4/CMP.16: Fourth review of the Adaptation Fund

Paragraph 2

Requests the AFB to make available in its report to CMP 17 and CMA 4 information on the financial status of the AF, including information on the share of proceeds levied on first international transfers of assigned amount units and emission reduction units for Article 6 projects of the Kyoto Protocol, in accordance with decision 1/CMP.8, paragraph 21, with a view to the fourth review of the AF being finalized at the same sessions

See paragraph 73 of this document. The requested information will be provided by the AFB in the addendum to this report.

Decision 13/CMA.3: Matters relating to the Adaptation Fund

Paragraph 9

Requests the AFB to provide an update on its progress in assisting developing country Parties in meeting their adaptation commitments under the Paris Agreement

See paragraphs 30–47 of this document. According to the current MTS mission statement the AF serves the Paris Agreement by accelerating and enhancing the quality of adaptation action in developing countries by supporting country-driven projects and programmes, innovation and multilevel learning for effective adaptation. All AF activities are designed to engage, empower and benefit the most vulnerable communities and social groups; advance gender equality and the empowerment of women and girls; strengthen long-term institutional and technical capacity for effective adaptation; and build complementarity and coherence between climate finance delivery channels. The AFB is continuing its consideration of how the next MTS, for 2023–2027, can build on the current MTS and its achievements to maximize impact, including consideration of further supporting developing countries under the Paris Agreement.

See paragraphs 15, 16 and 21–29 of this document for updates on AFB progress in supporting the accreditation of IEs and the approval and implementation of project and programme proposals to assist developing country Parties in meeting their adaptation commitments under the Paris Agreement.

<i>CMP/CMA decision</i>	<i>AFB response</i>
<p>Paragraph 11</p> <p><i>Requests</i> the AFB, in line with its existing mandate and decisions 1/CMP.3 and 1/CMP.4, to consider and provide an update on its activities and scope of support in relation to assisting developing country Parties to the Paris Agreement, including information on:</p> <p>(a) Actions in relation to needs and priorities identified in adaptation planning processes, including national adaptation plans, nationally determined contributions, adaptation communications and other voluntary adaptation reports, taking into consideration gaps and challenges faced by countries</p> <p>(b) Institutional capacity-building in countries aimed at enhancing access to the AF</p> <p>(c) Efforts to support the global goal on adaptation of enhancing adaptive capacity, strengthening resilience and reducing vulnerability to climate change with a view to contributing to sustainable development and ensuring an adequate adaptation response in the context of the global temperature goal referred to in Article 2 of the Paris Agreement</p>	<p>See chapter III of this document. The scope of support available to developing country Parties to the Paris Agreement includes all grants available for concrete adaptation projects and programmes, and other grants for innovation and learning, as well as under the Readiness Programme.</p> <p>See response above to decision 3/CMP.16, paragraph 11. The AF proposal review process includes systematic screening for alignment with national adaptation planning processes and reports.</p> <p>See paragraphs 15, 16 and 39 of this document for information on institutional capacity-building in countries aimed at enhancing access to the AF.</p> <p>See paragraphs 30–47 of this document. In line with the mission statement under the current MTS, the AF serves the Paris Agreement by accelerating and enhancing the quality of adaptation action in developing countries. While not explicitly stated, this includes the Paris Agreement’s global goal on adaptation. The AFB has initiated consideration of how the AF contributes to the global goal on adaptation as part of its process of developing the next MTS, for 2023–2027.</p>
<p>Paragraph 13</p> <p><i>Encourages</i> the AFB to continue its consideration of its rules of procedure in the context of serving the Paris Agreement, including after the SBI has concluded its consideration of matters related to membership of the AFB</p> <p>Decision 2/CMA.3: Guidance on cooperative approaches referred to in Article 6, paragraph 2, of the Paris Agreement</p>	<p>See paragraph 71 of this document. The AFB considered the rules of procedure in the context of serving the Paris Agreement at its 33rd meeting, the additional meeting after its 33rd meeting and its 34th meeting and reported the outcome to CMP 15 and CMA 2. They were also considered by the AFB at its 38th meeting (see AFB document AFB/B.38/10). The rules of procedure contain a provision related to the membership of the AFB. SBI 56 considered the membership of the AFB in informal consultations but Parties were not able to agree on conclusions, so the matter has been included in the provisional agenda for SBI 57.</p>
<p>Paragraph 17</p> <p><i>Invites</i> the AF to report in its annual reports to the CMA on funding related to participation in cooperative approaches</p>	<p>The AFB will include in its report to the CMA information on funding related to participation in cooperative approaches when such funding becomes available and is channelled to the AF.</p>

Annex X

Financial report of the Adaptation Fund Trust Fund as at 30 June 2022, prepared by the trustee: supplemental report to the Adaptation Fund Board report to the Conference of the Parties serving as the meeting of the Parties to the Kyoto Protocol and the Conference of the Parties serving as the meeting of the Parties to the Paris Agreement¹

[English only]

I. Introduction

1. This report is produced by the World Bank as trustee (“Trustee”) for the Adaptation Fund (AF), in accordance with the Trustee’s role in the Adaptation Fund Trust Fund as set forth under paragraph 23 in the Appendix of Decision 1/CMP.4 of the CMP.
2. The decision states that: “The Trustee shall prepare and furnish the Adaptation Fund Board with financial reports of the Trust Fund annually (or at any other such frequency agreed between the Trustee and the Adaptation Fund Board), and provide records and accounts of the Trust Fund for audit by its external auditors annually (or at any other such frequency agreed between the Trustee and the Adaptation Fund Board), in accordance with the policies and procedures of the Trustee. Furthermore, the Trustee shall prepare and furnish the Adaptation Fund Board with reports on the sale of the CERs for the Adaptation Fund and on the status of commitments and transfers of Trust Fund funds annually (or at any other such frequency agreed between the Trustee and the Adaptation Fund Board).”
3. The information contained in this Financial Report is based on financial information as of June 30, 2022.

II. Adaptation Fund Trust Fund Summary as of June 30, 2022

Certified Emission Reduction (CER) Sales and Donations

4. Cumulative resources pledged to AF Trust Fund including CER sales proceeds amounted to USD1,473.95 million as of June 30, 2022. Of this, USD 211.80 million was received through CER sales proceeds and USD 982 million in donations, totaling cumulative receipts of USD 1,193.79 million as of June 30, 2022. Resources not yet received from Donors amounted to USD 43.86 million in donations receivable under signed agreements.
5. An amount of USD 3.42 million was received from CER sales during fiscal year 2022.

Investment Income

6. As of June 30, 2022, the AF Trust Fund earned investment income of USD 41.26 million on the liquid balances in the AF Trust Fund. The AF Trust Fund liquid portfolio has returned 0.22% for fiscal year 2022.

Funding Approvals

7. Cumulative net funding decisions made by the AF Board through June 30, 2022 totaled USD 1,012.80 million, of which USD 929.72 million represents approvals for projects and programs.

¹ Reproduced as received from the AFB secretariat, with certain formatting modifications.

Cash Transfers

8. The Trustee has transferred a total of USD 638.91 million up to June 30, 2022, including USD 567.84 million related to projects and programs

Funds Held in Trust

9. Funds Held in Trust² reflect proceeds from CER monetization, donations received and investment income, less cash transfers made to date. Funds Held in Trust as of June 30, 2022 amounted to USD 593.14 million, excluding USD 3 million set aside for operational reserve.

Funds available for AF Board funding decisions

10. Funds available to support AF funding decisions amounted to USD 219.25 million as of June 30, 2022.

III. AF Trust Fund Summary – Inception through June 30, 2022

In USD millions

	Total	% of Total
<u>CER Sales Proceeds, Pledges and Donations</u>		
CER Sales Proceeds	211.80	14.4%
Donations	1,025.85	69.6%
Pledges	236.30	16.0%
Total CER Sales Proceeds and Donations	<u>1,473.95</u>	<u>100.0%</u>
<u>Cumulative Resources</u>		
<u>Resources received</u>		
CER Sales Proceeds	211.80	14.0%
Donations	982.00	64.8%
Investment Income earned	41.26	2.7%
Total Resources Received	<u>1,235.05</u>	<u>81.5%</u>
<u>Resources not yet received</u>		
Donations not yet received	43.86	2.9%
Pledges	236.30	15.6%
Total resources not yet received	<u>280.16</u>	<u>18.5%</u>
Total Potential Resources (A) (in USD millions)	<u>1,515.21</u>	<u>100.0%</u>
<u>Cumulative Funding Decisions</u>		
Programs, Projects and Fees (MIE)	581.71	57.4%
Programs, Projects and Fees (NIE)	193.02	19.1%
Programs, Projects and Fees (RIE)	154.99	15.3%
Administrative Budget	83.08	8.2%
Total Funding Decisions Net of Cancellations (B)	<u>1,012.80</u>	<u>100.0%</u>
Total Potential Resources Net of Funding Decisions (A) - (B)	<u>502.41</u>	
Total Potential Resources Net of Funding Decisions and Operational Reserve	<u>499.41</u>	
<u>Funds Available</u>		
Funds Held in Trust with no restrictions	593.14	
Approved Amounts Pending Cash Transfers	373.89	
Total Funds Available to Support AF Board Decisions	<u>219.25</u>	

Note: sub-totals may not add up to due to rounding

² Funds Held in Trust represents balance of cash, investments and unencashed promissory notes (if any) as of the reporting date.

IV. CER Sales and Monthly Average Price

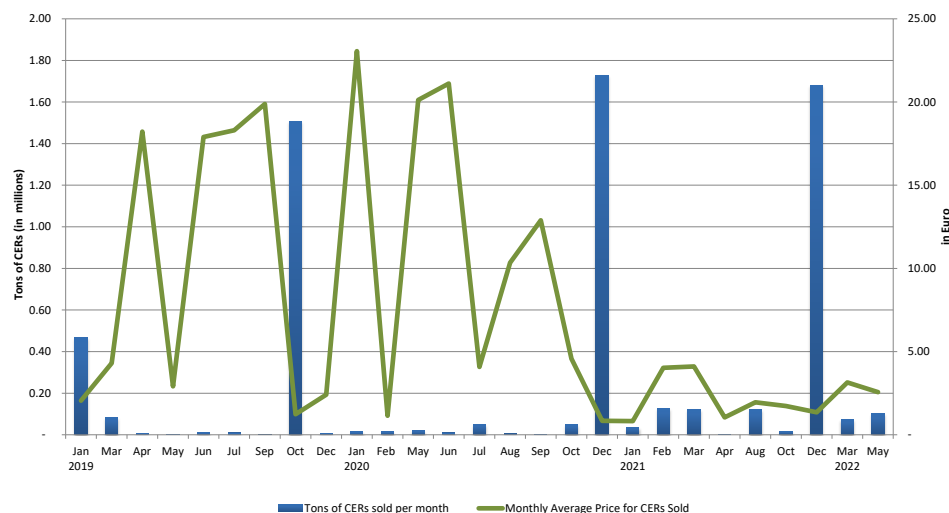
Calendar Year	CER balance a/	CER sales	Proceeds USD (millions)
2009-2019	11,127,219	28,847,850	203.72
2020			
Q1	11,229,556	29,916	0.38
Q2	11,539,271	28,833	0.64
Q3	11,756,301	59,912	0.35
Q4	10,300,157	1,774,791	2.01
2021			
Q1	10,131,730	288,717	1.27
Q2	10,421,087	1,600	0.00
Q3	10,759,130	121,255	0.28
Q4	9,667,321	1,698,404	2.61
2022			
Q1	10,116,051	73,450	0.26
Q2	10,806,263	101,388	0.27
Total		33,026,116	211.80

a/ in registries at period-end

CER SALES PROCEEDS

11. This table shows the proceeds from CER sales received into the AF Trust Fund. See Annex for more details.

12. The Trustee has generated revenues of USD 211.80 million through CER sales since the start of the CER monetization program in May 2009.



13. This chart presents the number of tons of CERs sold per month and the monthly average price obtained by the Trustee for a ton of CER sold between January 2019 and June 2022. During fiscal year 2022, the Trustee sold 1.99 million tons of CERs and generated USD 3.42 million in CER proceeds. The average price achieved during fiscal year 2022 was EUR 1.52 or USD 1.71 per ton.

Donations (in millions)

Donor	Currency	Pledged Donation in Currency of Contribution	Effective (or signed) Donation	Receipts in Currency of Contribution	Receipts in USD a/
Austria	EUR	0.50	0.50	0.50	0.69
Belgium	EUR	1.50	1.50	1.50	1.65
Belgium (Flanders)	EUR	11.95	11.95	11.95	13.09
Belgium (Walloon Region)	EUR	20.10	20.10	20.10	23.33
Belgium (Brussels Capital Region)	EUR	8.10	8.10	8.10	9.36
Canada	CAD	10.00	-	-	-
Canada (Quebec)	CAD	13.00	13.00	13.00	10.18
Corporacion Andina de Fomento	USD	0.06	0.06	0.06	0.06
European Commission	EUR	100.00	-	-	-
Finland b/	USD	0.07	0.07	0.07	0.07
Finland	EUR	12.00	12.00	12.00	14.71
France b/	USD	0.05	0.05	0.05	0.05
France	EUR	20.00	20.00	20.00	22.62
Germany	EUR	440.00	440.00	440.00	513.51
Iceland	USD	1.20	1.20	0.40	0.40
Ireland	EUR	11.20	6.20	6.20	7.06
Italy	EUR	51.00	51.00	51.00	61.01
Japan b/	USD	0.01	0.01	0.01	0.01
Japan	USD	6.02	6.02	6.02	6.02
Luxembourg	EUR	2.00	2.00	2.00	2.11
Monaco	EUR	0.01	0.01	0.01	0.01
New Zealand	NZD	3.00	3.00	3.00	1.97
Norway b/	USD	0.09	0.09	0.09	0.09
Norway	NOK	455.00	455.00	225.00	26.20
Poland	USD	1.00	1.00	1.00	1.00
Qatar	USD	0.50	0.50	0.50	0.50
Spain	EUR	78.00	48.00	48.00	60.58
Sweden	SEK	1,405.00	1,405.00	1,275.00	157.03
Switzerland b/	USD	0.08	0.08	0.08	0.08
Switzerland	CHF	38.00	38.00	31.00	32.64
United Kingdom	GBP	25.00	10.00	10.00	15.92
United Nations Foundation	USD	-	0.07	0.07	0.07
UNFCCC Secretariat	USD	20.00	-	-	-
United States	USD	50.00	-	-	-
Others	GBP	-	0.00	0.00	0.00
Others	EUR	-	0.00	0.00	0.00
Total Donations Received					982.00

a/ Represents actual USD receipts.

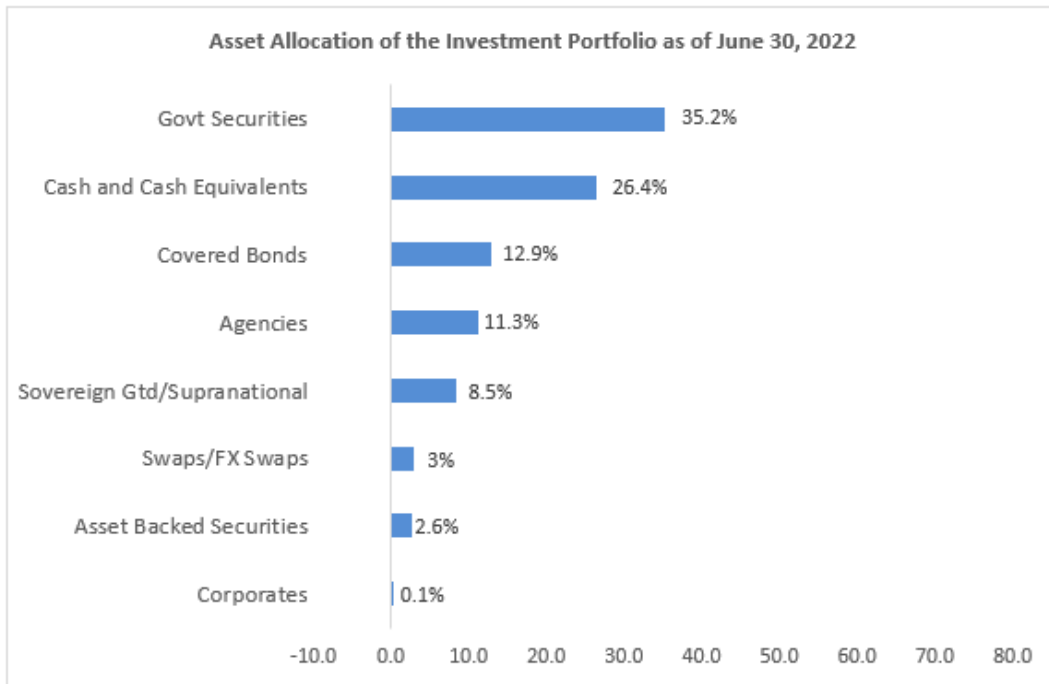
b/ Donation corresponds to the Donor's pro-rata share of the balance in the Administrative Trust Fund

V. Asset Mix and Investment Income

A. ASSET MIX

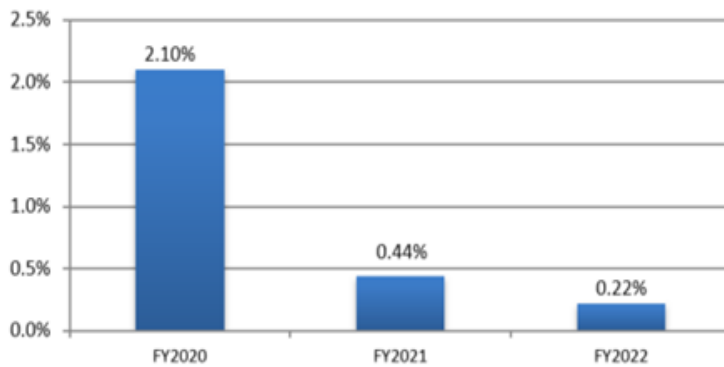
14. The undisbursed cash balance of the AF Trust Fund is maintained in a commingled investment portfolio ("Pool") for all trust funds managed by IBRD. Funds are managed such that the expected maximum loss, as measured by the CVaR, in the worst 1% of cases will not exceed 0.25% at the portfolio's investment horizon.

15. The portfolio allocation by asset class has the largest allocations to government securities and money-market instruments.



B. INVESTMENT RETURNS

16. The AF Trust Fund liquid portfolio earned USD 41.26 million in investment income since inception. The portfolio returns during fiscal year 2022 was 0.22%.



VI. Cumulative Funding Decisions as of June 30, 2022 (breakdown by types of Implementing Entities)

(In USD Millions)

1. Programs, Projects and Fees	MIE/RIE/NIE	MIE	RIE	NIE		929.72
Antigua and Barbuda	ABED	-	-	10.00	a/	
Argentina	UCAR	-	-	5.38	a/	
Argentina	WB	4.22	-	-		
Armenia	EPIU	-	-	4.00	a/	
Bangladesh	UNDP	10.00	-	-		
Belize	WB	5.63	-	-		
Belize	PACT	-	-	0.10	a/ d/	
Benin	FNE	-	-	0.06	a/	
Bhutan	BTFEC	-	-	0.05	a/ d/	
Cambodia	UNEP	4.95	-	-		
Cambodia	UN HABITAT	5.00	-	-		
Cameroon	IFAD	9.98	-	-		
Chile	AGCI	-	-	9.99	a/	
Colombia	UNDP	8.52	-	-		
Congo	WFP	10.00	-	-		
Cook Islands	UNDP	5.38	-	-		
Cook Islands	MFEM	-	-	3.00		
Costa Rica	FDS	-	-	10.05	a/	
Cote d'Ivoire	IFAD	6.00	-	-		
Cuba	UNDP	6.07	-	-		
Djibouti	UNDP	4.66	-	-		
Djibouti	IFAD	5.34	-	-		
Dominican Republic	IDDI	-	-	9.98	a/	
Ecuador	WFP	7.45	-	-		
Ecuador	CAF	-	2.49	-		
Egypt	WFP	10.00	-	-		
El Salvador	UNDP	8.48	-	-		
Eritrea	UNDP	6.52	-	-		
Ethiopia	MOFEC	-	-	9.99		
Fiji	UN HABITAT	4.24	-	-		
Gambia	WFP	10.00	-	-		
Georgia	UNDP	5.32	-	-		
Georgia	IFAD	4.64	-	-		
Ghana	UNDP	8.29	-	-		
Guatemala	UNDP	5.43	-	-		
Guinea Bissau	BOAD	-	9.98	-		
Haiti	UNESCO	9.92	-	-		
Honduras	UNDP	10.00	-	-		
India	NABARD	-	-	9.98	a/	
Indonesia	KEMITRAAN	-	-	9.87	a/	
Iraq	IFAD	10.00	-	-		

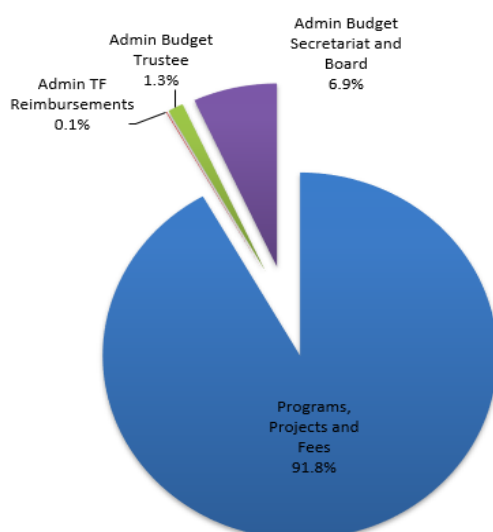
1. Programs, Projects and Fees <i>(continued)</i>	MIE/RIE/NIE	MIE	RIE	NIE		929.72
Jamaica	PIOJ	-	-	10.00	a/	
Jordan	MOPIC	-	-	9.26	a/	
Kenya	NEMA	-	-	10.00		
Kyrgyz Republic	IFAD	10.00	-	-		
Lao, PDR	UN HABITAT	10.00	-	-		
Lebanon	IFAD	7.86	-	-		
Lesotho	WFP	10.00	-	-		
Liberia	IFAD	9.59	-	-		
Madagascar	UNEP	5.10	-	-		
Malawi	WFP	9.99	-	-		
Malaysia	UN HABITAT	10.00	-	-		
Maldives	UNDP	8.99	-	-		
Mali	UNDP	8.53	-	-		
Mauritania	WFP	7.80	-	-		
Mauritius	UNDP	9.12	-	-		
Micronesia	SPREP	-	9.00	-		
Micronesia	MCT	-	-	1.00	a/	
Moldova	IFAD	6.01	-	-		
Mongolia	UNDP	5.50	-	-		
Mongolia	UN HABITAT	4.50	-	-		
Morocco	ADA	-	-	10.00	a/	
Myanmar	UNDP	7.91	-	-		
Namibia	DRFN	-	-	5.11	a/ d/	
Nepal	WFP	9.53	-	-		
Nicaragua	UNDP	5.50	-	-		
Niger	BOAD	-	9.91	-		
Pakistan	UNDP	3.91	-	-		
Pakistan	UN HABITAT	6.09	-	-		
Panama	FN	-	-	10.00	a/	
Papua New Guinea	UNDP	6.53	-	-		
Paraguay	UNEP	7.13	-	-		
Peru	PROFONANPE	-	-	6.95		
Peru	CAF	-	2.94	-		
Rwanda	MINIRENA	-	-	10.10	a/ c/	
Samoa	UNDP	8.72	-	-		
Senegal	CSE	-	-	9.64	a/	
Seychelles	UNDP	6.46	-	-		
Sierra Leone	IFAD	9.92	-	-		
Solomon Islands	UNDP	5.53	-	-		
Solomon Islands	UN HABITAT	4.40	-	-		
South Africa	SANBI	-	-	10.00	a/	
Sri Lanka	WFP	7.99	-	-		
St. Lucia	CDB	-	9.86	-		
Syria	UN HABITAT	10.00	-	-		

1. Programs, Projects and Fees	MIE/RIE/NIE	MIE	RIE	NIE		929.72
<i>(continued)</i>						
Tajikistan	UNDP	10.00	-	-		
Tanzania	UNEP	5.01	-	-		
Tanzania	NEMC	-	-	5.03	a/	
Trinidad and Tobago	CAF	-	10.00	-		
Tunisia	IFAD	10.00	-	-		
Turkmenistan	UNDP	2.93	-	-		
Uganda	OSS	-	7.75	-		
Uganda	MWE	-	-	0.09	a/ d/	
Uruguay	ANII	-	-	10.00	a/	
Uzbekistan	UNDP	5.42	-	-		
Vietnam	UN HABITAT	6.35	-	-		
Zimbabwe	UNESCO	5.00	-	-		
Zimbabwe	EMA	-	-	0.05	a/ d/	
Regional		118.39	93.06	-	a/ b/	
Accreditation Support		-	-	0.94		
Technical Assistance		-	-	0.52		
Innovation & Learning		10.00	-	1.90		
	Sub-Total by IEtype	581.71	154.99	193.02		
	% Total Programs, Projects & Fees	63%	17%	21%		
2. Administrative Budget						83.08
AF Administrative Trust Fund						0.69
Administrative Budget - Trustee						12.80
Administrative Budget - AF Board and Secretariat						69.59
3. Total Funding Decisions (3 = 1 + 2)						1,012.80
a/ Includes approved Project Formulation Grant amounts						
b/ Includes approved regional projects						
c/ Includes approved grant application to develop a scale-up proposal						
d/ Includes approved Project Formulation Assistance amounts						

Note: totals may not add up to due to rounding

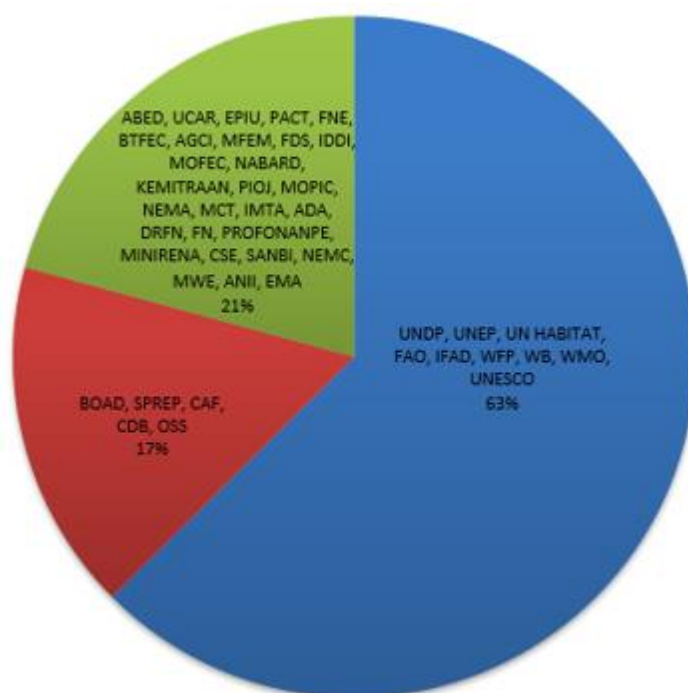
A. CUMULATIVE FUNDING DECISIONS

17. Since inception to June 30, 2022, funding approvals made by the AF Board amounted to USD 1,012.80 million.



B. FUNDING DECISIONS BY NIE/RIE/MIE

18. Funding decisions by NIE/RIE/MIE show the cumulative funding decisions related to programs and projects. To date, cumulative funding decisions to NIEs/RIEs/MIEs amount to USD 929.72 million.



VII. Funds Available

In USD millions

	As of June 30, 2022 (a)	As of June 30, 2021 (b)	Change since last report (a) - (b)
1. Cumulative Receipts	1,235.05	1,107.40	127.65
a. Cash receipts from CER proceeds	211.80	208.38	3.42
b. Cash receipts from Donors and Other Sources	982.00	858.82	123.18
c. Investment Income earned	41.26	40.21	1.05
2. Cumulative Cash Transfers	638.91	553.29	85.61
a. Programs, Projects and Fees	567.84	491.05	76.80
b. Operational Expense	71.06	62.25	8.82
3. Funds Held in Trust (3 = 1 - 2)	596.14	554.11	42.03
4. Operational Reserve	3.00	3.00	-
5. Funding Decisions Pending Cash Transfer	373.89	355.42	18.47
6. Funds available to support AF Board funding decisions (6 = 3 - 4 - 5)	219.25	195.69	23.56

Note: sub-totals may not add up due to rounding

Annex – Detailed CER Monetization Record

	Calendar Quarter	Sale Method	Quantity	Quarterly Average Price Achieved by the Trustee (in EUR)	Total EUR	Actual USD
2009	Q2	OTC	1,100,000	11.85	13,030,000	18,244,887
		Exchange	20,000	10.79	215,700	302,455
	Q3	OTC	-	-	-	-
		Exchange	80,000	13.16	1,044,000	1,519,280
Q4	OTC	400,000	12.41	4,965,000	7,372,659	
	Exchange	450,000	13.02	5,860,600	8,689,141	
2010	Q1	OTC	1,300,000	11.93	15,505,000	21,219,352
		Exchange	420,000	11.59	4,867,200	6,734,673
	Q2	OTC	1,570,000	13.17	20,684,500	26,768,710
		Exchange	895,000	13.07	11,693,600	15,068,497
	Q3	OTC	700,000	13.51	9,454,000	12,049,753
		Exchange	540,000	12.67	6,839,600	8,866,433
	Q4	OTC	-	-	-	-
		Exchange	560,000	12.48	6,991,500	9,511,362
2011	Q1	OTC	300,000	12.83	3,847,500	5,437,099
		Exchange	180,000	11.44	2,059,000	2,746,051
	Q2	OTC	500,000	13.02	6,509,000	9,357,538
		Exchange	315,000	12.53	3,946,900	5,662,845
		Auction	200,000	12.52	2,504,000	3,567,699
	Q3	OTC	-	-	-	-
		Exchange	390,000	8.81	3,434,600	4,803,998
	Q4	OTC	-	-	-	-
Exchange		40,000	7.79	311,400	418,332	
2012	Q1	OTC	-	-	-	-
		Exchange	400,000	4.37	1,748,100	2,306,972
	Q2	OTC	250,000	3.67	921,500	1,158,337
		Exchange	1,681,000	3.81	6,411,770	8,251,269
	Q3	OTC	-	-	-	-
		Exchange	1,614,000	2.95	5,006,550	6,224,091
	Q4	OTC	6,000	1.05	6,300	8,027
		Exchange	959,000	1.38	1,317,480	1,698,951
2013	Q1	OTC	1,498,000	0.13	190,280	254,006
		Exchange	-	-	-	-
	Q2	OTC	144,303	0.43	62,050	82,030
		Exchange	-	-	-	-
	Q3	OTC	300,000	0.71	212,000	286,740
		Exchange	-	-	-	-
	Q4	OTC	1,800,000	0.49	868,000	1,181,238
		Exchange	-	-	-	-
2014	Q1	OTC	655,000	0.36	216,900	293,664
		Exchange	-	-	-	-
	Q2	OTC	1,478,000	0.19	259,230	335,597
		Exchange	-	-	-	-
	Q3	OTC	550,594	1.37	129,644	165,652
		Exchange	-	-	-	-
	Q4	OTC	789,680	1.35	166,494	208,182
		Exchange	-	-	-	-

	Calendar Quarter	Sale Method	Quantity	Quarterly Average Price Achieved by the Trustee (in EUR)	Total EUR	Actual USD
	<i>(continued)</i>					
2015	Q1	OTC	1,696,880	1.70	2,886,627	3,175,996
		Exchange	-	-	-	-
	Q2	OTC	97,415	2.56	249,430	279,669
		Exchange	-	-	-	-
	Q3	OTC	574,273	0.20	113,720	130,493
		Exchange	-	-	-	-
	Q4	OTC	1,327,170	0.95	1,260,042	1,371,219
		Exchange	-	-	-	-
2016	Q1	OTC	72,135	4.16	299,802	327,512
		Exchange	-	-	-	-
	Q2	OTC	65,491	6.75	442,164	499,286
		Exchange	-	-	-	-
	Q3	OTC	23,988	10.93	262,117	293,240
		Exchange	-	-	-	-
	Q4	OTC	286,362	0.73	208,473	223,416
		Exchange	-	-	-	-
2017	Q1	OTC	40,047	13.00	520,486	562,913
		Exchange	-	-	-	-
	Q2	OTC	10,647	14.00	149,098	163,450
		Exchange	-	-	-	-
	Q3	OTC	11,039	12.71	140,325	168,532
		Exchange	-	-	-	-
	Q4	OTC	373,491	1.34	498,932	584,781
		Exchange	-	-	-	-
2018	Q1	OTC	29,450	14.05	413,633	506,386
		Exchange	-	-	-	-
	Q2	OTC	18,468	14.26	263,435	315,047
		Exchange	-	-	-	-
	Q3	OTC	3,514	14.25	50,080	58,508
		Exchange	-	-	-	-
	Q4	OTC	37,403	2.72	101,580	114,445
		Exchange	-	-	-	-
2019	Q1	OTC	549,451	2.39	1,313,449	1,490,948
		Exchange	-	-	-	-
	Q2	OTC	18,440	17.17	316,563	355,134
		Exchange	-	-	-	-
	Q3	OTC	11,508	18.64	214,493	240,063
		Exchange	-	-	-	-
	Q4	OTC	1,515,101	1.25	1,886,588	2,065,652
		Exchange	-	-	-	-
2020	Q1	OTC	29,916	11.34	339,331	378,092
		Exchange	-	-	-	-
	Q2	OTC	28,833	20.41	588,604	641,576
		Exchange	-	-	-	-
	Q3	OTC	59,912	5.03	301,524	349,949
		Exchange	-	-	-	-
	Q4	OTC	1,774,791	0.94	1,671,840	2,014,753
		Exchange	-	-	-	-

Calendar Quarter	Sale Method	Quantity	Quarterly Average Price Achieved by the Trustee (in EUR)	Total EUR	Actual USD	
<i>(continued)</i>						
2021	Q1	OTC	288,717	3.66	1,055,443	1,270,750
		Exchange	-	-	-	-
	Q2	OTC	1,600	1.05	1,682	2,000
		Exchange	-	-	-	-
	Q3	OTC	121,255	1.95	236,676	279,018
		Exchange	-	-	-	-
	Q4	OTC	1,698,404	1.36	2,301,453	2,609,894
		Exchange	-	-	-	-
2022	Q1	OTC	73,450	3.15	231,305	255,484
		Exchange	-	-	-	-
	Q2	OTC	101,388	2.56	259,945	273,748
		Exchange	-	-	-	-
Total			33,026,116		159,858,237	211,797,470
a/ net of EUR 10,000 exchange fees						

Glossary

Implementing Entity	Official Name of the Entity
ABED	Antigua and Barbuda Department of Environment
ADA	Agence pour le Developpement Agricole – Morocco
AGCI	Agencia de Cooperacion Internacional - Chile
ANII	Agencia Nacional de Investigación e Innovación – Uruguay
BOAD	West African Development Bank
BTFEC	Bhutan Trust Fund for Environment Conservation
CAF	Development Bank of Latin America
CDB	Caribbean Development Bank
CSE	Centre de Suivi Ecologique - Senegal
DRFN	Desert Research Foundation Namibia
EMA	Environmental Management Agency - Zimbabwe
EPIU	Environmental Project Implementation Unit - Armenia
FDS	Fundecooperacion Para el Desarrollo Sostenible – Costa Rica
FN	Fundación Natura - Colombia
FNE	Fonds National pour l'Environnement – Benin
IDB	Inter-American Development Bank
IDDI	Dominican Institute of Integral Development
IFAD	International Fund for Agricultural Development
KEMITRAAN	Partnership for Governance Reform in Indonesia
MFEM	Ministry of Finance and Economic Management – Cook Islands
MIE	Multilateral Implementing Entity
MINIRENA	Ministry of Natural Resources - Rwanda
MOFEC	Ministry of Finance and Economic Cooperation – Ethiopia
MOPIC	Ministry of Planning and International Cooperation – Jordan
MWE	Ministry of Water and Environment – Uganda
NABARD	National Bank for Agriculture and Rural Development – India
NEMA	National Environment Management Authority - Kenya
NEMC	National Environment Management Council - Tanzania
NIE	National Implementing Entity
OSS	Sahara and Sahel Observatory
PACT	Protected Areas Conservation Trust
PIOJ	Planning Institute of Jamaica
PROFONANPE	Peruvian Trust Fund for National Parks and Protected Areas
RIE	Regional Implementing Entity
SANBI	South African National Biodiversity Institute
SPREP	Secretariat of the Pacific Regional Environment Programme
UCAR	Unidad para el Cambio Rural – Argentina
UN HABITAT	United Nations Human Settlements Program
UNDP	United Nations Development Program
UNEP	United Nations Environment Program
UNESCO	United Nations Educational Scientific and Cultural Organization
UNFCCC	United Nations Framework Convention on Climate Change
WB	World Bank – International Bank for Reconstruction and Development and International Development Association
WMO	World Meteorological Organization
WFP	United Nations World Food Program

Term	Definition
------	------------

Cash and Investments	The Trust Fund's share in the co-mingled cash and investment pool.
Cash Contribution	Contribution or Instalment provided in the form of cash, including promissory note encashments
Cash Transfer	Cash payment made to an Implementing Partner under a Financial Procedures Agreement
Contribution	The funds provided and to be provided by a Contributor to a Trust Fund, as specified in the Contribution Agreement/Arrangement, or in the Instrument of Commitment
Contribution Agreement/Arrangement	An agreement or arrangement between a World Bank entity, as Trustee, and a Contributor, setting forth specific terms for the receipt and use of a specific Contribution for a specific Trust Fund
Contribution Paid-In	Contribution or Instalment provided in the form of cash, Promissory Note or other instruments acceptable to the Trustee
Contribution Receivable	Any portion of a Contribution that is not a Qualified Contribution to be received in the form of Cash or Promissory Note.
Financial Intermediary Fund (FIF)	Financial arrangements that leverage a variety of public and private resources in support of global development initiatives and partnership. These Funds involve financial engineering or complex finance schemes, or where the Bank provides a specified set of administrative, financial or operational services
Financial Procedures Agreement	An agreement or arrangement between a World Bank entity, as Trustee, and Partner Entity for the commitment and transfer of funds by the Trustee to the Partner Entity under terms that do not involve Bank responsibility post-transfer
Funding Availability	Assets available to support funding decisions, as calculated under a specific basis of commitment.
Funds Held in Trust	Cash and Investments plus unencashed Promissory Note balance
Implementing Entity (IE)	Any agency receiving funds from a FIF, which is responsible for managing those funds for project activities as approved by the governing body
Investment Income	Returns (realized and unrealized) on cash and investments, allocated to individual Trust Funds
Pledge	A Contributor's expression of its intention to make a Contribution
Promissory Note (if applicable)	A document consisting of a promise to pay that is non-interest bearing and payable on demand