



作为《京都议定书》缔约方会议的
《公约》缔约方会议

第十八届会议

2023年11月30日至12月12日，阿拉伯联合酋长国
临时议程项目 7

与适应基金有关的事项

作为《巴黎协定》缔约方会议的
《公约》缔约方会议

第五届会议

2023年11月30日至12月12日，阿拉伯联合酋长国
临时议程项目 10(d)

与资金有关的事项

与适应基金有关的事项

适应基金董事会的报告

适应基金董事会主席的说明*

摘要

本报告应第 1/CMP.3 号决定编写，该决定请适应基金董事会向作为《京都议定书》缔约方会议的《公约》缔约方会议(CMP)的每届会议报告活动情况。本报告涵盖 2022 年 7 月 1 日至 2023 年 6 月 30 日期间的情况，主要介绍适应基金的进展，特别是 CMP 和作为《巴黎协定》缔约方会议的《公约》缔约方会议(CMA)所授予任务的执行情况，并介绍适应基金董事会作出和采取并由 CMP 和 CMA 酌情予以注意的决定和行动。适应基金董事会第 41 次会议后将印发一份增编，介绍从 7 月 1 日至 2023 年 10 月 12 日的情况。

* 由于审查进展慢于预期，本文件逾期提交。



目录

	页次
简称和缩略语.....	4
一. 导言	6
A. 任务	6
B. 本报告的范围.....	6
二. 供作为《京都议定书》缔约方会议的《公约》缔约方会议第十八届会议和(或)作为《巴黎协定》缔约方会议的《公约》缔约方会议第五届会议采取行动的建議	6
三. 在报告所述期间开展的工作	9
A. 选举适应基金董事会主席和副主席.....	9
B. 适应基金董事会的组成.....	9
C. 适应基金董事会 2023 年的会议.....	10
D. 适应基金信托基金的资源.....	10
E. 适应基金董事会的工作计划.....	10
F. 适应基金董事会、秘书处和托管人的预算.....	10
G. 执行实体的认证.....	10
H. 适应基金董事会各委员会.....	11
I. 关于适应项目和方案的供资决定.....	11
J. 对项目组合的监测.....	12
K. 中期战略(2023-2027 年).....	13
L. 应对 2019 冠状病毒病大流行	17
M. 对适应基金的评价.....	18
N. 参加会议和活动情况.....	19
O. 传播	19
四. 为适应基金董事会执行任务提供的支持	19
五. 适应基金和《巴黎协定》	20
六. 适应基金与《公约》之下其他机构之间的业务联系和关系	22
附件	
I. Adaptation Fund Board members and alternate members as at 30 June 2022	24
II. Approved and actual budget for fiscal year 2022 and approved budget for fiscal year 2023 for the Adaptation Fund Board, its secretariat and the trustee, and for fiscal years 2023–2024 for the Technical Evaluation Reference Group of the Adaptation Fund and its secretariat.....	25
III. Accredited implementing entities.....	26

IV.	Participation in meetings and events during the reporting period.....	28
V.	Examples of gender-sensitive and -responsive interventions in Adaptation Fund projects approved during the reporting period.....	30
VI.	Communications	31
VII.	Project-related funding decisions made by the Adaptation Fund Board between 1 July 2021 and 30 June 2022.....	33
VIII.	Status of the portfolio of the Adaptation Fund.....	47
IX.	Response of the Adaptation Fund Board to the guidance of the Conference of the Parties serving as the meeting of the Parties to the Kyoto Protocol at its sixteenth session and the Conference of the Parties serving as the meeting of the Parties to the Paris Agreement at its third session	67
X.	Financial report of the Adaptation Fund Trust Fund as at 30 June 2022, prepared by the trustee: supplemental report to the Adaptation Fund Board report to the Conference of the Parties serving as the meeting of the Parties to the Kyoto Protocol and the Conference of the Parties serving as the meeting of the Parties to the Paris Agreement	72

简称和缩略语

A6.4ER		第六条第四款减排单位
AF		适应基金
AFB	董事会	适应基金董事会
AF-TERG	评价咨商小组	适应基金技术评价咨商小组
AGCID		智利国际开发合作署
Annex I Party	附件一缔约方	《公约》附件一所列缔约方
BAGRI		尼日尔农业银行
BOAD		西非开发银行
BTFEC		不丹环境养护信托基金
CABEI		中美洲经济一体化银行
CAF		拉丁美洲开发银行
CER		核证减排量
CMA		作为《巴黎协定》缔约方会议的《公约》缔约方会议
CMP		作为《京都议定书》缔约方会议的《公约》缔约方会议
COP		《联合国气候变化框架公约》缔约方会议
COVID-19		2019 冠状病毒病
CPDAE	实践社区	直接获取资金实体实践社区
CSE		塞内加尔生态监测中心
CTCN		气候技术中心和网络
EFC		道德操守和财务委员会
EMA		津巴布韦环境管理局
EPIU		亚美尼亚环境项目执行股
FAO	粮农组织	联合国粮食及农业组织
FIRCA		科特迪瓦农业研究和咨询专业间基金
Fundecooperación		哥斯达黎加可持续发展合作基金
GCF		绿色气候基金
GEF		全球环境基金
IBRD		国际复兴开发银行
IE		执行实体
IFAD	农发基金	国际农业发展基金
IMTA		墨西哥水技术研究所
Kemitraan		印度尼西亚治理改革伙伴关系
LDC		最不发达国家
LEG		最不发达国家专家组
MIE		多边执行实体
MOWE		乌干达水和环境部

MTS	中期战略	适应基金中期战略
NABARD	印度农行	印度国家农业和农村发展银行
NAP		国家适应计划
NEMC		坦桑尼亚联合共和国国家环境管理委员会
NIE		国家执行实体
non-Annex I Party	非附件一缔约方	非《公约》附件一所列缔约方
OSS		撒哈拉和萨赫勒观测站
PACT		伯利兹保护区养护信托基金
PFA**		项目拟订援助
PFG**		项目拟订赠款
PPRC		项目和方案审查委员会
Profonanpe		秘鲁国家公园和保护区信托基金
RIE		区域执行实体
SBI	履行机构	附属履行机构
SIDS		小岛屿发展中国家
SPC		太平洋共同体
TEC		技术执行委员会
Transitional Committee	过渡委员会	关于落实应对损失和损害的新供资安排及第 2/CP.27 号和第 2/CMA.4 号决定第 3 段所设基金问题的过渡委员会
UN4NAPs		国家适应计划联合国行动
UNDP	开发署	联合国开发计划署
UNEP	环境署	联合国环境规划署
UNESCO	教科文组织	联合国教育、科学及文化组织
UN-Habitat	人居署	联合国人类住区规划署
UNIDO	工发组织	联合国工业发展组织
WFP	粮食署	世界粮食计划署
WMO	气象组织	世界气象组织

** 仅用于表中。

一. 引言

A. 任务授权

1. 《联合国气候变化框架公约》缔约方会议第七届会议(COP 7)决定设立适应基金。¹作为《京都议定书》缔约方会议的《公约》缔约方会议第三届会议(CMP 3)决定,适应基金的经营实体为适应基金董事会(董事会),由一个秘书处和一个托管人提供服务。²
2. CMP 3 请董事会在 CMP 各届会议上报告活动情况,并邀请全球环境基金向董事会提供秘书处服务,请世界银行担任适应基金托管人,这两项均为暂行安排。³
3. 作为《巴黎协定》缔约方会议的《公约》缔约方会议第一届会议(CMA 1)和 CMP 14 决定,自 2019 年 1 月 1 日起,适应基金应为《巴黎协定》服务,在所有涉及《巴黎协定》的事项上遵循 CMA 的指导并对 CMA 负责。CMP 14 还决定,适应基金将继续为《京都议定书》服务,直至《巴黎协定》第六条第四款规定的收益分成到位。⁴

B. 本报告的范围

4. 本报告详细介绍适应基金取得的进展,特别是 CMP 和 CMA 委派的各项任务的执行情况,以及供 CMP 和 CMA 酌情采取行动的各项建议。除非另有说明,报告涵盖 2022 年 7 月 1 日至 2023 年 6 月 30 日这一时期。

二. 供作为《京都议定书》缔约方会议的《公约》缔约方会议第十八届会议和(或)作为《巴黎协定》缔约方会议的《公约》缔约方会议第五届会议采取行动的建议

5. CMP 和(或)CMA 不妨注意到董事会对 CMP 17⁵ 和 CMA 4⁶ 提出的指导意见的回应(见附件九)。
6. 董事会请 CMP 和(或)CMA 注意报告所述期间的下述关键数字、行动和决定:

¹ 第 10/CP.7 号决定,第 1 段。

² 第 1/CMP.3 号决定,第 3 段。

³ 第 1/CMP.3 号决定,第 5(l)、19、23 段。

⁴ 第 13/CMA.1 号决定,第 1-3 段和第 5 段;以及第 1/CMP.14 号决定,第 1-3 段。

⁵ 第 4/CMP.17 号和第 5/CMP.17 号决定。

⁶ 第 18/CMA.4 号决定。

(a) 董事会通过了 2023-2027 年第二个适应基金中期战略(中期战略)⁷，并批准了实施计划。⁸ 该战略侧重于促进地方主导的适应行动；扩大项目规模并推广其成果；加强行动、创新、学习和共享等战略支柱之间的联系和协同作用。董事会向适应基金利益相关方广泛传播了新中期战略；

(b) 董事会为 2023 年设定了 3 亿美元的资源调动指标，捐助方的数量将超过前一年；

(c) 董事会通过了一个改进的提案提交程序，以加快对收到的越来越多的提案的审查。这一进程使独立实体能够在滚动基础上提交所有供资窗口下的项目或方案提案；

(d) 适应基金信托基金的累计收入已达到 15.1720 亿美元，其中 2.1492 亿美元来自核证减排量货币化，12.3296 亿美元来自捐款，还有 6,931 万美元来自信托基金余额的投资收入。报告所述期间的收入总额为 2.8215 亿美元，其中 312 万美元来自核证减排量货币化，2.5097 亿美元来自额外捐款，2,806 万美元来自投资收入；

(e) 收到了奥地利、加拿大、法国、德国、冰岛、爱尔兰、意大利、日本、新西兰、挪威、葡萄牙、大韩民国、斯洛文尼亚、西班牙、瑞典、瑞士、大不列颠及北爱尔兰联合王国、比利时瓦隆地区、加拿大魁北克省和秘书处的捐款，总额约为 2.5097 亿美元；

(f) 已签署协议项下的未缴捐款有 1,851 万美元，认捐款中未缴付额达 2.1396 亿美元；

(g) 可用于新批准用资项目的资金达 3.5872 亿美元；

(h) 2022 年的新认捐额达 2.43 亿美元。收到了下列国家的认捐：奥地利、法国、德国、冰岛、爱尔兰、意大利、日本、新西兰、挪威、葡萄牙、大韩民国、斯洛文尼亚、西班牙、瑞典、瑞士、美利坚合众国、比利时瓦隆地区、加拿大魁北克省、联合国基金会和秘书处；

(i) 截至 2023 年 6 月 30 日，共有 55 个执行实体获得认证，包括 32 个国家执行实体(包括 10 个最不发达国家和 7 个小岛屿发展中国家的实体)、9 个区域执行实体和 14 个多边执行实体。在报告所述期间，适应基金董事会重新认证了 2 个国家执行实体和 2 个多边执行实体，使重新认证的执行实体总数达到 36 个(19 个国家执行实体、6 个区域执行实体和 11 个多边执行实体)，并从经认证的独立实体名单中删除了 2 个国家执行实体；

(j) 项目和方案累计核准额延续上升势头，增加了 14%，达到 10.6075 亿美元；

(k) 新核准的供资总额达 1.3111 亿美元，包括具体的单一国家和区域性(多国)提案、中期战略下的赠款提案和准备工作赠款；

⁷ 可查阅 <https://www.adaptation-fund.org/document/medium-term-strategy-2023-2027/>。

⁸ 董事会 B.40/72 号决定。经核准的中期战略执行计划载于 AFB/B.40/5/Rev.1 号文件附件，并可查阅 <https://www.adaptation-fund.org/document/implementation-plan-for-medium-term-strategy-of-the-fund-for-the-period-2023-2027/>。

(l) 执行实体提交的 8 个单一国家项目或方案提案获得批准，总额为 6,147 万美元。国家执行实体为不丹、哥斯达黎加、科特迪瓦和乌干达提交了四项建议，总额为 3,350 万美元；一个区域执行实体为瑙鲁和巴布亚新几内亚提交了两项建议，总额为 1,800 万美元；多边投资实体为蒙古和斯里兰卡提交了两项建议，总额为 996 万美元；

(m) 为五个区域性(多国)项目核准了总额 5,819 万美元的资金，其中 1,324 万美元用于伯利兹、危地马拉和洪都拉斯；1,400 万美元用于佛得角、几内亚比绍、圣多美和普林西比；489 万美元用于柬埔寨、老挝人民民主共和国、泰国和越南；1,204 万美元用于萨尔瓦多和洪都拉斯；1,399 万美元用于印度和斯里兰卡；

(n) 自适应基金投入运作以来，已核准的 156 个项目的累计付款达到 6.6496 亿美元，其中包括在本报告所述期间支付的 9,606 万美元。在执行的项目有 89 个，其中有 5 个项目已经开始执行，5 个项目已经完成。按部门划分，拨给粮食安全项目的赠款金额最多(19%)，其次是农业项目(13.2%)和跨部门项目(11.9%)；

(o) 对适应基金资金的要求呈现积极增长态势，进入运作管道的项目和方案提案较上一个报告期间增加了近 14%，总计 3.785 亿美元；

(p) 适应基金董事会完成了第一个中期战略(2018-2022 年)的实施，并完成了创新、学习、项目扩大和强化直接获取资金的赠款供资窗口的第八和第九轮审查；

(q) 董事会在执行创新机制活动方面取得了进展：批准了一个大型创新项目和两项小型创新赠款(总额为 550 万美元)；适应基金气候创新加速器已进入运作的第三个年头，执行伙伴开发署和环境署-气候技术中心和网络分别发出了第二次和第三次提案征集呼吁；制定了执行实体应用适应基金创新指标的指南；

(r) 董事会批准了专门用于强化直接获取资金的供资窗口的第一个项目(500 万美元)；

(s) 继续在适应基金知识管理框架下开展活动，启动了关于强化直接获取资金的电子学习课程；作为国家交流的一部分，组织了一次虚拟知识博览会，由国家执行实体为印度尼西亚主办；出版知识产品；

(t) 在适应基金准备方案下，继续通过关于创新、认证和强化直接获取资金等关键主题的虚拟和面对面活动，向经认证的国家执行实体和发展中国家提供获取和规划适应资金的准备和能力建设支持；南南知识交流和同行学习的方法；以及相关组织之间的协作和互补；

(u) 董事会委托对适应基金的环境和社会政策进行独立审查，以便与相关的适应基金利益相关方协商，根据需要更新政策；

(v) 董事会决定编写一份文件，其中载有关于性剥削和性虐待以及性骚扰的适应基金政策的备选方案；

(w) 继续实施经更新的适应基金性别政策和性别行动计划；⁹

⁹ 可查阅 <https://www.adaptation-fund.org/document/opg-annex4-gender-policy/>。

(x) 董事会审议了关于加强民间社会参与的适应基金愿景和指导方针草案，并决定考虑设立“当选的积极民间社会观察员”地位；

(y) 董事会修订了对 COVID-19 疫情的初步应对措施，¹⁰并调整了已实施的适应措施，为各国和执行实体提供灵活性，以继续减轻疫情对适应基金组合的影响；¹¹

(z) 在适应基金下继续加强与其他气候基金的互补性和一致性，并与《气候公约》其他组成机构建立联系；¹²

(aa) 为适应基金利益关系方和广大气候金融界的利益，董事会发布了有针对性的信息通报，以展示适应基金项目、成功案例和实地的具体行动；提供有关新进展的信息，例如正在扩大规模的项目；并在 2023-2027 年中期战略中引入新的战略方向；

(bb) 董事会注意到适应基金技术评价咨商小组(评价咨商小组)制定的初步指导意见，该指导意见将支持适应基金利益相关方执行适应基金新的评价政策；

(cc) 董事会讨论了关于适应基金碳足迹的第一份概览文件¹³，并决定考虑减少基金碳足迹的备选方法。

三. 在报告所述期间开展的工作

7. 董事会在波恩举行了两次面对面会议：第 39 次会议(2022 年 10 月 13 日至 14 日)和第 40 次会议(2023 年 3 月 23 日至 24 日)。有关会议的议程和说明(包括议程项目背景文件)以及详细报告可查阅适应基金网站。¹⁴

A. 选举适应基金董事会主席和副主席

8. 董事会第 39 次会议以协商一致方式¹⁵选举 Antonio Navarra (意大利，西欧和其他国家)为主席，董事会第 40 次会议以协商一致方式选举 Lucas di Pietro (阿根廷，非附件一缔约方)为副主席。

B. 适应基金董事会的组成

9. 根据在 COP 27 和闭会期间举行的选举，董事会替换了几名成员和候补成员。董事会现任成员和候补成员名单载于附件一。由于没有提名新的代表，有几个席位仍然空缺。

¹⁰ 董事会 B.35.b/16 号决定。

¹¹ 董事会 B.40/69 号决定。

¹² 更多资料见 <https://www.adaptation-fund.org/a-joint-statement-by-the-secretariats-of-the-af-gcf-gef-and-cifs-on-enhanced-complementarity-and-collaboration/>。

¹³ 董事会 AFB/B.40/Inf.6 号文件。

¹⁴ <https://www.adaptation-fund.org/documents-publications/meeting-documents/>。

¹⁵ 根据第 1/CMP.3 号决定，第 13 段。

C. 适应基金董事会 2023 年的会议

10. 董事会通过了 2023 年的会议日历(见下表)。

适应基金董事会 2023 年的会议

会议和日期	地点
第 40 次会议, 3 月 23 日至 24 日	波恩
第 41 次会议, 10 月 10 日至 13 日	波恩

D. 适应基金信托基金的资源

11. 截至 2023 年 6 月 30 日, 托管人售出了 3,437 万适应基金核证减排量, 收入 2.1492 亿美元。在报告所述期间, 核证减排量货币化收入为 312 万美元, 按照董事会通过的核证减排量货币化方案准则, 仍有 1,215 万核证减排量可供出售。¹⁶ 截至同一时间, 董事会已指示托管人向各执行实体转账共 6.6496 亿美元(见附件十)。

12. 可用于新批准用资项目的资金达 3.5872 亿美元。

E. 适应基金董事会的工作计划

13. 董事会第 40 次会议通过了 2024 财政年度的工作计划。^{17, 18}

F. 适应基金董事会、秘书处和托管人的预算

14. 董事会第 40 次会议审议并批准了用以支持董事会及其秘书处和托管人工作至 2024 年 6 月 30 日的资源(见附件二)。¹⁹ 2024 财年, 董事会、秘书处、评价职能及托管人的核定行政估算为 12,726,851 美元, 比上年增长 20.3%。核定预算用于执行中期战略下的一系列活动, 以及评价基金的项目和托管人的业务。

G. 执行实体的认证

15. 认证小组在报告所述期间举行了两次会议。董事会选举 Patience Dampney (加纳, 非洲国家)为主席, Kevin Adams (美国, 附件一缔约方)为副主席。认证小组由这两名董事会成员和四名独立专家组成。

16. 董事会审议了认证小组的建议, 重新认证了两个国家执行实体(亚美尼亚环境项目执行股; 巴拿马自然基金会), 一个区域执行实体(加勒比开发银行)和两个多边执行实体(亚洲开发银行和国际复兴开发银行)。董事会决定将两个国家执行

¹⁶ 董事会 AFB/EFC.8/9 号文件。

¹⁷ 财政年度从 7 月 1 日至 6 月 30 日(例如, 2024 财政年度是从 2023 年 7 月 1 日至 2024 年 6 月 30 日)。

¹⁸ 董事会 B.40/64 号决定。通过的工作计划载于董事会 AFB/EFC.31/4 号文件, 附件一。

¹⁹ 董事会 B.40/65 号决定。

实体从经认证的实体名单中删除。在报告期结束时，共有 32 个国家执行实体、9 个区域执行实体和 14 个多边执行实体，其中有 10 个国家执行实体位于最不发达国家，7 个国家执行实体位于小岛屿发展中国家。截至 2023 年 6 月 30 日，还有来自最不发达国家的 19 个国家执行实体和来自小岛屿发展中国家的 7 个国家在申请认证。到 2023 年 6 月 30 日为止，在 55 个经认证的执行实体中，有 36 个(19 个国家执行实体、6 个区域执行实体和 11 个多边执行实体)已获重新认证。经认证的执行实体名单载于附件三。

H. 适应基金董事会各委员会

17. 在本报告所述期间，道德操守和财务委员会(EFC)以及项目和方案审查委员会(PPRC)在董事会第 39 次和第 40 次会议期间举行了两次会议。在第 40 次会议上，Mattias Broman (瑞典，西欧和其他国家)当选为 EFC 临时副主席，Sylviane Bilgischer (比利时，西欧和其他国家)当选为 PPRC 主席。

18. EFC 审议了下述事项并向董事会提出相应建议：适应基金 2022 财年的年度业绩报告；对适应基金进行全面评价的方法；董事会、秘书处、评价职能及托管人 2024 财年工作计划和行政预算；评价咨商小组主席的报告，包括为实施适应基金新评估政策提供指导的报告、关于管理层对评价咨商小组对适应基金创新经验进行专题评估的主要结果的回应的信息，以及关于为应对 COVID-19 疫情所采取临时措施的信息。

19. 在本报告期结束时，PPRC 审查了 45 份单一国家项目构想和 21 份完整的单一国家项目提案，包含 66 个独立的项目提案；涉及区域(多国)项目和方案的 5 份前期构想、4 份构想和 8 份完整的项目文件，包含 17 个独立的项目和方案提案；3 个关于创新的小额赠款提案；和 1 个学习赠款提案。

20. 鉴于向董事会提交的提案数量不断增加，为进一步强化和加快建议书提交程序，董事会决定允许执行实体在滚动基础上提交所有供资窗口下的项目或方案提案。²⁰

I. 关于适应项目和方案的供资决定

21. 在报告期内举行的会议上，董事会批准了 8 项单一国家提案的供资申请，总额 6,147 万美元；5 项区域(多国)提案的供资申请，总额 5,818 万美元(见附件七)。已批准或建议批准供资的单一国家提案涉及不丹、哥斯达黎加、科特迪瓦、蒙古、瑙鲁、巴布亚新几内亚、斯里兰卡和乌干达。已批准或建议批准在区域项目和方案供资窗口下供资的区域提案涉及以下国家：伯利兹、危地马拉和洪都拉斯；佛得角、几内亚比绍和圣多美和普林西比；柬埔寨、老挝人民民主共和国、泰国和越南；萨尔瓦多和洪都拉斯；印度和斯里兰卡。

22. 在报告期内举行的会议上，董事会核可了 22 项单一国家项目构想，总额 1.2918 亿美元，涉及下述国家：柬埔寨、乍得、科特迪瓦、斐济(2 个项目构想)、格鲁吉亚、格林纳达、几内亚、印度尼西亚(6 个项目构想)、老挝人民民主

²⁰ 董事会 B.40/59 号决定。

共和国、毛里塔尼亚、蒙古、尼日尔、秘鲁(2 个项目构想)，图瓦卢和赞比亚；董事会还为国家执行实体提交的项目批准了项目编制款，总额为 199,000 美元。

23. 在区域项目和方案供资窗口中，董事会核可了 2 个项目构想，总额为 2,462 万美元，涉及以下国家的区域项目：贝宁和多哥；以及喀麦隆、中非共和国、乍得、尼日尔和尼日利亚。此外，董事会还核可了两个前期构想，总额 2,609 万美元，涉及以下国家的区域项目：孟加拉国和尼泊尔；以及萨尔瓦多、危地马拉和洪都拉斯。董事会还为已核可的前期构想和构想批准了 200,000 美元的项目编制款。已批准的完整提案和核可的前期构想和构想涵盖农业、海岸带管理、灾害风险减少和预警系统、基于生态系统的适应办法、粮食安全、农村发展、城市发展和水管理部门(包括跨界水管理)以及多部门项目(见图 VII.1-VII.2)。

24. CMP 11 请董事会在向 CMP 提交的报告中提供关于适应基金运作管道(包括处于不同阶段项目)的进一步信息。²¹ 所要求的信息载于附件八。

25. 对适应基金供资的需求继续增长。过去一年进入运作管道的已提交但未获批准的项目和方案提案总额为 3.7855 亿美元，比前一年增加了 14%(见表 VIII.3)。

26. 应民间社会和非政府组织观察员的建议和要求，所有项目和方案提案均原文张贴在适应基金网站上，感兴趣的利害关系方可以电子方式发表意见。通过秘书处提交给董事会的对提案的评论意见²² 张贴在网站上，并由 PPRC 审议。

J. 对项目组合的监测

27. 在报告所述期间，执行中的项目有 89 个，其中 5 个开始执行，5 个已经完成(适应基金组合状况见附件 VIII)。到本报告期结束时，共向自适应基金运行以来批准的 156 个项目支付了 6.6496 亿美元，其中包括报告期内拨付的 9606 万美元。非洲是迄今获批赠款资金最多的地区，有 55 个项目，赠款额 4.2470 亿美元(40.2%)；其次是亚太地区，有 58 个项目，赠款额 3.2860 亿美元(31.1%)；拉丁美洲和加勒比，有 35 个项目，赠款额 2.7180 亿美元(25.7%)；东欧，有 7 个项目，批准供资 3,010 万美元(2.8%)。在全球范围内运作的方案有两个，总额 1000 万美元，即由开发署和环境署运营的多边执行实体创新汇总方案。

28. 按部门划分，拨给粮食安全项目的赠款额最大，批准额为 2.002 亿美元(19.0%)，之后依次是农业，1.388 亿美元(13.2%)；多部门项目，1.257 亿美元(11.9%)；减少灾害风险和预警系统，1.255 亿美元(11.9%)；水管理，1.156 亿美元(11.0%)(见图 VII.3)。上述数据载于适应基金从 2022 年 7 月 1 日至 2023 年 6 月 30 日的第十三次年度业绩报告，董事会第 41 次会议将审议该报告。

29. 赠款额细目按适应基金层面的结果分列，可在适应基金战略成果框架下跟踪。最大一笔赠款供资额用于框架下的结果 4——“提高相关发展部门服务和基础设施资产的适应能力”(2.405 亿美元，占 28.9%)；之后依次是结果 6——“实现目标地区弱势群体的生计和收入来源多样化并予以加强”(1.654 亿美元，占

²¹ 第 1/CMP.11 号决定，第 11 段。

²² 见 <https://www.adaptation-fund.org/contact/>。

19.9%)以及结果 5——“提高生态系统对气候变化和多变性所致压力的韧性”(1.649 亿美元, 占 19.8%)。

K. 中期战略(2023-2027 年)

30. 在本报告所述期间, 完成了 2018-2022 年第一个中期战略。中期战略以多种方式提高了基金的雄心和影响力, 包括设立了七个新的供资窗口, 以加快适应行动、创新以及学习和分享, 并提高其质量。基金的评价职能得出结论认为, 第一个中期战略是一个良好、切合目的的战略, 目标远大、具有前瞻性, 能够应对适应气候变化的全球进程和当务之急。在中期战略下启动了七个新的供资窗口, 以加快适应行动、创新以及学习和分享并提高其质量。

31. 董事会第 39 次会议上通过了 2023-2027 年第二个中期战略。²³ 这个中期战略以基金的成就为基础, 并借鉴了董事会执行第一个中期战略的经验, 旨在进一步巩固基金的相对优势, 优化其影响。重点仍然是为适应行动、创新、学习和分享提供资金, 同时促进提高每一项战略支柱的力度, 加强它们之间的联系和协同作用。此外, 新的中期战略在战略上强调以地方为基础和地方主导的适应活动, 将其作为一个跨领域主题, 并强调扩大受资助的活动和推广其成果。²⁴

32. 适应基金的使命是通过加速有效的适应行动和有效的融资渠道, 包括通过直接融资模式, 响应发展中国家的紧迫需求和优先事项, 为《巴黎协定》服务。适应基金支持国家驱动适应项目和方案、创新和学习, 以及在地方一级取得可以扩大的具体成果。基金的所有活动都旨在促进以地方为基础或由地方主导的行动, 增加获得气候资金的机会, 建设长期的体制能力, 增强最弱势人民和社会群体参与的权能并使其受益, 促进性别平等, 鼓励和促进扩大和复制成果, 加强与其他适应供资方和行为方的互补性、一致性和协同作用。

33. 为了促进 2023-2027 年中期战略的实施, 董事会第 40 次会议批准了实施计划。²⁵

1. 地方主导适应行动和强化直接获取资金

34. 在中期战略的行动支柱下, 适应基金为以地方为基础和由地方主导的具体适应项目提供资金。此外, 适应基金通过一个强化直接获取资金的窗口, 为地方主导的适应行动提供专门支持, 从而能够将决策权下放到地方一级。在本报告所述期间, 董事会审议了四项提案, 批准了一项关于强化直接获取资金的提案(针对卢旺达), 并核可了一项强化直接获取资金构想提案(针对秘鲁)。²⁶ 董事会还与卢旺达环境部合作, 为国家执行实体举办了第二次关于强化直接获取资金的培训研讨会。研讨会于 2023 年 5 月 9 日至 11 日在基加利举行, 为国家执行实体提供了就成功的项目设计和地方主导适应行动可能模式交流知识的机会。

²³ 董事会 B.39/61 号决定。

²⁴ 见上文脚注 7。

²⁵ 见上文脚注 8。

²⁶ 分别见董事会 B.39/40 和 B.39/41 号决定。

2. 创新

35. 在适应基金创新融资机制下，董事会批准了关于执行实体对完整项目或方案提案应用创新指标的指导意见。²⁷

36. 在大额创新赠款供资窗口下，董事会第 39 次和第 40 次会议审议了 9 个大型创新项目提案，批准了一个单一国家项目(越南)，核可了两个单一国家项目构想(伯利兹和不丹)，核可了两个区域构想(一个针对肯尼亚和乌干达，一个针对冈比亚和坦桑尼亚联合共和国)。

37. 董事会在第 39 和第 40 次会议上审议了 8 项小额创新赠款提案，并批准为印度尼西亚的两个项目提供 50 万美元的小额赠款。²⁸

38. COP 25 推出了适应基金气候创新加速器，作为专用融资机会，支持尚未建立国家执行实体的发展中国家以及私营部门和民间社会进行适应创新，目前加速器的运营已经进入中期阶段。在本报告所述期间，在开发署发出的第一次提案征集呼吁中，19 个国家的 22 个受赠方获得了资金。根据 2022 年 9 月至 10 月开放的第二次提案征集呼吁，开发署的目标是在 2023 年至 2024 年之间为 1.5 年的项目周期发放 20-25 笔新赠款。在加速器的环境署—气候技术中心和网络分支机构下，从前两次提案征集中选出了 12 个项目，目前正在实施之中。另外 13 个项目将通过环境署—气候技术中心和网络发布的第三次(最终)提案征集活动选出，征集活动于 2022 年 9 月 30 日结束。

39. 在 2023-2027 年中期战略的创新支柱下，适应基金的工作建立并扩大了在上一个中期战略下开展的工作，包括实施适应基金气候创新加速器。多边执行实体和区域执行实体应邀提交了加入加速器伙伴关系的意向书。在审查了这些意向书之后，董事会在第 40 次会议上决定请五个执行实体各自编写一份方案提案，供董事会第 41 次会议审议。²⁹

3. 学习和分享

40. 《巴黎协定》对适应学习和分享给予了前所未有的重视，特别是发展中国家缔约方开展和参与的适应学习和分享。³⁰ 在报告所述期间，在第一个中期战略的学习和分享支柱下实施了一些相关活动，第二个中期战略将对该支柱进行扩展：

(a) 为对直接获取资金模式感兴趣的执行实体免费提供英文、法文和西班牙文的强化直接获取资金窗口虚拟培训课程；

(b) 正在开发一个关于减少灾害风险和预警系统的知识产品，概述在适应基金项目组合方面吸取的经验教训(在报告所述期间结束时接近完成)；

²⁷ 可 查 阅 <https://www.adaptation-fund.org/document/guidance-to-implementing-entities-for-application-of-innovation-indicators-for-fully-developed-project-programme-proposals/>。

²⁸ 董事会 B.40/51 和 B.40/52 号决定。

²⁹ 董事会 B.40/57 号决定。

³⁰ 例如，《巴黎协定》第七条第七和第九款。

(c) 正在开发一个知识产品，概述适应基金在处理气候变化适应问题和加强脆弱国家和受冲突影响国家的长期复原力方面的经验教训(在报告期结束时接近完成)；

(d) 发布了一个知识产品，概述了从国家开发银行和信托基金的认证中吸取的经验教训，以及这些实体在为气候适应行动提供资金方面可发挥的作用；

(e) 作为 Kemitraan (印度尼西亚)主办的国家交流活动的一部分，举办了一次关于基于生态系统的适应办法的知识博览会，与会的国家执行实体分享了实施该领域适应基金资助项目中的经验教训和挑战；

(f) 审议并批准了一项为秘鲁提供 15 万美元学习赠款提案。

4. 气候资金准备方案

41. 气候资金准备方案为发展中国家提供支持，是适应基金在第一个中期战略的四个跨领域主题下取得成果的一个重要手段，特别是在加强长期机构和技术能力以实现有效适应这一主题下。本报告所述期间，在该方案下举行了以下活动：

(a) 董事会批准了三项支持认证的准备工作一揽子赠款提案，并通过向所有经认证的执行实体提供准备工作一揽子赠款，扩大了中介机构在为国家执行实体认证提供支持方面的作用；³¹

(b) 于 2022 年 9 月 26 日至 30 日在华盛顿特区为经认证的国家执行实体举办了年度气候资金准备研讨会。此次研讨会共有 29 个经认证的国家执行实体和总共近 60 名与会者出席。与会者讨论了中期战略下的供资窗口，包括用于为项目扩大、创新、学习和强化直接获取资金的窗口；执行实体关于遵守适应基金性别政策的最新指导文件；提案制定；重新认证；直接获取资金实体实践社区(实践社区)；以及 2023-2027 年中期战略；

(c) 为执行实践社区的行动计划持续提供支持，这是一项由适应基金经认证的国家执行实体和绿色气候基金直接获取实体推动的举措。董事会通过其秘书处参加了 2022 年 11 月 2 日至 4 日在开罗举行的 CPDAE 年会；

(d) 于 2022 年 12 月 7 日举行了一个全球认证培训虚拟工作坊，以加强对如何完成 AF 认证流程的了解。活动中，与会者讨论了执行实体应达到的认证标准和信托风险管理标准，以及认证方面的差距和挑战；

(e) 第 14 次及第 15 次气候资金准备情况网络研讨会分别于 2022 年 12 月 8 日及 2023 年 4 月 24 日举行。网络研讨会的目的是为经认证的国家执行实体建设能力，使它们能够分享在强化直接获取资金和适应项目设计创新(第 14 次网络研讨会)以及在适应项目开发方面的气候变化依据(第 15 次网络研讨会)方面的经验教训；

(f) 2023 年 5 月 24 日举行了一次关于性别问题的网络研讨会，与会者讨论了促进性别平等的项目和方案设计以及在适应基金项目周期内报告执行情况；

(g) 2023 年 6 月 5 日至 9 日，与 Kemitraan (印度尼西亚的国家执行实体)合作在印度尼西亚举行了国家交流活动。国家交流力求通过南南知识交流和同行学

³¹ 董事会 B.40/60 号决定。

习，加强经认证的国家执行实体在基于生态系统的适应办法领域的项目设计、开发和执行能力。

5. 性别平等与增强妇女和女童权能

42. 促进两性平等和增强妇女和女童权能是第一个中期战略的四个跨领域主题之一，因此指导着所有适应基金活动和业务的设计。

43. 关于董事会组成中的性别平衡问题，到2023年6月30日，在32个席位中有8个由女性担任，占25%(32个席位中有6个空缺)。

44. 董事会在执行经更新的适应基金性别政策和性别行动计划方面取得了进展，包括为此加强努力，提高适应基金伙伴特别是执行实体的机构能力，将促进两性平等的办法纳入项目生命周期的所有阶段，并改进对项目 and 方案中与两性平等有关的进展的监测和报告。

45. 在本报告所述期间，举办了以下与性别有关的培训活动：

(a) 在面向国家执行实体的年度气候资金准备工作研讨会期间举行一次会议(2022年9月)；

(b) 为执行实体举办了关于更新的适应基金性别政策和执行实体关于遵守适应基金性别政策的更新指导文件的网络研讨会，为与会者提供了一个机会，分享在进行性别评估、建立按性别分列的指标、设计促进性别平等的干预措施以及为项目和方案制定性别行动计划方面的最佳做法和挑战(2022年10月)；

(c) 为国家执行实体举办了一次网络研讨会，介绍与性别平等主流化有关的现有财政和技术支持，研讨会为与会者提供了一个机会来分享在项目中采用促进性别平等的方法方面的经验教训、最佳做法和挑战(2023年5月)；

(d) 在为国家执行实体举行的强化直接获取资金研讨会上(见上文第34段)举行了一次会议，讨论如何将性别平等考虑纳入强化直接获取资金提案的设计，如何编制和实施促进性别平等的预算编制，以及如何使用项目业绩报告模板报告项目中的性别平等进展情况(2023年6月)。

46. 在本报告所述期间，适用适应基金性别均衡记分卡的试点阶段开启。制定记分卡的目的是，通过便利数据和信息的收集和分析，加强基金对整个项目和方案组合中性别政策执行情况的监测。各项目将分两个阶段应用性别均衡记分卡：

(1) 在开始阶段和(2) 在执行和结束阶段。性别均衡记分卡的结果将列入适应基金的年度业绩报告。

47. 继续努力改进适应基金促进性别平等的业务框架，包括政策和业务准则。在这方面，更新的适应基金性别政策³²和执行实体关于遵守适应基金性别政策的更新指导文件³³已翻译成法文和西班牙文。

³² 见上文脚注9。

³³ 可查阅 <https://www.adaptation-fund.org/document/guidance-document-implementing-entities-compliance-adaptation-fund-gender-policy-2/>。

48. 适应基金 2022 财政年度的年度业绩报告³⁴ 提供了关于 2022 财政年度中批准的一些项目中关于性别问题意识和响应的干预措施的信息(报告所述期间批准的适应基金项目中的此类干预措施的例子见附件五)。

49. 继续与其他气候基金等伙伴组织和《气候公约》秘书处在性别考虑问题上开展合作。董事会副主席参加了在附属机构第五十八届会议期间举行的《气候公约》各组成机构主席之间关于将性别视角纳入组成机构进程进展情况的任务规定会期对话，就将性别考虑纳入适应基金工作交流了经验、成就、关键的促进因素以及与其他组织的合作。

6. 与民间社会的对话

50. 民间社会组织积极参与适应基金的工作，在董事会会议期间与董事会定期对话，就项目提案和其他董事会文件进行磋商，并就项目设计和执行进行磋商。中期战略申明，民间社会以各种方式为适应基金做出贡献，包括资源调动、就基金支持的项目提供实时更新和评估、收集目标受益者的意见。

51. 自董事会第 12 次会议以来，董事会和民间社会组织之间一直开展定期对话，作为常设议程的一项内容，为董事会就议程上的议题听取建议和接收反馈以及交流意见提供了一个机会。

52. 董事会根据适应基金民间社会网络提出的建议考虑了加强民间社会参与和介入适应基金工作的各种方案。董事会讨论了适应基金关于加强民间社会参与的愿景和准则草案，并决定根据讨论情况更新该文件。此外，董事会还决定参照其他气候基金的做法，编写关于确立“当选的积极民间社会观察员”地位的准则草案。³⁵

L. 应对 2019 冠状病毒病大流行

53. 作为确保适应基金运营连续性和资金获取努力的一部分，董事会继续执行 2020 年通过的疫情对策，作为支持各国和执行实体减轻疫情影响并最大限度地减少适应基金项目组合遭受相关干扰的一套措施。³⁶ 事实证明，这些措施有效地为各执行实体和国家提供了额外的灵活性，以继续实施项目和方案，包括：

(a) 为因疫情而被推迟但计划在未来 24 个月内完成的项目和方案一律免费延长完成日期，最多延长 12 个月；

(b) 允许灵活适用“重大变更”，允许项目预算重新分配，最高可达项目总预算的 20%，以支付疫情相关费用；

(c) 鼓励各国将与疫情有关的事项纳入未来适应基金方案规划，以实现更广泛的复原力目标；

(d) 尽可能为执行实体虚拟实施某些项目活动提供灵活性，包括启动会议、监督活动和利害关系方磋商。

³⁴ 董事会 AFB/EFC.30/3/Rev.1 号文件。

³⁵ 董事会 B.40/75 号决定。

³⁶ 董事会 B.35.b/16 号决定。

54. 自疫情开始以来，董事会秘书处已收到并滚动批准了 31 项不增加费用而延长项目完成日期的请求。

55. 考虑到疫情状况及多个区域均取消 COVID-19 限制的趋势，适应基金及其执行实体在报告期间恢复了面对面和实地活动，包括举行董事会及委员会的实体会议，以及进行项目监督及利益相关者咨询。

56. 此外，董事会重新审视了整体疫情应对措施，并决定对一系列临时措施和灵活性作出以下调整：³⁷

(a) 规定每个项目最多只能提出两项不增加费用而延长因疫情而推迟项目完成日期的请求，条件是此类请求符合规定的标准；³⁸

(b) 停止灵活适用与疫情有关的“重大变更”；³⁹

(c) 再次鼓励各国在今后制定适应基金供资方案时，在适应基金的任务范围内考虑与疫情有关的事项，以便在今后的方案制定中酌情反映政府恢复计划的目标，从而实现更广泛的复原力；

(d) 恢复面对面进行的项目组合监测任务。在本报告所述期间，对西非(贝宁、科特迪瓦和加纳)(2022年11月21日至12月2日)、亚美尼亚(2023年4月3日至7日)和印度尼西亚(2023年6月5日至16日)的受资助项目进行了三次访问。

M. 对适应基金的评价

57. 报告所述期间是评价咨商小组开展工作的第四个年头。

1. 执行适应基金技术评价咨商小组的战略和工作方案

58. 评价咨商小组在四项工作要点上取得了进展：

(a) 新的评价政策将于 2023 年 10 月生效，取代 2011 年批准并于 2012 年修订的评价框架。为支持适应基金利益相关方实施新政策，评价咨商小组制定了评估指导文件草案，EFC 第 31 次会议对文件草案进行了审议，随后适应基金理事会第 40 次会议注意到了该草案。⁴⁰ 正在让利益相关方熟悉该政策和指导文件。

(b) 评价咨商小组的多年期战略和工作方案规定对适应基金进行全面评价。董事会审查了评价咨商小组提出的拟议方法，并决定采取分阶段的方法，⁴¹ 紧急进行快速评估，并在稍晚的阶段进行全面评估，以期为预期的第三个中期战略(2028-2032)的制定作出贡献。

(c) 评价咨商小组启动了对阿根廷新增的两个项目的适应基金项目事后评价的第三阶段：“在布宜诺斯艾利斯省西南部提高气候复原力和加强可持续土地管理”(国际复兴开发银行，2015-2019年)和“在阿根廷东北部增强小型农业生产

³⁷ 董事会 B.40/69 号决定。

³⁸ 这些标准载于董事会 AFB/EFC.26.b/4 号文件第 33 段。

³⁹ 见董事会文件 AFB/EFC.26.b/4，第 34-39 段。

⁴⁰ 董事会 B.40/66 号决定。

⁴¹ 董事会 B.39/57 号决定。

者的适应能力和复原力” (阿根廷农村改革部, 2013-2018 年)。评价工作预期在 2023 年 10 月前完成。

(d) 关于三个专题评价, 在董事会第 39 次会议上介绍了关于创新的最终评价报告。在本报告所述期间, 继续开展关于项目可扩展性以及核证和准备情况的工作。

59. 为了为制定新的评价咨商小组多年期工作方案提供信息, 小组与利益相关方开展了一系列磋商。

2. 适应基金技术评价咨商小组的预算

60. 董事会批准了 1,615,642 美元的拟议预算, 用于支付评价咨商小组及其秘书处 2024 财政年度的业务费用。⁴²

N. 参加会议和活动情况

61. 除董事会会议、认证小组会议以及董事会及其秘书处组织的准备工作相关活动外, 还举办了其他虚拟活动, 展示适应基金的故事, 并履行适应基金的任务, 如对塞舌尔的项目现场开展了一次虚拟实地访问。此外, 董事会及其秘书处和评价咨商小组参加了附件四所列的会议和活动。

O. 传播

62. 董事会继续有效实施其传播战略, 就适应基金工作和不断增长的供资机会制作和在各种传播平台上传播有趣易懂的内容和信息。与适应基金利益相关方, 包括秘书处、执行实体、实施实体和民间社会组织合作发布的有针对性的宣传材料和项目故事, 展示了受益者的声音、创新实例、成功故事和与适应基金项目组合有关的经验教训。关于执行传播战略和开展外联活动的详细情况载于附件六。

四. 为适应基金董事会执行任务提供的支持

63. CMP 5 鼓励附件一缔约方和国际组织在清洁发展机制项目活动收益分成以外向适应基金提供额外资金。⁴³ CMP 7 继续鼓励附件一缔约方和国际组织提供资金。⁴⁴ CMA 3 确认适应资金必须充足和可预测, 包括确认适应基金在为适应行动提供专门支持方面的价值, 并请发达国家缔约方考虑多年期认捐;⁴⁵ CMA 4 认识到适应基金在气候资金架构中的核心作用, 欢迎在当届会议上作出的新认捐, 促请所有捐助方及时兑现认捐, 并邀请捐助方确保基金资源的可持续性。⁴⁶

⁴² 董事会 B.40/65 号决定。

⁴³ 第 4/CMP.5 号决定, 第 9 段。

⁴⁴ 第 6/CMP.7 号决定, 第 5 段。

⁴⁵ 第 1/CMA.3 号决定, 第 16 段。

⁴⁶ 第 1/CMA.4 号决定, 第 40 段。

64. 董事会在第 39 次会议上批准了 2022-2025 年适应基金总体资源调动战略和行动计划。⁴⁷ 在报告所述期间，董事会根据资源调动战略调动资源并获得支持以执行任务。

65. 适应基金年度高级别捐助方对话在 COP 27 期间举行，由 COP 27 主席主持。支持适应基金的 22 个捐助方和受援方国家和次国家政府代表参加了这次成功的对话。18 个捐助者集体认捐了 2.43 亿美元，其中 5 个是首次认捐，6 个是多年认捐的分期付款。⁴⁸

66. 董事会在政府资金来源以外的捐款方面采取了进一步行动，这些来源包括基金会、慈善组织、非营利组织、私人 and 私营部门企业。这些来源还包括通过 2012 年建立的联合国基金会在线捐赠链接渠道提供的捐款。⁴⁹ 董事会定期推动为私营部门和个人向适应基金信托基金捐款提供机会。

67. 为了满足日益增长的资源需求，适应基金理事会在第 40 次会议上批准了 2023 年 3 亿美元的新资源筹集目标，该目标将来自比前一年更多的捐助者。⁵⁰

68. 董事会正在采取步骤，积极向已有和潜在的捐助方宣传为执行董事会任务提供支持的机会，包括将与 COP 28 同期举行的 2023 年捐助方对话。董事会通过其秘书处和受托人，一直积极与《气候公约》秘书处和其他相关利益相关方合作，及时制定第六条第四款减排单位货币化战略。

五. 适应基金和《巴黎协定》

69. 自 2019 年 1 月 1 日起，适应基金就与《巴黎协定》有关的所有事项，开始为《巴黎协定》服务，接受 CMA 的指导并对 CMA 负责，⁵¹ 在《巴黎协定》第六条第四款下的收益分成到位后，将只为《巴黎协定》服务。⁵² CMP 14 和 CMA 1 决定，适应基金将继续从《京都议定书》第六、第十二和第十七条下的活动中收取收益分成(如有的话)，并由《巴黎协定》第六条第四款所设机制的收益分成以及各种自愿的公共和私人来源提供资金。⁵³

70. 董事会履行了第 3/CMP.16 号和第 13/CMA.3 号决定规定的任务，在第 39 次会议上批准了对适应基金业务政策和准则以及对战略优先事项、政策和准则的修正，并建议 CMP 17 审议对战略优先事项、政策和准则的修正并采取其认为适当的行动。⁵⁴ CMP 17 赞赏地注意到董事会在通过经修正的业务政策和准则方面所

⁴⁷ 董事会 B.39/62 号决定。

⁴⁸ 见 <https://www.adaptation-fund.org/adaptation-fund-receives-over-us-230-million-mobilized-in-2022-for-the-most-climate-vulnerable-at-cop27-in-egypt/>。

⁴⁹ <https://www.adaptation-fund.org/donate/>。

⁵⁰ 董事会 B.40/77 号决定。

⁵¹ 第 13/CMA.1 号决定，第 1 段；以及第 1/CMP.14 号决定，第 1 段。

⁵² 第 13/CMA.1 号决定，第 3 段；以及第 1/CMP.14 号决定，第 2 段。

⁵³ 第 13/CMA.1 号决定，第 2 段；以及第 1/CMP.14 号决定，第 3 段。

⁵⁴ 董事会 B.39/66 号决定。

做的工作，并通过了经修正的战略优先事项、政策和准则，⁵⁵ CMA 4 赞赏地注意到董事会在通过经修正的业务政策和准则方面所做的工作，并欢迎经修正的战略优先事项、政策和准则。⁵⁶

71. 关于董事会成员资格，CMA 4 要求 SBI 58 根据需要进行继续审议与董事会成员组成有关的事项，因为适应基金将过渡到专门为《巴黎协定》服务。⁵⁷ CMA 4 鼓励董事会继续审议围绕为《巴黎协定》服务方面的议事规则，包括在履行机构完成对董事会成员资格相关事项的审议之后。⁵⁸ 按照主席的提议，履行机构第五十八届会议将这一事项推迟到履行机构第五十九届会议审议。⁵⁹

72. CMP 17 请董事会通过一项防止性剥削、性虐待和性骚扰的政策，CMA 4 也请董事会这么做。⁶⁰ 作为回应，董事会请其秘书处编写一份文件，列出防止性剥削、性虐待和性骚扰政策的备选方案，并提交董事会第 41 次会议审议。⁶¹

73. CMP 17 请董事会视需要审查和更新适应基金的环境和社会政策。⁶² 作为回应，董事会请其秘书处委托对环境和社会政策进行一次独立审查，以更新该政策；必要时，与适应基金相关利益相关方协商，准备更新政策的提案；并将产出提交理事会第 41 次会议审议。⁶³

74. CMA 4 决定，董事会及其支助架构应制定并实施一项将适应基金在“第六条第四款机制”登记册内持有的用于适应的收益分成账户中的“第六条第四款减排单位”货币化的战略，并每年向 CMA 通报货币化情况。⁶⁴ 对此，董事会请秘书处和受托人继续与《气候公约》秘书处和任何其他相关利益相关方磋商，以期及时制定一项关于第六条第四款减排单位货币化的战略，并向董事会第 41 次会议报告这项工作的情况。⁶⁵

75. 关于适应基金从《京都议定书》转向为《巴黎协定》服务的安排，⁶⁶ 董事会请其秘书处继续与《气候公约》秘书处、受托人和任何其他相关利益相关方磋商，以便及时准备这些安排，并向董事会第 41 次会议报告这项工作的情况。⁶⁷

⁵⁵ 第 4/CMP.17 号决定，第 10 段。

⁵⁶ 第 18/CMA.4 号决定，第 11 段。

⁵⁷ 第 18/CMA.4 号决定，第 18 段。

⁵⁸ 第 18/CMA.4 号决定，第 19 段。

⁵⁹ FCCC/SBI/2023/10.

⁶⁰ 第 4/CMP.17 号决定，第 13 段，和第 18/CMA.4 号决定，第 21 段。

⁶¹ 董事会 B.40/80 号决定，第 80(b)段。

⁶² 第 5/CMP.17 号决定，第 15 段。

⁶³ 董事会 B.40/80 号决定，第 80(a)段。

⁶⁴ 第 7/CMA.4 号决定，附件一，第 60 段。

⁶⁵ 董事会 B.40/80 号决定，第 80(d)段。

⁶⁶ 见第 1/CMP.14 号决定，第 2 段。

⁶⁷ 董事会 B.40/80 号决定，第 80(c)段。

76. CMP 17 请理事会在提交 CMP 18 的年度报告中纳入列入关于适应基金资助的项目和方案的实际结果汇总信息，特别是适应基金的五个核心指标，同时对成功、挑战和经验教训进行质化分析。⁶⁸

77. CMP 17 和 CMA 4 就若干事项向董事会提供了指导意见。本报告附件九载有董事会对这一指导意见的答复。

六. 适应基金与《公约》之下其他机构之间的业务联系和关系

78. 董事会采取行动，促进与《公约》下其他机构的联系，如适应委员会、气候技术中心和网络、绿色气候基金、全球环境基金、巴黎能力建设委员会、资金问题常设委员会和技术执行委员会。⁶⁹

79. 适应基金和其他多边气候基金(绿色气候基金、全球环境基金和气候投资基金)的代表参加了 2022 年 11 月 15 日在 COP 27 会议间隙举行的第六次气候交付渠道年度对话。各气候基金负责人评估了联合基金路线图及其工作计划(2022-2023 年)的执行进展情况，找出了其中的差距和加强合作的方式，以进一步促进各基金之间的互补性和一致性。

80. 在对话中，各气候基金负责人同意深化以下合作领域和时间表：

(a) 研究衡量受资助活动影响的指标，包括经济影响，并侧重于由气候投资基金牵头的基金实地工作的影响(在 2023 年 12 月前委托进行一项研究)；

(b) 探讨由适应基金牵头的联合融资方案的备选方案(在 2023 年 12 月前委托进行一项研究)；

(c) 推进落实已确定的各基金在知识管理和能力建设方面开展合作的备选办法(在 COP 28 之前更新)；

(d) 继续开展联合传播和外联工作，包括探讨为 COP 28 开展联合宣传的备选办法。

81. 根据基金联合路线图，与适应基金—绿色气候基金互补性和一致性有关的若干倡议取得了进展，包括扩大项目和方案规模的联合框架；向实践社区联合提供支助；适应基金和绿色气候基金在执行实体认证和再认证方面的互补性。

82. 根据适应基金-绿色气候基金扩大项目和方案框架试点阶段的经验教训，两个基金同意将这一办法扩大到其整个项目组合。适应基金确定了符合框架所列标准、因而可能有资格扩大规模的项目，并与绿色气候基金分享了这些项目。绿色气候基金就利用绿色气候基金资源扩大适应基金项目或方案的问题与其指定国家主管部门进行了联系，三分之二的国家表示有兴趣这样做。通过这一框架，四个国家(伯利兹、柬埔寨、厄瓜多尔和南非)关于实施扩大项目规模的讨论已进入高级阶段。

83. 在整个报告所述期间，适应基金和绿色气候基金继续共同支持实践社区。在 2023 年 1 月绿色气候基金批准面向实践社区的资金后，后者开始实施其行动计

⁶⁸ 第 5/CMP.17 号决定，第 14 段。

⁶⁹ 根据第 2/CMP.10 号决定，第 6 段。另见第 2/CMP.14 号决定，第 8 段。

划，德国国际合作机构为请其交付伙伴。正在制定的主要交付成果是一个项目优先排序工具、一份专家名册和六份文件，重点是分享实践社区成员在各种专题上的经验教训。

84. 董事会秘书处作为观察员参加了绿色气候基金董事会分别于 2023 年 3 月 13 日至 16 日、2023 年 7 月 10 日至 13 日在大韩民国仁川松岛举行的第 35 和 36 次会议。

85. 董事会秘书处设在全球环境基金秘书处，全球环境基金秘书处促进信息和知识交流，并在需要时提供组织间支持。董事会秘书处于 2023 年 3 月参加了全球环境基金介绍研讨会，并在会上与全球环境基金利益相关方分享了关于获得适应基金资金和新的中期战略的信息，其中许多利益相关方也是其他气候基金的利益相关方。

86. 应《气候公约》秘书处关于支持过渡委员会的请求，董事会借调了两名工作人员到《气候公约》秘书处领导的过渡支助股兼职工作。董事会秘书处的代表参加了过渡委员会第一次和第二次会议(分别为 2023 年 3 月 27 日至 29 日和 2023 年 5 月 25 日至 27 日)以及关于结合第 2/CP.27 和 2/CMA.4 号决定处理损失和损害问题的第一次研讨会(2023 年 4 月 29 日至 30 日)，他们介绍了适应基金在避免和尽量减少气候变化影响相关损失和损害方面工作的经验，适应基金关于减少灾害风险和预警系统的项目，适应基金之下有可能作为应对损失和损害的新供资安排及第 2/CP.27 号决定和第 2/CMA.4 号决定第 3 段所设基金备选办法的体制安排。

87. 董事会是国家适应计划联合国行动的一个伙伴组织，这是一项由《气候公约》秘书处协调的倡议，目的是响应任何正在制定或执行国家适应计划的国家提出的技术援助请求。董事会通过秘书处对各国提出的若干请求作出了回应，并在国家适应计划联合国行动会议上介绍了适应基金对国家适应计划执行工作的支持。

88. 董事会通过其秘书处，与技术执行委员会和气候技术中心和网络合作，根据技术执行委员会 2023-2026 年滚动工作计划，进一步开展创新合作。董事会秘书处首次参加了气候技术中心和网络咨询委员会会议(2023 年 3 月 27 日至 29 日举行的第 21 次会议)。

Annex I**Adaptation Fund Board members and alternate members as at 30 June 2023**

[English only]

<i>Term of office^a</i>	<i>Position</i>	<i>Name</i>	<i>Party</i>	<i>Constituency</i>
March 2020– March 2023 (elected at CMP 15) ^b	Member	Patience Dampthey	Ghana	African States
	Alternate	Fatou Ndeye Gaye	Gambia	African States
	Member	Hyekyoung Jung	Republic of Korea	Asia-Pacific States
	Alternate	Massoud Rezvanian Rahaghi	Islamic Republic of Iran	Asia-Pacific States
	Member	vacant		Eastern European States
	Alternate	vacant		Eastern European States
	Member	Kenrick W. Williams	Belize	Latin American and Caribbean States
	Alternate	Mariana Kasprzyk	Uruguay	Latin American and Caribbean States
	Member	Mareile Drechsler	Germany	Western European and other States
	Alternate	Sylviane Bilgischer	Belgium	Western European and other States
	Member	Naresh Sharma	Nepal	LDCs
	Alternate	Patrick Owere	Uganda	LDCs
	Member	vacant		Annex I Parties
	Alternate	vacant		Annex I Parties
March 2022– March 2024 (elected at CMP 16)	Member	Washington Zhakata	Zimbabwe	African States
	Alternate	Ali Daud Mohamed	Kenya	African States
	Member	Albara Tawfiq	Saudi Arabia	Asia-Pacific States
	Alternate	Ahmed Waheed	Maldives	Asia-Pacific States
	Member	Joanna Milwicz vel Delach	Poland	Eastern European States
	Alternate	vacant		Eastern European States
	Member	vacant		Latin American and Caribbean States
	Alternate	Victor Viñas	Dominican Republic	Latin American and Caribbean States
	Member	Antonio Navarra	Italy	Western European and other States
	Alternate	Mattias Broman	Sweden	Western European and other States
	Member	Michai Robertson	Antigua and Barbuda	SIDS
	Alternate	Mani Mate	Cook Islands	SIDS
	Member	Marc Antoine Martin	France	Annex I Parties
	Alternate	Kevin Adams	United States	Annex I Parties
Member	Lucas Di Pietro Paolo	Argentina	Non-Annex I Parties	
Alternate	Ahmadou Seborny Toure	Guinea	Non-Annex I Parties	

^a Members and alternate members serve for a term of two years and are eligible to serve a maximum of two consecutive terms (see decision 1/CMP.3). Terms as members do not count towards terms as alternate members, and vice versa (see decision 1/CMP.4).

^b The term of office of a member or an alternate will start at the first AFB meeting in the calendar year following their election and end immediately before the first AFB meeting in the calendar year in which the term ends (see decision 4/CMP.5).

Annex II

Approved and actual budget for fiscal year 2022 and approved budget for fiscal year 2023 for the Adaptation Fund Board, its secretariat and the trustee, and for fiscal years 2023–2024 for the Technical Evaluation Reference Group of the Adaptation Fund and its secretariat

[English only]

<i>Budget item</i>	<i>Approved 2023 fiscal year (USD)</i>	<i>Actual 2023 fiscal year (USD)</i>	<i>Approved 2024 fiscal year (USD)</i>
AFB and its secretariat			
Personnel	5 475 648	4 410 553	6 882 409
Travel	456 000	586 440	754 000
General operations	728 050	585 745	726 400
Meetings	237 400	327 014	280 000
Subtotal secretariat administrative services (a)	6 897 098	5 909 753	8 742 809
Accreditation (b)	567 050	500 757	542 300
Readiness Programme for Climate Finance (c)	748 700	657 482	920 900
Subtotal secretariat (a)+(b)+(c)	8 212 848	7 067 991	10 206 009
Evaluation function			
Personnel	612 552	428 992	675 625
Travel	108 744	60 477	112 006
General operations	115 000	57 934	116 879
Meetings	10 200	5 000	10 404
Evaluation	638 469	463 292	700 729
Subtotal evaluation function	1 484 965	1 015 694	1 615 642
Trustee			
Monetization of CERs	180 000	180 000	180 000
Financial and programme management	320 000	300 000	320 000
Investment management	256 500	314 300	283 200
Accounting and reporting	58 000	58 000	58 000
Legal services	64 000	55 000	64 000
Subtotal trustee	878 500	907 300	905 200
Total	10 576 313	8 990 985	12 726 851

Annex III

Accredited implementing entities¹

[English only]

I. National implementing entities

Agency for Agricultural Development (ADA), Morocco
 Agricultural Bank of Niger (BAGRI), Niger
 Bhutan Trust Fund for Environmental Conservation (BTFEC), Bhutan
 Chilean Agency for International Development Cooperation (AGCID), Chile
 Department of Environment (DOE), Antigua and Barbuda
 Dominican Institute of Integral Development (IDDI), Dominican Republic
 Ecological Monitoring Centre (CSE), Senegal
 Environmental Management Agency (EMA), Zimbabwe
 Environmental Project Implementation Unit (EPIU), Armenia
 Fundación Natura, Panama
 Fundecooperación for Sustainable Development, Costa Rica
 General Directorate of Sectoral and Special Programs and Projects (DIPROSE), Argentina
 Interprofessional Fund for Agricultural Research and Advice (FIRCA), Côte d'Ivoire
 Mennonite Social Action Commission (CASM), Honduras
 Mexican Institute of Water Technology (IMTA), Mexico
 Micronesia Conservation Trust (MCT), Federated States of Micronesia
 Ministry of Environment (MOE), Rwanda
 Ministry of Finance and Economic Cooperation (MOFEC), Ethiopia
 Ministry of Finance and Economic Development (MFED), Tuvalu
 Ministry of Finance and Economic Management (MFEM), Cook Islands
 Ministry of Planning and International Cooperation (MOPIC), Jordan
 Ministry of Water and Environment (MOWE), Uganda
 National Bank for Agriculture and Rural Development (NABARD), India
 National Environment Management Authority (NEMA), Kenya
 National Environment Management Council (NEMC), United Republic of Tanzania
 National Fund for Environment and Climate (FNEC), Benin
 Palli Karma-Sahayak Foundation (PKSF), Bangladesh
 Partnership for Governance Reform (Kemitraan), Indonesia
 Peruvian Trust Fund for National Parks and Protected Areas (Profonanpe), Peru
 Planning Institute of Jamaica (PIOJ), Jamaica
 Protected Areas Conservation Trust (PACT), Belize

¹ Presented in alphabetical order.

South African National Biodiversity Institute (SANBI), South Africa

II. Multilateral implementing entities

African Development Bank (AfDB)

Asian Development Bank (ADB)

European Bank for Reconstruction and Development (EBRD)

Food and Agriculture Organization of the United Nations (FAO)

Inter-American Development Bank (IDB)

International Bank for Reconstruction and Development (IBRD)

International Fund for Agricultural Development (IFAD)

United Nations Development Programme (UNDP)

United Nations Educational, Scientific and Cultural Organization (UNESCO)

United Nations Environment Programme (UNEP)

United Nations Human Settlements Programme (UN-Habitat)

United Nations Industrial Development Organization (UNIDO)

World Food Programme (WFP)

World Meteorological Organization (WMO)

III. Regional implementing entities

Caribbean Community Climate Change Centre (CCCCC)

Caribbean Development Bank (CDB)

Central American Bank for Economic Integration (CABEI)

Development Bank of Latin America (CAF)

International Centre for Integrated Mountain Development (ICIMOD)

Pacific Community (SPC)

Sahara and Sahel Observatory (OSS)

Secretariat of the Pacific Regional Environment Programme (SPREP)

West African Development Bank (BOAD)

Annex IV

Participation in meetings and events during the reporting period

[English only]

In addition to AFB meetings, Accreditation Panel meetings and readiness-related events organized by the AFB and its secretariat (described in chap. III of this document), the AFB, its secretariat and/or the AF-TERG organized and/or participated in the following:

- (a) Southern African Development Community Great Green Wall (GGW) stakeholder engagement and capacity-building workshop, organized by the United Nations Convention to Combat Desertification (2–4 August 2022 in Pretoria, South Africa and virtual);
- (b) Global Adaptation Week, including NAP Expo 2022 organized by the UNFCCC LEG, Resilience Frontiers organized by the UNFCCC secretariat, UN4NAPs Forum, and the 42nd meeting of the LEG (22–26 August 2022 in Gaborone, Botswana);
- (c) GCF Global Programming Conference (13–15 September 2022 in Incheon, South Korea);
- (d) Training workshop on climate finance access in the Arab States organized by the UNFCCC secretariat (18–20 September 2022 in Tunis, Tunisia);
- (e) COP27 Africa Regional Resilience Hub hosted by SouthSouthNorth and Climate & Development Knowledge Network (19–22 September 2022, virtual);
- (f) Glasgow–Sharm el-Sheikh work programme on the global goal on adaptation (17–18 October 2022 in Cairo, Egypt);
- (g) United Nations Climate Change Conference 2022 (6–20 November 2022 in Sharm el-Sheikh, Egypt);
- (h) GEF Introduction Seminar (28 February to 2 March 2023, virtual);
- (i) 35th meeting of the GCF Board (13–16 March 2023 in Songdo, South Korea);
- (j) Session on challenges and opportunities in the monitoring of locally-led adaptation initiatives organized by the AFB secretariat at the Gobeshona Global Conference (15 March 2023, virtual);
- (k) Training workshop on climate finance access and mobilization for ASEAN (Association of Southeast Asian Nations) member States (20–24 March 2023 in Manila, Philippines);
- (l) 26th meeting of the TEC (21–24 March 2023 in Songdo, South Korea);
- (m) NAP Expo 2023 (27–30 March 2023 in Santiago, Chile);
- (n) First meeting of the Transitional Committee¹ (27–29 April 2023 in Luxor, Egypt);
- (o) First workshop on addressing loss and damage in the context of decisions 2/CP.27 and 2/CMA.4 (29–30 April 2023 in Bonn, Germany);
- (p) Bahrain NAP implementation workshop (2–3 May 2023, virtual);
- (q) AIM for Climate Summit (8–10 May 2023 in Washington D.C., United States of America);

¹ Transitional committee on the operationalization of the new funding arrangements for responding to loss and damage and the fund established in paragraph 3 of decisions 2/CP.27 and 2/CMA.4.

- (r) Seventh Meeting of the Global Network of Basins Working on Climate Change Adaptation organized by United Nations Economic Commission for Europe (25–26 May 2023, virtual);
- (s) Second meeting of the Transitional Committee (25–27 May 2023 in Bonn, Germany);
- (t) The Global NDC Conference (31 May to 2 June 2023, Berlin, Germany);
- (u) Sixth meeting of the Global Goal on Adaptation (4–5 June 2023, Bonn, Germany);
- (v) Fifty-eighth sessions of the UNFCCC subsidiary bodies (5–15 June 2023, Bonn, Germany);
- (w) FAO and CIFOR-ICRAF workshop on forests and trees for adaptation (11 June 2023, Bonn, Germany);
- (x) UNFCCC sixth technical expert dialogue on the new collective quantified goal on climate finance (12–13 June 2023, Bonn, Germany);
- (y) Fifth Systematic Observations Financing Facility steering committee meeting (20–21 June 2023, Copenhagen, Denmark);
- (z) Micronesia subregional private sector climate finance workshop (27 June 2023, virtual).

Annex V

Examples of gender-sensitive and -responsive interventions in Adaptation Fund projects approved during the reporting period

[English only]

1. Efforts to proactively address gender equality and women’s empowerment in adaptation action have continued by ensuring that AF-funded projects and programmes include gender-responsive measures for effective, sustainable and equitable outcomes of adaptation action.

2. Gender-sensitive and -responsive interventions in four AF projects or programmes approved during the reporting period,¹ extracted from their gender assessments and project-specific gender action plans, include:

(a) To acknowledge and respond to gender-differentiated climate risks, the projects have identified women’s specific concerns and experiences and focused on sectors with a significant impact for women such as access to water and sanitation (appropriate sanitation facilities),² disaster management (through early-warning systems),³ income generation (through women’s entrepreneurship), and access to land (through awareness raising)⁴;

(b) To increase women’s participation and agency, the projects have set specific targets to ensure distribution of benefits among vulnerable groups, such as women, indigenous people and youth, in relation to promoting skills development and trainings to enhance their technical capacities and resilience to adapt to climate change (ranging from sustainable land management⁵ and agroecology⁶ to business development),⁷ as well as accessing financial services to diversify their livelihoods⁸;

(c) To promote innovation and sustainability, the projects have implemented interventions aimed at ensuring learning and knowledge for younger generations of women and challenging social norms. For example, in addition to peer-learning and focused trainings, an initiative called “Youth Learning Routes” will be implemented in order to provide young female farmers with skills and peer exchange networks for sustainable agroecology,⁹ as will a participatory tool for training communities and challenge social norms called “Gender Learning and Promotion Framework for Sustainable Development”¹⁰;

(d) To ensure gender mainstreaming throughout the project cycle, the projects have ensured institutional support from gender teams, as well as grievance mechanisms, appointments of gender focal points and operational guidance and awareness trainings for project staff.¹¹

¹ (1) Strengthening the Adaptive Capacities of Climate-Vulnerable Communities in the Goascorán Watershed of El Salvador and Honduras through Integrated Community-Based Adaptation Practices and Services, implemented by WFP; (2) Build Resilience to Climate Change and Climate Variability of Vulnerable Communities in Mullaitivu District of Sri Lanka, implemented by UN-Habitat; (3) Adaptation to Climate Change and Resilience in the Montenegrin Mountain Areas-Gora, implemented by IFAD; (4) Strengthen the Resilience of Smallholder Farmers to the Effects of Climate Change through the Adoption of Proven Innovative Technologies and Practices, implemented by the Interprofessional Fund for Agricultural Research.

² Project 2 in footnote 1 above.

³ Project 1 in footnote 1 above.

⁴ Project 3 in footnote 1 above.

⁵ Project 1 in footnote 1 above.

⁶ Project 3 in footnote 1 above.

⁷ Project 4 in footnote 1 above.

⁸ Project 4 in footnote 1 above.

⁹ Project 3 in footnote 1 above.

¹⁰ Project 4 in footnote 1 above.

¹¹ Project 1 in footnote 1 above.

Annex VI

Communications

[English only]

1. The AFB, with support of its secretariat, continued its effective strategy of producing and disseminating engaging content in targeted news streams to highlight AF work and project voices on the ground, growing demand for projects and adaptation finance needs, and expanding AF funding windows and opportunities for countries, among other timely topics.
2. The AFB, supported by its secretariat, continued to be highly productive in its communication endeavours and to innovate by producing new avenues of communication, including showcasing projects on the ground, incorporating drone footage, producing an AF podcast series and emerging social media platforms and working closely with implementing partners and other stakeholders to showcase AF projects and programmes in action via videos and stories, including highlighting beneficiary voices on the ground and growing AF funding windows.
3. Key AF events and other outreach activities were showcased via social media, stories, photo albums, flyers and other platforms. These efforts helped to significantly grow the AF website audience as well as partnerships with key communications colleagues from other funds, IEs and executing entities, civil society organizations, the UNFCCC and other stakeholders operating in the climate space.
4. The AFB, through its secretariat, organized and coordinated AF representation at COP 27 through its full-scale AF pavilion, building on the success of the first-time pavilion from the previous year. Its branding and location were highly visible and served as a key point for meeting AF stakeholders and raising awareness of AF work, including the promotion of 15th anniversary of the AF and other events. It featured videos and information materials highlighting its projects in Egypt and linked to a catch-all COP 27 website of AF activities, which received a 57 per cent increase in views over its COP 26 website. It also received growing media attention, with 872 media mentions in the key period from October to March alone. This included increasingly prominent media interviews, including by CNBC-Africa, Radio France International, Devex and others.
5. The AFB, with support of its secretariat, produced nine press releases, eight project stories, including five in collaboration with media partner Climate Home News to extend their reach, and several videos, photo essays, e-newsletters, podcasts, flyers, brochures and blogs. Themes such as enhancing access to climate finance, exchanging project knowledge, locally led adaptation, enhanced direct access, project scale-up/replication, learning, disaster risk reduction/early warning systems, sustainable fishing practices, adaptation to floods/drought/food security, nature-based solutions, gender and youth, technology and innovation in adaptation were highlighted.
6. Project stories covered a wide range of countries, including direct access projects and projects in SIDS and the LDCs. Multimedia products included nine videos showcasing AF projects in action and thought leadership in adaptation across key trends and novel programs. Key messaging was developed and shared to maximize leadership interventions in outreach events. Several new brochures and social media cards were developed on timely themes and global days, and additional stories and videos shared from IE partners.
7. Through extensive media campaigns supported by the AFB secretariat, the AF was in the media spotlight consistently. Significant growth was seen across the diverse communication platforms of the AF and in mentions of the AF in the media.
8. The number of AF web page views rose by more than 33 per cent over the previous reporting period, reaching a record 1,018,964 for the fiscal year. With regard to social media channels, the AF reached 22,100 followers on X (formerly known as Twitter) thanks to an increase of 1,875 followers. Facebook reached 18,095 followers after adding 1,846 followers, and LinkedIn increased by 2,891 followers. The continued growth of and activities on its communication channels has in turn fed the growth of the AF by continuing to build its brand

and reaching a growing key audience with quality and diverse communication products highlighting its evolving work. Timely, steady news and visible communications contributed to a record 20 contributors, including five first-time donors and six multi-year pledges.

Annex VII

Project-related funding decisions made by the Adaptation Fund Board between 1 July 2022 and 30 June 2023

[English only]

Table VII.1

Project-related funding decisions made by the Adaptation Fund Board during the intersessional period between its 38th and 39th meetings

<i>Party/Parties</i>	<i>IE</i>	<i>PPRC document number</i>	<i>Grant size (USD)</i>	<i>Execution cost (USD)</i>	<i>NIE funding (USD)</i>	<i>RIE funding (USD)</i>	<i>MIE funding (USD)</i>	<i>AFB decision</i>	<i>Funding set aside (USD)</i>
1. Full proposals: single country									
NIE									
Costa Rica	Fundecooperación	AFB/PPRC.29-30/5	10 000 000	857,580	10 000 000			Approved	10 000 000
Niger	BAGRI	AFB/PPRC.29-30/6	10 000 000	739,400	10 000 000			Not approved	0
Subtotal			20 000 000	1 596 980	20 000 000				10 000 000
2. Concepts: single country									
NIE									
Côte d'Ivoire	FIRCA	AFB/PPRC.29-30/7	4 000 000	319 845	4 000 000			Endorsed	
Subtotal			4 000 000	319 845	4 000 000				
3. PFG/PFA: single country									
NIE									
PFG	Côte d'Ivoire	FIRCA	AFB/PPRC.29-30/7/Add.1	50 000		50 000		Approved	50 000
Subtotal			50 000		50 000				50 000
4. Full proposals: regional									
RIE									
Belize, Guatemala, Honduras	CABEI	AFB/PPRC.29-30/8	13 248 121	1 160 250		13 248 121		Approved	13 248 121
MIE									
Cambodia, Lao People's Democratic Republic, Thailand, Viet Nam	UNESCO	AFB/PPRC.29-30/9	4 898 775	374 524			4 898 775	Approved	4 898 775
Subtotal			18 146 896	1 534 774		13 248 121	4 898 775		18 146 896

<i>Party/Parties</i>	<i>IE</i>	<i>PPRC document number</i>	<i>Grant size (USD)</i>	<i>Execution cost (USD)</i>	<i>NIE funding (USD)</i>	<i>RIE funding (USD)</i>	<i>MIE funding (USD)</i>	<i>AFB decision</i>	<i>Funding set aside (USD)</i>
5. Concepts: regional									
RIE									
Benin, Togo	OSS	AFB/PPRC.29-30/10	14 000 000	1 050 000		14 000 000		Endorsed	
MIE									
Botswana, Malawi, Mozambique, South Africa, Zambia, Zimbabwe	IFAD	AFB/PPRC.29-30/11	13 932 000	645 500			13 932 000	Not endorsed	
Cameroon, Central African Republic, Chad, Niger, Nigeria	WMO	AFB/PPRC.29-30/12	10 620 000	855 000			10 620 000	Endorsed	
Subtotal			38 552 000	2 550 500		14 000 000	24 552 000		
6. PFG: regional concepts									
RIE									
PFG Benin, Togo	OSS	AFB/PPRC.29-30/10/Add.1	80 000			80 000		Approved	80 000
MIE									
PFG Cameroon, Central African Republic, Chad, Niger, Nigeria	WMO	AFB/PPRC.29-30/12/Add.1	80 000				80 000	Approved	80 000
Subtotal			160 000			80 000	80 000		160 000
Total (1+2+3+4+5+6)			80 908 896	6 002 099	24 050 000	27 328 121	29 530 775		28 356 896

Table VII.2

Project-related funding decisions made by the Adaptation Fund Board at its 39th meeting

<i>Party/Parties</i>	<i>IE</i>	<i>PPRC document number</i>	<i>Grant size (USD)</i>	<i>Execution cost (USD)</i>	<i>NIE funding (USD)</i>	<i>RIE funding (USD)</i>	<i>MIE funding (USD)</i>	<i>AFB decision</i>	<i>Funding set aside (USD)</i>
1. Full proposals: single country									
NIE									
Bhutan	BT FEC	AFB/PPRC/30/4	9 998 955	520 950	9 998 955			Approved	9 998 955
Uganda (1)	MOWE	AFB/PPRC/30/5	2 249 000	181 000	2 249 000			Not approved	0
Uganda (2)	MOWE	AFB/PPRC/30/6	9 504 600	760 000	9 504 600			Approved	9 504 600
Zimbabwe	EMA	AFB/PPRC/30/7	4 989 000	760 000	4 989 000			Not approved	0
MIE									
Montenegro	IFAD	AFB/PPRC/30/8	10 000 000	873 612			10 000 000	Not approved	0

<i>Party/Parties</i>	<i>IE</i>	<i>PPRC document number</i>	<i>Grant size (USD)</i>	<i>Execution cost (USD)</i>	<i>NIE funding (USD)</i>	<i>RIE funding (USD)</i>	<i>MIE funding (USD)</i>	<i>AFB decision</i>	<i>Funding set aside (USD)</i>
Sri Lanka	UN-Habitat	AFB/PPRC/30/9	2 000 000	175 104			2 000 000	Waitlisted (1st)	
Subtotal			38 741 555	2 942 666	26 741 555		12 000 000		21 503 555
2. Concepts: single country									
NIE									
Indonesia (1)	Kemitraan	AFB/PPRC.30/10	999 714	87 143	999 714.29			Endorsed	
Indonesia (2)	Kemitraan	AFB/PPRC.30/11	993 081	79 408	993 081			Not endorsed	
Indonesia (3)	Kemitraan	AFB/PPRC.30/12	996 633	71 989	996 633			Not endorsed	
Indonesia (4)	Kemitraan	AFB/PPRC.30/13	970,503	83 758	970 503			Not endorsed	
Indonesia (5)	Kemitraan	AFB/PPRC.30/14	960 225	84 075	960 225			Not endorsed	
Indonesia (6)	Kemitraan	AFB/PPRC.30/15	998 868	80 944	998 868			Endorsed	
Indonesia (7)	Kemitraan	AFB/PPRC.30/16	998 738	93 478	998 738			Not endorsed	
Indonesia (8)	Kemitraan	AFB/PPRC.30/17	1 000 000	208 744	1 000 000			Not endorsed	
Indonesia (9)	Kemitraan	AFB/PPRC.30/18	977 939	85 626	977 939			Not endorsed	
Indonesia (10)	Kemitraan	AFB/PPRC.30/19	999 226	87 490	999 226			Not endorsed	
Mexico (1)	IMTA	AFB/PPRC.30/20	1 059 941	42 068	1 059 941			Not endorsed	
Mexico (2)	IMTA	AFB/PPRC.30/21	6 434 050		6 434 050			Not endorsed	
Mexico (3)	IMTA	AFB/PPRC.30/22	3 255 000	140 000	3 255 000			Not endorsed	
Niger	BAGRI	AFB/PPRC.30/23	10 000 000	138 308	10 000 000			Endorsed	
Peru	Profonanpe	AFB/PPRC.30/24	5 465 145	437 000	5 465 145			Not endorsed	
Tuvalu	MoF	AFB/PPRC.30/25	2 000 000	171 300	2 000 000			Endorsed	
RIE									
Fiji	SPC	AFB/PPRC/30/26	5 764 000	504 500		5 764 000		Endorsed	
MIE									
Georgia	IFAD	AFB/PPRC.30/27	9 846 766	787 360			9 846 766	Endorsed	
Guinea	WFP	AFB/PPRC.30/28	10 000 000	799 613			10 000 000	Endorsed	
Lao People's Democratic Republic	UN-Habitat	AFB/PPRC.30/29	7 323 750	641 250			7 323 750	Endorsed	
Libya	IFAD	AFB/PPRC.30/30	9 997 156	719 519			9 997 156	Not endorsed	
Maldives	UNESCO	AFB/PPRC.30/31	10 000 000	764 550			10 000 000	Not endorsed	
Mongolia	UN-Habitat	AFB/PPRC/30/32	7 965 889	697 470			7 965 889	Endorsed	
Zambia	IFAD	AFB/PPRC/30/33	10 000 000	874 590			10 000 000	Endorsed	
Subtotal			109,006,625	7 680 183	38 109 064	5 764 000	65 133 561		

	<i>Party/Parties</i>	<i>IE</i>	<i>PPRC document number</i>	<i>Grant size (USD)</i>	<i>Execution cost (USD)</i>	<i>NIE funding (USD)</i>	<i>RIE funding (USD)</i>	<i>MIE funding (USD)</i>	<i>AFB decision</i>	<i>Funding set aside (USD)</i>
3. PFG/PFA: single country										
NIE										
PFG	Indonesia (1)	Kemitraan	AFB/PPRC.30/10/Add.1	50,000		50,000			Approved	50 000
	Indonesia (2)	Kemitraan	AFB/PPRC.30/11/Add.1	50,000		50,000			Not approved	0
	Indonesia (3)	Kemitraan	AFB/PPRC.30/12/Add.1	50,000		50,000			Not approved	0
	Indonesia (4)	Kemitraan	AFB/PPRC.30/13/Add.1	50,000		50,000			Not approved	0
	Indonesia (5)	Kemitraan	AFB/PPRC.30/14/Add.1	50,000		50,000			Not approved	0
	Indonesia (6)	Kemitraan	AFB/PPRC.30/15/Add.1	50,000		50,000			Not approved	0
	Indonesia (7)	Kemitraan	AFB/PPRC.30/16/Add.1	50,000		50,000			Approved	50 000
	Indonesia (8)	Kemitraan	AFB/PPRC.30/17/Add.1	50,000		50,000			Not approved	0
	Indonesia (9)	Kemitraan	AFB/PPRC.30/18/Add.1	50,000		50,000			Not approved	0
	Indonesia (10)	Kemitraan	AFB/PPRC.30/19/Add.1	50,000		50,000			Not approved	0
	Mexico (1)	IMTA	AFB/PPRC.30/20/Add.1	50,000		50,000			Not approved	0
	Mexico (2)	IMTA	AFB/PPRC.30/21/Add.1	40,000		40,000			Not approved	0
	Mexico (3)	IMTA	AFB/PPRC.30/22/Add.1	30,000		30,000			Not approved	0
	Niger	BAGRI	AFB/PPRC.30/23/Add.1	49,000		49,000			Approved	49 000
	Tuvalu	MoF	AFB/PPRC/28/25/Add.1	50 000		50,000			Approved	50 000
Subtotal				669 000		669 000				199 000
4. Full proposals: regional										
MIE										
	Antigua and Barbuda, Saint Lucia	UN-Habitat	AFB/PPRC.30/34	13 996 500	1 225 500			13 996 500	Not approved	0
	El Salvador, Honduras	WFP	AFB/PPRC.30/35	12 048 300	995 700			12 048 300	Approved	12 048 300
	India, Sri Lanka	WFP	AFB/PPRC.30/36	13 995 524	1 014 549			13 995 524	Waitlisted (2nd)	13 995 524
Subtotal				40 040 324	3 235 749			40 040 324		26 043 824
5. Concepts: regional										
RIE										
	Guinea, Mali, Mauritania, Senegal	OSS	AFB/PPRC/30/37	14 000 000	1 085 750		14 000 000		Not endorsed	0
Subtotal				14 000 000	1 085 750		14 000 000			
6. PFG: regional concepts										
RIE										

	<i>Party/Parties</i>	<i>IE</i>	<i>PPRC document number</i>	<i>Grant size (USD)</i>	<i>Execution cost (USD)</i>	<i>NIE funding (USD)</i>	<i>RIE funding (USD)</i>	<i>MIE funding (USD)</i>	<i>AFB decision</i>	<i>Funding set aside (USD)</i>
PFG	Guinea, Mali, Mauritania, Senegal	OSS	AFB/PPRC/30/37/Add.1	80 000			80 000		Not approved	0
Subtotal				80 000			80 000			
7. Pre-concepts: regional										
MIE										
	Fiji, Samoa, Solomon Islands, Vanuatu	WMO	AFB/PPRC/30/38	13 959 881	1 116 250			13 959 881	Not endorsed	0
Subtotal				13 959 881	1 116 250			13 959 881		
8. PFG: regional pre-concepts										
MIE										
PFG	Fiji, Samoa, Solomon Islands, Vanuatu	WMO	AFB/PPRC/30/38/Add.1	20 000				20 000	Not approved	0
Subtotal				20 000				20 000		
Total (1+2+3+4+5+6+7+8)				216 517 385	16 060 598	65 519 619	19 884 000	131 153 766		47 746 379
9. Full proposals: enhanced direct access										
NIE										
	Rwanda	Ministry of Environment	AFB/PPRC/30/40	4 998 812	402 935	4 998 812			Approved	4 998 812
Subtotal				4 998 812	402,935	4 998 812				4 998 812
10. Concepts: enhanced direct access										
NIE										
	Peru	Profonanpe	AFB/PPRC/30/41	5 000 000	69 369	5 000 000			Endorsed	
Subtotal				5 000 000	69 369	5 000 000				
Total (9+10)				9 998 812	472 304	9 998 812				4 998 812
11. Full proposals single country: large innovation projects										
MIE										
	Viet Nam	IFAD	AFB/PPRC/30/43	5 000 000	437 788			5 000 000	Not approved	0
Subtotal				5 000 000	437 788			5 000 000		
12. Concepts single country: large innovation projects										
NIE										
	Chile	AGCID	AFB/PPRC/30/44	5 000 000	250 000	5 000 000			Not endorsed	0
MIE										
	Bhutan	WFP	AFB/PPRC/30/45	4 978 034	398 050			4 978 034		

<i>Party/Parties</i>	<i>IE</i>	<i>PPRC document number</i>	<i>Grant size (USD)</i>	<i>Execution cost (USD)</i>	<i>NIE funding (USD)</i>	<i>RIE funding (USD)</i>	<i>MIE funding (USD)</i>	<i>AFB decision</i>	<i>Funding set aside (USD)</i>
Subtotal			9 978 034	648 050	5 000 000		4 978 034		
13. PFG/PFA: single-country large innovation projects									
NIE									
PFG	Chile	AGCID	AFB/PPRC/30/44/Add.1	50 000		50 000		Not approved	0
Subtotal			50 000		50 000				0
14. Concepts regional: large innovation projects									
MIE									
	Kenya, Uganda	UNIDO	AFB/PPRC/30/46	5 000 000	437 295		5 000 000	Endorsed	
Subtotal			5 000 000	437 295			5 000 000		
15. PFG regional concepts: large innovation projects									
MIE									
	Kenya, Uganda	UNIDO	AFB/PPRC/30/46/Add.1	30 000			30 000	Approved	30 000
Subtotal			30 000				30 000		30 000
Total (11+12+13+14+15)			20 058 034	1 523 133	5 050 000		15 008 034		30 000
16. Innovation small grants									
NIE									
	Chile (1)	AGCID	AFB/PPRC/30/48	247 200	25 000	247 200		Not approved	0
	Chile (2)	AGCID	AFB/PPRC/30/49	249 900	39 600	249 900		Not approved	0
	Chile (3)	AGCID	AFB/PPRC/30/50	250 000	63 800	250 000		Not approved	0
	Indonesia	Kemitraan	AFB/PPRC/30/51	250 000	21 250	250 000		Not approved	0
	Senegal	CSE	AFB/PPRC/30/52	248 319	19 992	248 319		Not approved	0
Subtotal			1 245 419	169 642	1 245 419				0
Total (1+2+3+4+5+6+7+8+9+10+11+12+13+14+15+16)			247 819 650	18 225 677	81 813 850	19 844 000	146 161 800		52 775 191

Table VII.3

Project-related funding decisions made by the Adaptation Fund Board during the intersessional period between its 39th and 40th meetings

<i>Party/Parties</i>	<i>IE</i>	<i>PPRC document number</i>	<i>Grant size (USD)</i>	<i>Execution cost (USD)</i>	<i>NIE funding (USD)</i>	<i>RIE funding (USD)</i>	<i>MIE funding (USD)</i>	<i>AFB decision</i>	<i>Funding set aside (USD)</i>
1. Full proposals: single country									
MIE									
	Sri Lanka	UN-Habitat	AFB/PPRC/39-40/10	2 000 000	175 104		2 000 000	Approved	2 000 000
Subtotal			2 000 000	175 104			2 000 000		2 000 000

<i>Party/Parties</i>	<i>IE</i>	<i>PPRC document number</i>	<i>Grant size (USD)</i>	<i>Execution cost (USD)</i>	<i>NIE funding (USD)</i>	<i>RIE funding (USD)</i>	<i>MIE funding (USD)</i>	<i>AFB decision</i>	<i>Funding set aside (USD)</i>
2. Full proposals: regional									
MIE									
India, Sri Lanka	WFP	AFB/PPRC/39-40/11	13 995 524	1 014 549			13 995 524	Approved	13 995 524
Subtotal			13 995 524	1 014 549			13 995 524		13 995 524
Total (1+2)			15 995 524	1 189 653			15 995 524		15 995 524

Table VII.4

Project-related funding decisions made by the Adaptation Fund Board at its 40th meeting

<i>Party/Parties</i>	<i>IE</i>	<i>PPRC document number</i>	<i>Grant size (USD)</i>	<i>Execution cost (USD)</i>	<i>NIE funding (USD)</i>	<i>RIE funding (USD)</i>	<i>MIE funding (USD)</i>	<i>AFB decision</i>	<i>Funding set aside (USD)</i>
1. Full proposals: single country									
NIE									
Belize	PACT	AFB/PPRC.31/4	4 000 000	350 230	4 000 000			Not approved	0
Côte d'Ivoire	FIRCA	AFB/PPRC.31/5	4 000 000	319 845	4 000 000			Approved	4 000 000
Panama	Fundación Natura	AFB/PPRC.31/6	10 000 000	799 613	10 000 000			Not approved	0
Uganda	MOWE	AFB/PPRC.31/7	2 249 000	181 000	2 249 000			Not approved	0
Zimbabwe	EMA	AFB/PPRC.31/8	4 989 000	432 000	4 989 000			Not approved	0
RIE									
Nauru	SPC	AFB/PPRC.31/9	7 999 493	575 500		7 999 493		Approved	7 999 493
Papua New Guinea	SPC	AFB/PPRC.31/10	10 000 000	864 992		10 000 000		Approved	10 000 000
MIE									
Central African Republic	IFAD	AFB/PPRC.31/11	10 000 000	602 954			10 000 000	Not approved	0
Lao People's Democratic Republic	UN-Habitat	AFB/PPRC.31/12	7 323 750	641 250			7 323 750	Not approved	0
Libya	IFAD	AFB/PPRC.31/13	9 997 156	875 327			9 997 156	Not approved	0
Mongolia	UN-Habitat	AFB/PPRC.31/14	7 965 882	697 470			7 965 882	Approved	7 965 882
Montenegro	IFAD	AFB/PPRC.31/15	10 000 000	873 612			10 000 000	Waitlist (1 st)	0
Zambia	IFAD	AFB/PPRC.31/16	10 000 000	874 590			10 000 000	Not approved	0
Subtotal			98 524 281	8 088 383 25 238 000	17 999 493		55 286 788		29 965 375

<i>Party/Parties</i>	<i>IE</i>	<i>PPRC document number</i>	<i>Grant size (USD)</i>	<i>Execution cost (USD)</i>	<i>NIE funding (USD)</i>	<i>RIE funding (USD)</i>	<i>MIE funding (USD)</i>	<i>AFB decision</i>	<i>Funding set aside (USD)</i>
2. Concepts: single-country									
NIE									
Indonesia (1)	Kemitraan	AFB/PPRC.31/17	993 081	79 735	993 081			Endorsed	-
Indonesia (2)	Kemitraan	AFB/PPRC.31/18	996 633	71 989	996 633			Not endorsed	-
Indonesia (3)	Kemitraan	AFB/PPRC.31/19	970 503	83 758	970 503			Not endorsed	-
Indonesia (4)	Kemitraan	AFB/PPRC.31/20	960 225	84 075	960 225			Not endorsed	-
Indonesia (5)	Kemitraan	AFB/PPRC.31/21	998 739	93 478	998 739			Endorsed	-
Indonesia (6)	Kemitraan	AFB/PPRC.31/22	977 939	85 626	977 939			Endorsed	-
Indonesia (7)	Kemitraan	AFB/PPRC.31/23	999 226	87 490	999 226			Endorsed	-
Indonesia (8)	Kemitraan	AFB/PPRC.31/24	999 984	79 482	999 984			Not endorsed	-
Peru (1)	Profonanpe	AFB/PPRC.31/25	5 465 145	437 000	5 465 145			Endorsed	-
RIE									
Chad	OSS	AFB/PPRC.31/26	10 000 000	794 000		10 000 000		Endorsed	-
Egypt	OSS	AFB/PPRC.31/27	8 000 000	635 000		8 000 000		Not endorsed	-
Mauritania	OSS	AFB/PPRC.31/28	10 000 000	794 000		10 000 000		Endorsed	-
Peru (2)	CAF	AFB/PPRC.31/29	5 298 180	424 040		5 298 180		Endorsed	-
MIE									
Fiji	WMO	AFB/PPRC.31/30	5 560 000	450 000			5 560 000	Endorsed	-
Grenada	IFAD	AFB/PPRC.31/31	10 000 000	875 576			10 000 000	Endorsed	-
Cambodia	UN-Habitat	AFB/PPRC.31/32	10 000 000	799 613			10 000 000	Endorsed	-
Subtotal			72 219 655	5 874 862	13 361 475	33 298 180	25 560 000		
3. PFG/PFA: Single-country									
NIE									
PFG	Indonesia (1)	Kemitraan	AFB/PPRC.31/17/Add.1	50 000		50 000		Approved	50 000
PFG	Indonesia (2)	Kemitraan	AFB/PPRC.31/18/Add.1	50 000		50 000		Not approved	0
PFG	Indonesia (3)	Kemitraan	AFB/PPRC.31/19/Add.1	50 000		50 000		Not approved	0
PFG	Indonesia (4)	Kemitraan	AFB/PPRC.31/20/Add.1	50 000		50 000		Not approved	0
PFG	Indonesia (5)	Kemitraan	AFB/PPRC.31/21/Add.1	50 000		50 000		Approved	50 000
PFG	Indonesia (6)	Kemitraan	AFB/PPRC.31/22/Add.1	50 000		50 000		Approved	50 000
PFG	Indonesia (7)	Kemitraan	AFB/PPRC.31/23/Add.1	50 000		50 000		Approved	50 000
PFG	Indonesia (8)	Kemitraan	AFB/PPRC.31/24/Add.1	50 000		50 000		Not approved	0
PFG	Peru	Profonanpe	AFB/PPRC.31/25/Add.1	45 500		45 500		Approved	45 500

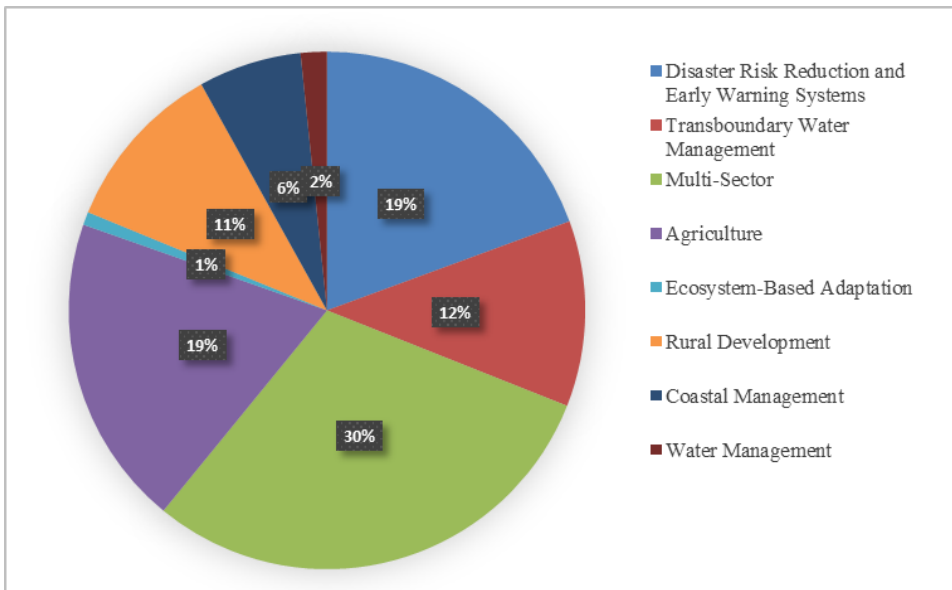
<i>Party/Parties</i>	<i>IE</i>	<i>PPRC document number</i>	<i>Grant size (USD)</i>	<i>Execution cost (USD)</i>	<i>NIE funding (USD)</i>	<i>RIE funding (USD)</i>	<i>MIE funding (USD)</i>	<i>AFB decision</i>	<i>Funding set aside (USD)</i>
Subtotal			445 500		445 500				245 500
4. Full proposals: regional									
MIE									
Azerbaijan Iran	UN-Habitat	AFB/PPRC.31/33	14 000 000	1 119 458			14 000 000	Not approved	0
Cabo Verde Guinea-Bissau Sao Tome and Principe	IFAD	AFB/PPRC.31/34	14 000 000	844 136			14 000 000	Approved	14 000 000
Côte d'Ivoire Ghana	UN-Habitat	AFB/PPRC.31/35	13 991 159	1 221 000			13 991 159	Waitlist (2 nd)	
Subtotal			41 991 159	3 184 594			41 991 159		14 000 000
5. Concepts regional									
MIE									
Angola Namibia	IFAD	AFB/PPRC.31/36	14 000 000	1 100 000			14 000 000	Not endorsed	-
Botswana Malawi South Africa Mozambique Zambia Zimbabwe	IFAD	AFB/PPRC.31/37	13 896 900	613 000			13 932 000	Rejected	-
Subtotal			27 896 900	1 713 000			27 932 000		
6. PFG: regional concepts									
MIE									
Angola Namibia	IFAD	AFB/PPRC.31/36/Add.1	50 000				50 000	Not approved	0
Botswana Malawi South Africa Mozambique Zambia Zimbabwe	IFAD	AFB/PPRC.31/37/Add.1	50 000				50 000	Not approved	0
Subtotal			100 000				100 000		
7. Pre-concepts: regional									
MIE									

<i>Party/Parties</i>	<i>IE</i>	<i>PPRC document number</i>	<i>Grant size (USD)</i>	<i>Execution cost (USD)</i>	<i>NIE funding (USD)</i>	<i>RIE funding (USD)</i>	<i>MIE funding (USD)</i>	<i>AFB decision</i>	<i>Funding set aside (USD)</i>
Bangladesh Nepal	WMO	AFB/PPRC.31/38	12 090 000	950 000			12 090 000	Endorsed	-
El Salvador Guatemala Honduras	UNEP	AFB/PPRC.31/39	14 000 000	1 270 000			14 000 000	Endorsed	-
Subtotal			26 090 000	2 220 000			26 090 000		
8. PFG Pre-concepts: regional									
MIE									
Bangladesh Nepal	WMO	AFB/PPRC.31/38/Add.1	20 000				20 000	Approved	20 000
El Salvador Guatemala Honduras	UNEP	AFB/PPRC.31/39/Add.1	20 000				20 000	Approved	20 000
Subtotal			40 000				40 000		40 000
Grand total (1+2+3+4+5+6+7+8)			267 306 995	21 080 839	39 044 975	51 297 673	176 999 947		44 250 875
9. Full proposal: enhanced direct access									
NIE									
Belize	PACT	AFB/PPRC.31/41	5 000 000	68 180	5 000 000			Not endorsed	-
Subtotal			5 000 000	68 180	5 000 000				
10. Concept: enhanced direct access									
NIE									
India	NABARD	AFB/PPRC.31/42	5 000 000	12 877	5 000 000			Not endorsed	-
Subtotal			5 000 000	12 877	5 000 000				
11. PFG/PFA concept: enhanced direct access									
NIE									
PFG	India	NABARD	AFB/PPRC.31/42/Add.1	45 000		45 000		Not endorsed	-
Subtotal			45 000			45 000			
Total (9+10+11)			10 045 000	81 057	10 045 000				
12. Full proposals single country: large innovation projects									
NIE									
Bangladesh	Palli Karma- Sahayak Foundation	AFB/PPRC.31/46	5 000 000	400 000	5 000 000			Not approved	0
MIE									

<i>Party/Parties</i>	<i>IE</i>	<i>PPRC document number</i>	<i>Grant size (USD)</i>	<i>Execution cost (USD)</i>	<i>NIE funding (USD)</i>	<i>RIE funding (USD)</i>	<i>MIE funding (USD)</i>	<i>AFB decision</i>	<i>Funding set aside (USD)</i>
Viet Nam	IFAD	AFB/PPRC.31/47	5 000 000	437 788			5 000 000	Approved	5 000 000
Subtotal			10 000 000	837 788	5 000 000		5 000 000		5 000 000
13. Concepts single country: large innovation projects									
NIE									
Belize	PACT	AFB/PPRC.31/48	4 970 000	435 166	4 970 000			Endorsed	-
India	NABARD	AFB/PPRC.31/49	2 555 196	204 317	2 555 196			Not endorsed	-
MIE									
Burundi	UNEP	AFB/PPRC.31/50	5 001 480	421 000			5 001 480	Not endorsed	-
Subtotal			12 526 676	1 060 483	7 525 196		5 001 480		
14. PFG/PFA Single concept: large innovation projects									
NIE									
PFG	Belize	PACT	AFB/PPRC.31/48/Add.1	50 000		50 000		Approved	50 000
PFG	India	NABARD	AFB/PPRC.31/49/Add.1	50 000		40 000		Not approved	0
Subtotal			100 000		90 000				50 000
15. Concepts regional: large innovation projects									
MIE									
	Gambia United Republic of Tanzania	WMO	AFB/PPRC.31/48	5 000 000	388 128		5 000 000	Endorsed	0
Subtotal			5 000 000	388 128			5 000 000		
16. PGF/PFA regional concepts: large innovation projects									
MIE									
	Gambia United Republic of Tanzania	WMO	AFB/PPRC.31/48/Add.1	30 000			30 000	Approved	30 000
Subtotal			30 000				30 000		30 000
Total (12+13+14+15+16)			27 656 676	2 286 399	12 615 196		15 031 480		5 080 000
17. Innovation small grants									
NIE									
	Chile (1)	AGCID	AFB/PPRC.31/53	250 000		250 000		Not approved	0
	Indonesia (1)	Kemitraan	AFB/PPRC.31/54	250 000		250 000		Approved	250 000
	Indonesia (2)	Kemitraan	AFB/PPRC.31/55	250 000		250 000		Approved	250 000

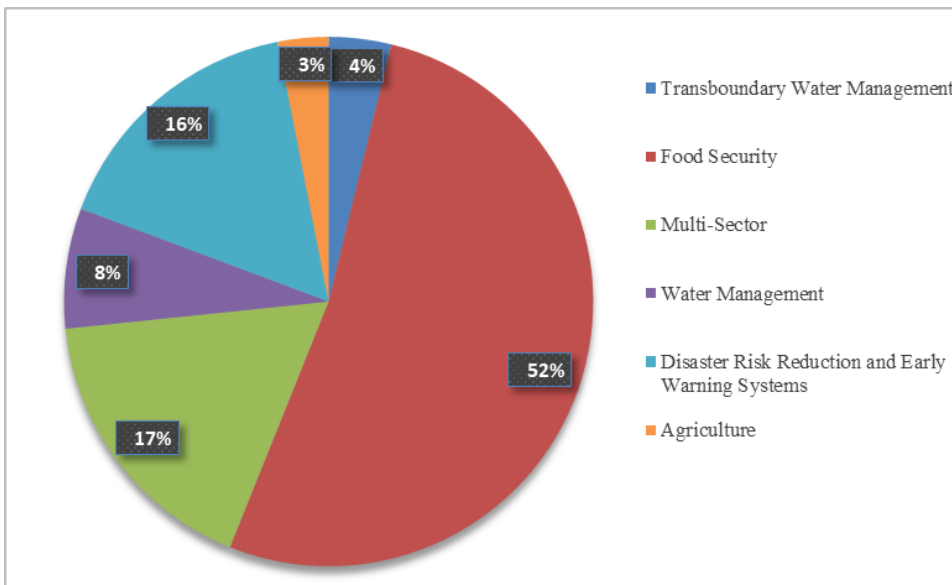
<i>Party/Parties</i>	<i>IE</i>	<i>PPRC document number</i>	<i>Grant size (USD)</i>	<i>Execution cost (USD)</i>	<i>NIE funding (USD)</i>	<i>RIE funding (USD)</i>	<i>MIE funding (USD)</i>	<i>AFB decision</i>	<i>Funding set aside (USD)</i>
Uganda	MOWE	AFB/PPRC.31/56	250 000		250 000			Not approved	0
Subtotal			1 000 000		1 000 000				500 000
18. Learning grants									
NIE									
Peru	Profonanpe	AFB/PPRC.31/57	150 000		150 000			Approved	150 000
Subtotal			150 000		150 000				150 000
Total			306 184 271	23 593 163	62 854 671	51 297 673	192 031 427		
(1+2+3+4+5+6+7+8+9+10+11+12+13+14+15+16+17+18)									

Figure VII.1
Fully developed project and programme proposals approved by the Adaptation Fund Board between 1 July 2022 and 30 June 2023, shares by sector



Note: The thematic areas for regional proposals are food security, disaster risk reduction and early warning systems, transboundary water management, and innovation in adaptation finance.

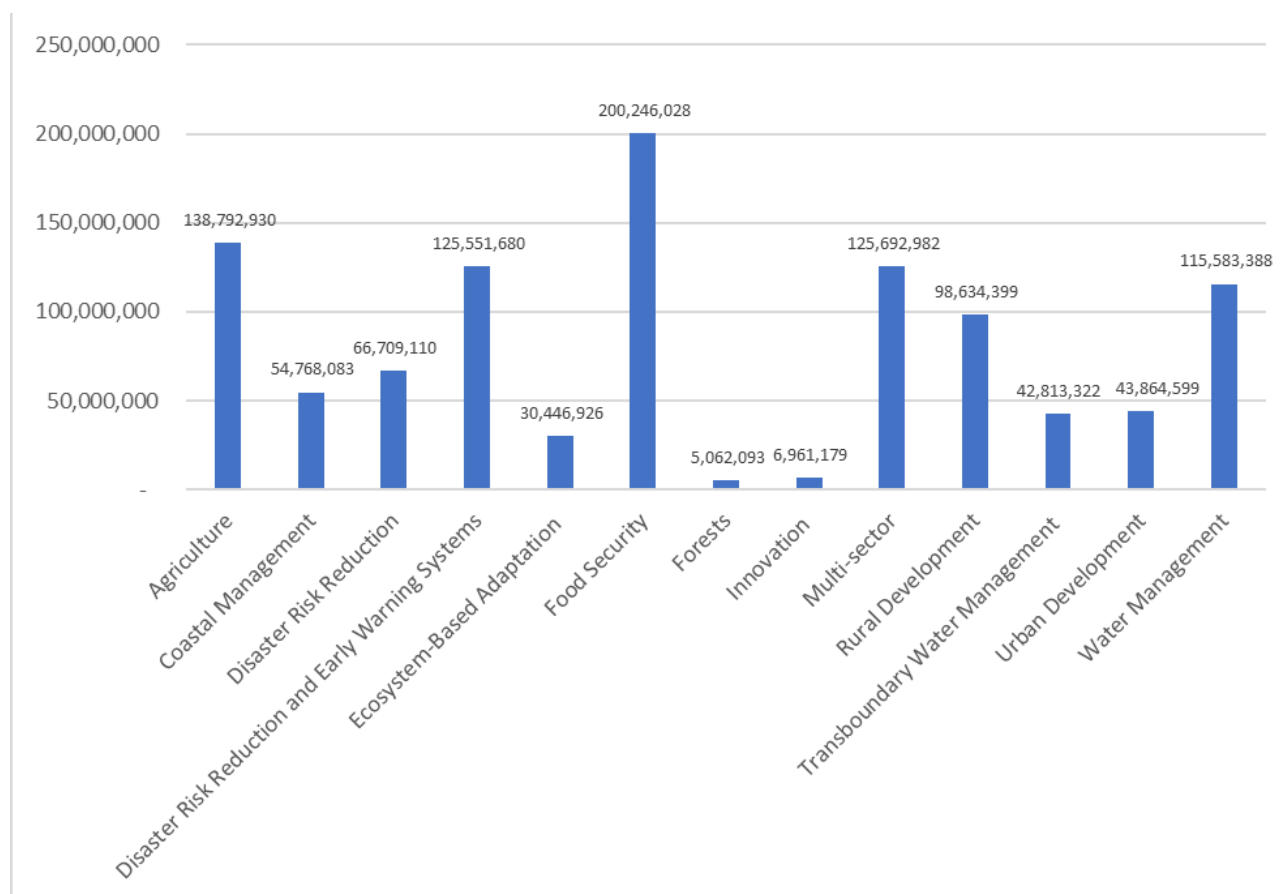
Figure VII.2
Project and programme pre-concepts and concepts endorsed by the Adaptation Fund Board between 1 July 2022 and 30 June 2023, shares by sector



Note: The thematic areas for regional proposals are food security, disaster risk reduction and early warning systems, transboundary water management and innovation in adaptation finance.

Figure VII.3

Status of the portfolio of projects and programmes approved by the Adaptation Fund Board as at 30 June 2023 by allocated amount, by sector



Note: The thematic areas for regional proposals are food security, disaster risk reduction and early warning systems, transboundary water management, and innovation in adaptation finance. In addition, projects under the innovation facility were tagged against innovation sector, to highlight the share of innovation investments. However, these can be in a variety of sectors (i.e. advancement of gender equality; enhancement of cultural heritage; inclusion of youth; social innovation, among others).

Table VII.5

Funding decisions made by the Adaptation Fund Board for projects under the Readiness Programme for Climate Finance during the reporting period

Party	IE providing support	PPRC document reference	Requested amount (USD)	NIE funding (USD)	Funding set aside (USD)	AFB decision
Readiness package grants						
Cameroon	CSE	AFB/PPRC.30-31.2	142 678	142 678	142 678	Approved
Zambia	CSE	AFB/PPRC.30-31.3	145 000	145 000	145 000	Approved
Total			287 678	287 678	287 678	

Annex VIII

Status of the portfolio of the Adaptation Fund

[English only]

Table VIII.1

Status of the portfolio of projects and programmes approved by the Adaptation Fund Board as at 30 June 2023

<i>Party</i>	<i>Project</i>	<i>IE</i>	<i>Approved amount (USD)</i>	<i>Amount transferred (USD)</i>	<i>Approval date</i>	<i>Project status</i>
Senegal	Adaptation to coastal erosion in vulnerable areas	CSE	8 619 000	8 619 000	17 Sep. 2010	Closed
Honduras	Addressing climate change risks on water resources in Honduras: increased systemic resilience and reduced vulnerability of the urban poor	UNDP	5 620 300	5 620 300	17 Sep. 2010	Closed
Turkmenistan	Addressing climate change risks to farming systems in Turkmenistan at national and community level	UNDP	2 929 500	2 929 500	15 Dec. 2010	Closed
Mauritius	Climate change adaptation programme in the coastal zone of Mauritius	UNDP	9 119 240	9 119 240	15 Dec. 2010	Closed
Eritrea	Climate change adaptation programme in water and agriculture in the Anseba region of Eritrea	UNDP	6 520 850	6 520 850	15 Dec. 2010	Closed
Solomon Islands	Enhancing resilience of communities in Solomon Islands to the adverse effects of climate change in agriculture and food security	UNDP	5 533 500	5 533 500	15 Dec. 2010	Closed
United Republic of Tanzania	Implementation of concrete adaptation measures to reduce vulnerability of livelihood and economy of coastal communities in the United Republic of Tanzania	UNEP	5 008 564	5 008 564	15 Dec. 2010	Closed
Pakistan	Reducing risks and vulnerabilities from glacier lake outburst floods in northern Pakistan	UNDP	3 906 000	3 906 000	15 Dec. 2010	Closed
Nicaragua	Reduction of risks and vulnerability based on flooding and droughts in the Estero Real River watershed	UNDP	5 500 950	5 500 950	15 Dec. 2010	Closed
Ecuador	Enhancing resilience of communities to the adverse effects of climate change on food security in Pichincha province and the Jubones River basin	WFP	7 449 468	7 449 468	18 Mar. 2011	Closed
Guatemala	Climate change resilient production landscapes and socioeconomic networks advanced in Guatemala	UNDP	5 425 000	5 425 000	22 Jun. 2011	Closed

<i>Party</i>	<i>Project</i>	<i>IE</i>	<i>Approved amount (USD)</i>	<i>Amount transferred (USD)</i>	<i>Approval date</i>	<i>Project status</i>
Mongolia	Ecosystem-based adaptation approach to maintaining water security in critical water catchments in Mongolia	UNDP	5 500 000	5 500 000	22 Jun. 2011	Closed
Maldives	Increasing climate resilience through an integrated water resource management programme in HA. Ihavandhoo, ADh. Mahibadhoo and GDh. Gadhdhoo Island	UNDP	8 989 225	8 989 225	22 Jun. 2011	Closed
Madagascar	Promoting climate resilience in the rice sector through pilot investments in Alaotra-Mangoro region	UNEP	5 104 925	5 104 925	22 Jun. 2011	Closed
Cook Islands	Strengthening the resilience of the islands and communities of Cook Islands to climate change	UNDP	5 381 600	5 381 600	15 Sep. 2011	Closed
Georgia	Developing climate-resilient flood and flash flood management practices to protect vulnerable communities of Georgia	UNDP	5 316 500	5 316 500	16 Sep. 2011	Closed
Papua New Guinea	Enhancing adaptive capacity of communities to climate change-related floods in the north coast and islands region of Papua New Guinea	UNDP	6 530 373	6 530 373	16 Sep. 2011	Closed
Samoa	Enhancing resilience of Samoa's coastal communities to climate change	UNDP	8 732 351	8 732 351	16 Sep. 2011	Closed
Uruguay	Building resilience to climate change and variability of vulnerable smallholders	National Agency for Research and Innovation	9 967 678	9 967 678	14 Dec. 2011	Closed
Myanmar	Addressing climate change risks for water resources and food security in the dry zone of Myanmar	UNDP	7 909 026	7 909 026	27 Dec. 2012	Closed
Colombia	Reducing risk and vulnerability to climate change in the region of La Depresión Momposina in Colombia	UNDP	8 518 307	8 518 307	15 Mar. 2012	Closed
Ghana	Increased resilience to climate change in northern Ghana through management of water resources and diversification of livelihoods	UNDP	8 293 972	8 293 972	16 Mar. 2012	Closed
Egypt	Building resilient food security systems to benefit the southern Egypt region	WFP	6 904 318	6 904 318	28/ Jun. 2012	Closed
Lebanon	Climate-smart agriculture: enhancing adaptive capacity of the rural communities in Lebanon	IFAD	7 860 825	6 863 315	28 Jun. 2012	Under implementation
Djibouti	Developing agropastoral shade gardens as an adaptation strategy for poor rural communities	UNDP	4 658 556	4 658 556	28 Jun. 2012	Closed

<i>Party</i>	<i>Project</i>	<i>IE</i>	<i>Approved amount (USD)</i>	<i>Amount transferred (USD)</i>	<i>Approval date</i>	<i>Project status</i>
Mauritania	Enhancing resilience of communities to the adverse effects of climate change on food security in Mauritania	WFP	7 803 605	7 803 605	28 Jun. 2012	Closed
Jamaica	Enhancing the resilience of the agricultural sector and coastal areas to protect livelihoods and improve food security	Planning Institute of Jamaica	9 965 000	8 748 735	28 Jun. 2012	Under implementation
Sri Lanka	Addressing climate change impacts on marginalized agricultural communities living in the Mahaweli River basin of Sri Lanka	WFP	7 989 727	7 989 727	29 Jun. 2012	Closed
Cambodia	Enhancing climate resilience of rural communities living in protected areas of Cambodia	UNEP	4 954 273	4 954 273	29 Jun. 2012	Closed
Argentina	Increasing climate resilience and enhancing sustainable land management in the south-west of the Buenos Aires province	IBRD	4 296 817	4 296 817	29 Jun. 2012	Closed
Cuba	Reduction of vulnerability to coastal flooding through ecosystem-based adaptation in the south of Artemisa and Mayabeque provinces	UNDP	6 067 320	6 067 320	14 Dec. 2012	Closed
Seychelles	Ecosystem-based adaptation to climate change in Seychelles	UNDP	6 455 750	6 455 750	20 Dec. 2012	Closed
Argentina	Enhancing adaptive capacity and increasing resilience of small-size agriculture producers in the north-east of Argentina	Unit for Rural Change Argentina	5 640 000	5 640 000	4 Apr. 2013	Closed
Belize	Belize Marine Conservation and Climate Adaptation Initiative	IBRD	6 000 000	6 000 000	5 Apr. 2013	Closed
Nepal	Adapting to climate-induced threats to food production and food security in the Karnali region of Nepal	WFP	9 527 160	9 527 160	4 Jul. 2013	Under implementation
Kenya	Integrated programme to build resilience to climate change and adaptive capacity of vulnerable communities in Kenya	National Environment Management Authority	9 998 302	9 998 302	1 Nov. 2013	Under implementation
Rwanda	Reducing vulnerability to climate change in north-west Rwanda through community-based adaptation	Ministry of Environment	9 969 619	9 969 619	1 Nov. 2013	Closed
Uzbekistan	Developing climate resilience of farming communities in the drought-prone parts of Uzbekistan	UNDP	5 415 103	5 415 103	10 Feb. 2014	Closed

<i>Party</i>	<i>Project</i>	<i>IE</i>	<i>Approved amount (USD)</i>	<i>Amount transferred (USD)</i>	<i>Approval date</i>	<i>Project status</i>
India	Climate-smart actions and strategies in the north-western Himalayan region for sustainable livelihoods of agriculture-dependent hill communities	NABARD	969 570	969 570	20 Mar. 2014	Under implementation
Morocco	Climate change adaptation project in oasis zones	Agency for Agricultural Development	9 970 000	9 970 000	7 Oct. 2014	Under implementation
South Africa	Building resilience in the greater uMngeni catchment in South Africa	South African National Biodiversity Institute	7 495 055	7 495 055	10 Oct. 2014	Under implementation
India	Conservation and management of coastal resources as a potential adaptation strategy for sea level rise	NABARD	689 264	689 264	10 Oct. 2014	Under implementation
India	Enhancing adaptive capacity and increasing resilience of small and marginal farmers in the Purulia and Bankura districts of West Bengal	NABARD	2 510 854	2 510 854	10 Oct. 2014	Under implementation
Costa Rica	Reducing vulnerability by focusing on critical sectors (agriculture, water resources and coastlines) in order to reduce the negative impacts of climate change and improve the resilience of these sectors	Fundecooperación	9 970 000	9 970 000	10 Oct. 2014	Under implementation
South Africa	Taking adaptation to the ground: a small grants facility for enabling local-level responses to climate change	South African National Biodiversity Institute	2 442 682	2 442 682	10 Oct. 2014	Under implementation
Mali	Programme support for climate change adaptation in the vulnerable regions of Mopti and Timboubou	UNDP	8 533 348	8 533 348	25 Mar. 2015	Closed
India	Climate proofing of watershed development projects in the states of Tamil Nadu and Rajasthan	NABARD	1 344 155	1 344 155	9 Apr. 2015	Under implementation
India	Building adaptive capacities of the small inland fishermen community for climate resilience and livelihood security in Madhya Pradesh	NABARD	1 790 500	895 240	10 Apr. 2015	Under implementation
Jordan	Increasing the resilience of poor and vulnerable communities to climate change	Ministry of Planning and International Cooperation	9 226 000	9 226 000	10 Apr. 2015	Under implementation

<i>Party</i>	<i>Project</i>	<i>IE</i>	<i>Approved amount (USD)</i>	<i>Amount transferred (USD)</i>	<i>Approval date</i>	<i>Project status</i>
Peru	Adaptation to the impacts of climate change on Peru's coastal marine ecosystems and fisheries	Profonanpe	6 950 239	6 950 239	9 Oct. 2015	Under implementation
Chile	Enhancing resilience to climate change of small agriculture in the Chilean region of O'Higgins	AGCID	9 960 000	9 960 000	9 Oct. 2015	Under implementation
Niger	Enhancing resilience of agriculture to climate change to support food security in Niger through modern irrigation techniques	BOAD	9 911 000	5 779 000	5 Jul. 2016	Under implementation
Uganda	Enhancing resilience of communities to climate change through catchment-based integrated management of water and related resources in Uganda	OSS	7 751 000	7 751 000	5 Jul. 2016	Under implementation
Paraguay	Ecosystem-based approaches to reducing the vulnerability of food security to the impacts of climate change in the Chaco region of Paraguay	UNEP	7 128 450	2 479 357	4 Oct. 2016	Under implementation
Panama	Adapting to climate change through integrated water management in Panama	Fundación Natura	9 967 559	9 967 559	5 Oct. 2016	Under implementation
Antigua and Barbuda	An integrated approach to physical adaptation and community resilience in Antigua and Barbuda's north-west McKinnon's watershed	Department of Environment	9 970 000	9 509 250	5 Oct. 2016	Under implementation
India	Building adaptive capacities of communities, livelihoods and ecological security in the Kanha-Pench Corridor of Madhya Pradesh	NABARD	2 556 093	2 556 093	7 Oct. 2016	Under implementation
Lao People's Democratic Republic	Enhancing the climate and disaster resilience of the most vulnerable rural and emerging urban human settlements in the Lao People's Democratic Republic	UN-Habitat	4 500 000	4 500 000	7 Oct. 2016	Under implementation
Ethiopia	Climate-smart integrated rural development project	Ministry of Finance and Economic Cooperation	9 987 910	9 987 910	17 Mar. 2017	Under implementation
Honduras	Ecosystem-based adaptation of communities in the central forest corridor in Tegucigalpa	UNDP	4 379 700	3 649 300	17 Mar. 2017	Under implementation
Federated States of Micronesia	Enhancing the climate resilience of vulnerable island communities in the Federated States of Micronesia	Secretariat of the Pacific Regional Environment Programme	9 000 000	5 903 581	17 Mar. 2017	Under implementation

<i>Party</i>	<i>Project</i>	<i>IE</i>	<i>Approved amount (USD)</i>	<i>Amount transferred (USD)</i>	<i>Approval date</i>	<i>Project status</i>
Peru	Strengthening the livelihoods of vulnerable highland communities in the provinces of Arequipa, Caylloma, Condesuyos, Castilla and La Union in the region of Arequipa in Peru	CAF	2 941 446	2 941 446	17 Mar. 2017	Under implementation
Regional	Agricultural Climate Resilience Enhancement Initiative	WMO	6 800 000	6 800 000	17 Mar. 2017	Under implementation
Regional	Adapting to climate change in the Lake Victoria basin	UNEP	5 000 000	5 000 000	5 Jul. 2017	Under implementation
Regional	Building adaptive capacity through food and nutrition security and peacebuilding actions in vulnerable African and indigenous communities in the Colombia-Ecuador border area	WFP	14 000 000	11 644 031	5 Jul. 2017	Under implementation
Senegal	Reducing vulnerability and increasing resilience of coastal communities in the Saloum Islands (Dionewar and Fadial)	CSE	1 351 000	1 351 000	5 Jul. 2017	Under implementation
Solomon Islands	Enhancing urban resilience to climate change impacts and natural disasters: Honiara	UN-Habitat	4 395 877	2 202 550	10 Oct. 2017	Under implementation
Fiji	Increasing the resilience of informal urban settlements in Fiji that are highly vulnerable to climate change and disaster risks	UN-Habitat	4 235 995	1 797 380	10 Oct. 2017	Under implementation
Guinea-Bissau	Scaling up climate-smart agriculture in east Guinea-Bissau	BOAD	9 979 000	3 034 000	10 Oct. 2017	Under implementation
Namibia	Pilot rural desalination plants using renewable power and membrane technology	Desert Research Foundation of Namibia	4 999 674	4 999 674	13 Oct. 2017	Under implementation
Cook Islands	Pa Enea Action for Resilient Livelihoods	Ministry of Finance and Economic Management	2 999 125	2 999 125	22 Mar. 2018	Under implementation
Iraq	Building resilience of the agriculture sector to climate change in Iraq	IFAD	9 999 660	1 300 800	22 Mar. 2018	Under implementation
Federated States of Micronesia	Practical solutions for reducing community vulnerability to climate change in the Federated States of Micronesia	Micronesia Conservation Trust	970 000	970 000	22 Mar. 2018	Under implementation

<i>Party</i>	<i>Project</i>	<i>IE</i>	<i>Approved amount (USD)</i>	<i>Amount transferred (USD)</i>	<i>Approval date</i>	<i>Project status</i>
Mongolia	Flood resilience in Ulaanbaatar ger areas – climate change adaptation through community-driven small-scale protective and basic services interventions	UN-Habitat	4 495 235	4 495 235	16 Jul. 2018	Under implementation
Regional	Promoting climate-smart agriculture in West Africa	BOAD	14 000 000	5 664 000	16 Jul. 2018	Under implementation
Regional	Reducing climate vulnerability and flood risk in coastal urban and semi-urban areas in cities in Latin America	CAF	13 910 400	12 364 523	16 Jul. 2018	Under implementation
Ecuador	Increasing adaptive capacity of local communities, ecosystems and hydroelectric systems in the Río Blanco upper watershed (Toachi-Pilatón watershed) with a focus on ecosystem- and community-based adaptation and integrated adaptive watershed management	CAF	2 489 373	646 368.08	16 Jul. 2018	Proposal approved
Armenia	Artik city closed stonepit waste and flood management pilot project	EPIU	1 435 100	1 435 100	12 Oct. 2018	Under implementation
Regional	Integrating flood and drought management and early warning for climate change adaptation in the Volta basin	WMO	7 920 000	7 920 000	12 Oct. 2018	Under implementation
Regional	Restoring marine ecosystem services by rehabilitating coral reefs to meet a changing climate future	UNDP	10 000 000	5 080 435	12 Oct. 2018	Under implementation
Armenia	Strengthening land-based adaptation capacity in communities adjacent to protected areas in Armenia	EPIU	2 506 000	2 506 000	15 Mar. 2019	Under implementation
Dominican Republic	Enhancing climate resilience in the San Cristóbal province of the Dominican Republic – integrated water resources management programme	Dominican Institute of Integral Development	9 953 692	9 953 692	15 Mar. 2019	Under implementation
Regional	Integrated climate-resilient transboundary flood risk management in the Drin River basin in the Western Balkans	UNDP	9 927 750	9 011 537	15 Mar. 2019	Under implementation
Bangladesh	Adaptation initiative for climate-vulnerable offshore small islands and riverine char land in Bangladesh	UNDP	9 995 369	2 588 075	15 Mar. 2019	Under implementation
Indonesia	Community adaptation for forest-food-based management in the Saddang watershed ecosystem	Kemitraan	835 465	835 465	8 Jul. 2019	Under implementation
Regional	Enhancing adaptive capacity of Andean communities through climate services	WMO	7 432 250	4 459 200	8 Jul. 2019	Under implementation

<i>Party</i>	<i>Project</i>	<i>IE</i>	<i>Approved amount (USD)</i>	<i>Amount transferred (USD)</i>	<i>Approval date</i>	<i>Project status</i>
Lesotho	Improving adaptive capacity of vulnerable and food-insecure populations in Lesotho	WFP	9 999 894	8 792 620	8 Jul. 2019	Under implementation
Lao People's Democratic Republic	Building climate and disaster resilience capacities of vulnerable small towns in the Lao People's Democratic Republic	UN-Habitat	5 500 000	5 153 876	8 Jul. 2019	Under implementation
Sierra Leone	Promoting climate resilience in the cocoa and rice sectors as an adaptation strategy in Sierra Leone	IFAD	9 916 925	2 940 567	8 Jul. 2019	Under implementation
Tajikistan	An integrated landscape approach to enhancing the climate resilience of small-scale farmers and pastoralists in Tajikistan	UNDP	9 996 441	8 136 171	8 Jul. 2019	Under implementation
Saint Lucia	Building resilience for adaptation to climate change and climate vulnerabilities in agriculture in Saint Lucia	Caribbean Development Bank	9 858 570	4 271 552	8 Jul. 2019	Under implementation
Regional	Climate change adaptation in vulnerable coastal cities and ecosystems of the Uruguay River	CAF	13 999 996	7 699 998	15 Jul. 2019	Under implementation
Regional	Integration of climate change adaptation measures in the concerted management of the W-Arly-Pendjari transboundary complex	OSS	11 536 200	5 048 450	15 Jul. 2019	Under implementation
Regional	Building urban climate resilience in south-eastern Africa	UN-Habitat	13 997 423	10 702 973	15 Jul. 2019	Under implementation
Regional	Strengthening drought resilience of smallholder farmers and pastoralists in the Intergovernmental Authority on Development region	OSS	13 079 540	5 800 000	11 Oct. 2019	Under implementation
Malawi	Adapting to climate change through integrated risk management strategies and enhanced market opportunities for resilient food security and livelihoods	WFP	9 989 335	7 183 963	11 Oct. 2019	Under implementation
Democratic Republic of the Congo	Building adaptive capacity to climate change in vulnerable communities living in the Congo River basin	WFP	9 999 909	1 996 677	11 Oct. 2019	Under implementation
Georgia	Dairy modernization and market access: adaptation component	IFAD	4 644 794	2 466 655	11 Oct. 2019	Under implementation
El Salvador	Enhancing climate resilience of rural communities and ecosystems in Ahuachapán-Sur, El Salvador	UNDP	8 484 503	3 556 591	11 Oct. 2019	Under implementation

<i>Party</i>	<i>Project</i>	<i>IE</i>	<i>Approved amount (USD)</i>	<i>Amount transferred (USD)</i>	<i>Approval date</i>	<i>Project status</i>
Republic of Moldova	Talent retention for rural transformation – Adapt	IFAD	6 008 095	881 221	11 Oct. 2019	Under implementation
Global	Special financing window in support of innovation for adaptation	UNEP	5 000 000	4 467 500	11 Oct. 2019	Under implementation
Global	AF–UNDP Innovation Small Grant Aggregator Platform	UNDP	5 000 000	2 864 057	11 Oct. 2019	Under implementation
United Republic of Tanzania	Enhancing climate change adaptation for agropastoral communities in Kongwa district	NEMC	1 200 000	848 030	1 Jun. 2020	Under implementation
United Republic of Tanzania	Enhancing climate change resilience of coastal communities of Zanzibar	NEMC	1 000 000	243 023	1 Jun. 2020	Under implementation
Pakistan	Enhancing community, local and national level urban climate change resilience to water scarcity, caused by floods and droughts in Rawalpindi and Nowshera in Pakistan	UN-Habitat	6 094 000	2 868 775	1 Jun. 2020	Under implementation
Tunisia	Economic, social and solidarity insertion for resilience in the Governorate of Kairouan	IFAD	9 997 190	2 278 477	1 Jun. 2020	Under implementation
Viet Nam	Enhancing the resilience inclusive and sustainable eco-human settlement development through small-scale infrastructure interventions in the coastal regions of the Mekong Delta in Viet Nam	UN-Habitat	6 345 292	2 294 429	1 Jun. 2020	Under implementation
Indonesia	Safekeeping–surviving–sustaining towards resilience: 3S approach to building coastal city resilience to climate change impacts and natural disasters in Pekalongan City, Central Java Province	Kemitraan	5 972 670	2 518 797	23 Sep. 2020	Under implementation
Cameroon	Increasing local communities’ resilience to climate change through youth entrepreneurship and integrated natural resources management	IFAD	9 982 000	1 260 000	23 Sep. 2020	Proposal approved
United Republic of Tanzania	Strategic water harvesting technologies for enhancing resilience to climate change in rural communities in semi-arid areas of Tanzania	NEMC	1 280 000	815 728	23 Sep. 2020	Under implementation
Indonesia	Adapting to climate change through sustainable integrated watershed governance in indigenous people of Ammatoa Kajang Customary Area in Bulukumba Regency, South Sulawesi Province, Indonesia	Kemitraan	1 125 015	1 125 015	23 Sep. 2020	Under implementation

<i>Party</i>	<i>Project</i>	<i>IE</i>	<i>Approved amount (USD)</i>	<i>Amount transferred (USD)</i>	<i>Approval date</i>	<i>Project status</i>
Egypt	Building resilient food security systems to benefit the southern Egypt region – phase 2	WFP	3 094 962	1 813 304	23 Sep. 2020	Under implementation
Liberia	Building climate resilience in Liberia’s cocoa and rice sectors	IFAD	9 592 082	1 792 592	23 Sep. 2020	Under implementation
Regional	Reducing vulnerabilities of populations in the Central Asia region from glacier lake outburst floods in a changing climate	UNESCO	6 500 000	2 957 902	15 Oct. 2020	Under implementation
Cambodia	Climate change adaptation through protective small-scale infrastructure interventions in coastal settlements of Cambodia	UN-Habitat	5 000 000	2 913 095	26 Jan. 2021	Under implementation
Regional	Increasing the resilience of both displaced persons and host communities to climate change-related water challenges in Jordan and Lebanon	UN-Habitat	13 973 509	9 334 317	11 Mar. 2021	Under implementation
Regional	Mekong ecosystem-based adaptation South: Enhancing climate resilience in the Greater Mekong subregion through ecosystem-based adaptation in the context of South–South cooperation	UNEP	7 000 000	834 690	11 Mar. 2021	Proposal approved
Gambia	Rural integrated climate adaptation and resilience-building project	WFP	10 000 000	959 736	11 Mar. 2021	Under implementation
Zimbabwe	Strengthening local communities’ adaptive capacity and resilience to climate change through sustainable groundwater utilization in Zimbabwe	UNESCO	5 000 000	409 792		Proposal approved
United Republic of Tanzania	Bunda climate resilience and adaptation project	NEMC	1 400 000	786 269	8 Apr. 2021	Under implementation
Syrian Arab Republic	Increasing the climate change resilience of communities in eastern Ghouta in rural Damascus to water scarcity challenges through integrated natural resource management and immediate adaptation interventions	UN-Habitat	9 997 156	9 997 156	8 Apr. 2021	Under implementation
Regional	Resilience-building as climate change adaptation in drought-struck south-western African communities	OSS	11 941 038	4 868 000	26 Jul. 2021	Under implementation
Djibouti	Integrated water and soil resources management	IFAD	5 339 285	1 052 450	26 Jul. 2021	Under implementation
Indonesia	Enhancing the adaptation capability of coastal community in facing the impacts of climate change in	Kemitraan	963 456	320 794	21 Oct. 2021	Proposal approved

<i>Party</i>	<i>Project</i>	<i>IE</i>	<i>Approved amount (USD)</i>	<i>Amount transferred (USD)</i>	<i>Approval date</i>	<i>Project status</i>
	Negeri (village) Asilulu, Ureng and Lima of Leihitu District Maluku Tengah Regency Maluku Province					
Indonesia	Embracing the sun: redefining public space as a solution for the effects of global climate change in Indonesia's urban areas	Kemitraan	824 835	549 890	21 Oct. 2021	Proposal approved
Regional	Scaling up climate-resilient rice production in West Africa	OSS	14 000 000	3 569 250	21 Oct. 2021	Under implementation
Côte d'Ivoire	Increasing rural communities' adaptive capacity and resilience to climate change in Bandama basin	IFAD	6 000 000	2 060 470	23 Feb. 2022	Proposal approved
Malaysia	Nature-based climate adaptation programme for the urban areas of Penang Island	UN-Habitat	10 000 000	1 500 000	23 Feb. 2022	Under implementation
Haiti	Implementing measures for climate change adaptation and disaster risk reduction mitigation of school facilities	UNESCO	9 916 344	1 514 200	23 Feb. 2022	Under implementation
Kyrgyzstan	Regional resilient pastoral communities Project – Adapt	IFAD	9 999 313	803 662	8 Apr. 2022	Proposal approved
Regional	Strengthening resilience to climate and COVID-19 shocks through integrated water management in the Sudan–Chad border area	FAO	14 000 000	0	8 Apr. 2022	Proposal approved
Trinidad and Tobago	Multisectoral climate change adaptation measures in the South Oropouche river basin for flood relief	CAF	10 000 000	1 951 402	8 Apr. 2022	Proposal approved
Regional	Groundwater Resources in the Greater Mekong Subregion: Collaborative Management to Increase Climate Change Resilience	UNESCO	4 898 775	535 000	28 July 2022	Proposal approved
Costa Rica	Increasing the Resilience of Vulnerable Populations in Costa Rica by Scaling Up Adapta2+	Fundecooperación	10 000 000	700 000	28 July 2022	Proposal approved
Regional	Use of Nature-based Solutions to Increase Resilience to Extreme Climate Events in the Atlantic Region of Central America	CABEI	13 248 121	1 213 000	28 July 2022	Proposal approved
Regional	Strengthening the Adaptive Capacities of Climate-Vulnerable Communities in the Goascorán Watershed of El Salvador and Honduras through Integrated Community-Based Adaptation Practices and Services	WFP	12 048 300	2 046 280	14 Oct. 2022	Proposal approved
Bhutan	Adaptation to Climate-Induced Water Stresses through Integrated Landscape Management in Bhutan	BTFEC	9 998 955	3 605 597	14 Oct. 2022	Proposal approved

<i>Party</i>	<i>Project</i>	<i>IE</i>	<i>Approved amount (USD)</i>	<i>Amount transferred (USD)</i>	<i>Approval date</i>	<i>Project status</i>
Uganda	Enhancing Community Adaptation to Climate Change through Climate Resilient Flood Early Warning, Catchment Management and Wash Technologies in Mpologoma Catchment, Uganda	MOWE	9 504 600	0	14 Oct. 2022	Proposal approved
Rwanda	Rwanda Subnational Adaptation Fund Enhanced Direct Access	Ministry of Environment, Rwanda	4 998 812	0	14 Oct. 2022	Proposal approved
Regional	Strengthening Resilience of Vulnerable Communities in Sri Lanka and India to Increased Impacts of Climate Change	WFP	13 995 524	2 138 450	13 March 2023	Proposal approved
Sri Lanka	Build Resilience to Climate Change and Climate Variability of Vulnerable Communities in Mullaitivu District of Sri Lanka	UN-Habitat	2 000 000	1 032 591	13 March 2023	Proposal approved
Regional	West and Central Africa Small Island Developing States Adapt – Building Resilience of Agricultural Systems to Climate Change	IFAD	14 000 000	0	24 March 2023	Proposal approved
Côte d'Ivoire	Strengthen the Resilience of Smallholder Farmers to the Effects of Climate Change through the Adoption of Proven Innovative Technologies and Practices	FIRCA	4 000 000	1 412 166	24 March 2023	Proposal approved
Papua New Guinea	Adaptation of Small-Scale Agriculture for Improved Food Security of Resilient Communities in Papua New Guinea (ASSA)	The Pacific Community	10 000 000	1 095 452	24 March 2023	Proposal approved
Mongolia	Ger Community Resilience Project (GCRP)	UN-Habitat	7 965 882	1 674 376	24 March 2023	Proposal approved
Vietnam	Innovative Financial Incentives for Adaptation in Wetland Livelihoods (IFIA)	IFAD	5 000 000	0	24 March 2023	Proposal approved
Nauru	Resilient Coastal Fisheries and Aquaculture in Nauru	The Pacific Community	7 999 493	837 939	24 March 2023	Proposal approved
Total			1 053 166 728.19	664 702 989.27		
Armenia	Engaging Future Leaders: Digital Education Module on Adaptation Challenges and Best Practices for Youth	EPIU	231 250	231 250	11 Oct. 2019	Under implementation
Chile	Water Security: Improving Water Access during Emergency Situations in San Antonio Province, Region Valparaíso	AGCID	230 000	230 000	11 Oct. 2019	Under implementation

<i>Party</i>	<i>Project</i>	<i>IE</i>	<i>Approved amount (USD)</i>	<i>Amount transferred (USD)</i>	<i>Approval date</i>	<i>Project status</i>
Dominican Republic	Strengthening of a Replicable Micro Ecosystem of Accelerated Technological Innovation for Adaptation and Mitigation to Climate Change in Dominican Republic through the Development of a Pilot Thermo Solar Desalination Appropriate Technology	Dominican Institute of Integral Development of Dominican Republic	249 929	249 929	23 Sept. 2020	Proposal approved
Antigua and Barbuda	Innovative technologies for improved water availability to increase food security in Antigua and Barbuda	Department of Environment, Antigua and Barbuda	250 000	250 000	23 Dec. 2020	Proposal approved
Bhutan	Building Adaptive Capacity through Innovative Management of Pests/Disease and Invasive Alien Species (IAS) in Bhutan to Enhance Sustainable Agro-Biodiversity and Livelihoods	BTFEC	250 000	250 000	21 Oct. 2021	Proposal approved
Uganda	Enhancing Resilience to Climate-Induced Flooding and Drought through the Deployment of a Water-Filled Barrier	MOWE	250 000	250 000	8 April 2022	Proposal approved
Indonesia	Developing “Climate Smart Community” System to Increase Climate Resilience for Saddang Watershed Communities	Kemitraan	250 000	250 000	24 March 2023	Proposal approved
Indonesia	Towards Climate and Economic Resilience: Development Sustainable Adaptation-based of Coffee Village and Tourism Village through Co-production Social Forestry	Kemitraan	250 000	250 000	24 March 2023	Proposal approved
Total			1 961 179	1 961 179		

Note: This table does not include projects that have not yet received project approval, including (1) projects that have been submitted for approval, but not (yet) approved, (2) AFB-endorsed concepts and pre-concepts and (3) other submissions that are at the concept or pre-concept stage (i.e. have not yet been endorsed).

Table VIII.2

Breakdown of the status of the portfolio of projects and programmes approved by the Adaptation Fund Board as at 30 June 2023

<i>Status</i>	<i>Number of projects/programmes</i>	<i>Total value (USD)</i>
Not started	32	195 917 439.00
Under implementation	89	627 145 774.00
Completed	35	230 564 765.19

Table VIII.3

Overview of active pipeline of project and programme proposals submitted to the Adaptation Fund Board but not approved as at 30 June 2023

<i>Type of proposal submitted</i>	<i>Total number submitted</i>	<i>Total value (USD)</i>
Proposals not approved		84 234 500
Concept submitted, endorsed		143 941 512
Concept submitted, not endorsed		82 538 267
Pre-concept submitted, endorsed		40 090 000
Pre-concept submitted, not endorsed		27 712 743
Total		378 547 022

Table VIII.4
List of project/programme proposals and concepts in the active pipeline as at 30 June 2023

<i>Country</i>	<i>Title</i>	<i>IE</i>	<i>Submission date</i>	<i>Amount requested</i>	<i>Grant category</i>
Proposal not approved (total amount: USD 84 234 500)					
Viet Nam	Innovative Financial Incentives for Adaptation in Wetland Livelihoods (IFIA)	IFAD	08/08/2022	5,000,000	Innovation Large Project
Central African Republic	Increasing the Adaptation Capacity and Resilience of Rural Communities to Climate Change in the Central African Republic	IFAD	01/09/2023	10,000,000	Regular Size Project
Regional	Increasing the Resilience of the Education System to Climate Change Impacts in the Eastern Caribbean (Antigua and Barbuda and Saint Lucia)	UN-Habitat	08/08/2022	13,996,500	Regular Size Project
Bangladesh	Access to Safe Drinking Water for the Climate Vulnerable People in Coastal Areas of Bangladesh	PKSF	01/05/2023	5,000,000	Innovation Large Project
Zambia	Climate Change Adaptation of Livelihoods through Rural Finance (CALRF)	IFAD	01/09/2023	10,000,000	Regular Size Project
Zimbabwe	Enhancing Resilience of Communities and Ecosystems in the Face of a Changing Climate in Arid and Semi-arid Areas of Zimbabwe	Environmental Management Agency of Zimbabwe	01/09/2023	4,989,000	Regular Size Project
Panama	Strengthening Climate Resilience in Livelihoods and Coastal Ecosystems of the Central Pacific of Panama	Fundación Natura	01/09/2023	10,000,000	Regular Size Project
Belize	Building Community Resilience via Transformative Adaptation	PACT	01/20/2023	5,000,000	Enhanced Direct Access
Uganda	Enhancing Resilience of Communities and Fragile Ecosystems to Climate Change in Katonga Catchment	MOWE	01/09/2023	2,249,000	Regular Size Project
Regional	Urbanisation and Climate Change Adaptation in the Caspian Sea Region (Azerbaijan, Iran)	UN-Habitat	01/09/2023	14,000,000	Regular Size Project
Belize	Enhancing the Resilience of Belize's Coastal Communities to Climate Change Impacts	PACT	01/09/2023	4,000,000	Regular Size Project

<i>Country</i>	<i>Title</i>	<i>IE</i>	<i>Submission date</i>	<i>Amount requested</i>	<i>Grant category</i>
Endorsed concept (total amount: USD 143 971 512)					
Indonesia	Increasing the resilience of smallholders from climate impacts through Smart Agriculture based on Livelihood Diversification in Indonesia	Kemitraan	01/09/2023	977,939	Small Size Project
Belize	Securing Water Resources through Solar Energy and Innovative Adaptive Management (SEAM)	PACT	01/20/2023	4,970,000	Innovation Large Project
Cambodia	Increasing Climate Resilience Through Small-Scale Infrastructure Investments and Enhancing Adaptive Capacity of Vulnerable Communities in Kampot and Koh Kong Provinces in Cambodia	UN-Habitat	01/09/2023	10,000,000	Regular Size Project
Grenada	Increasing Climate Resilience and Adaptive Capacity Among Farming and Fishing Communities in Grenada	UN-Habitat	01/09/2023	10,000,000	Regular Size Project
Fiji	Enhancing Climate Adaptation through Scaling up Fiji's Coastal Inundation Forecasting Early Warning System	WMO	01/09/2023	5,560,000	Regular Size Project
Mauritania	Enhancing the Resilience of Communities of Agropastoral and Oases ecosystems of Ziyara and Dhaya to the Adverse Effects of Climate Change in the Adrar Region in Mauritania	OSS	01/09/2023	10,000,000	Regular Size Project
Chad	Chad Oasis Project: Reversing the Degradation Trend in the Oases of Borkou, Ennedi West and Wadi Fira through Strengthening Adaptation Measures and Improving Resilience to Climate Change of Vulnerable Communities	OSS	01/09/2023	10,000,000	Regular Size Project
Bhutan	Innovative Adaptation Financing to Build the Resilience and Adaptive Capacity of Smallholder Farmers in Bhutan (InAF-Bhutan)	WFP	08/08/2022	4,978,034	Innovation Large Project
Tuvalu	Strengthening Adaptation Against Climate Variability through Increasing Clean Water Supply and Sanitation at Motufoua Secondary School	Ministry of Finance, Tuvalu	08/08/2022	2,000,000	Regular Size Project
Fiji	Strengthening the Adaptive Capacity of Coastal Communities of Fiji to Climate Change through Nature-Based Seawalls	SPC	08/08/2022	5,764,000	Regular Size Project

<i>Country</i>	<i>Title</i>	<i>IE</i>	<i>Submission date</i>	<i>Amount requested</i>	<i>Grant category</i>
Guinea	Climate Change Adaptation of Vulnerable Communities in the Sahel Border Zone of the Republic of Guinea	WFP	08/08/2022	10,000,000	Regular Size Project
Georgia	Dairy Modernization and Market Access: Adaptive and Climate-Resilient Pasture Management (DiMMAdapt+)	IFAD	08/08/2022	9,846,766	Regular Size Project
Indonesia	Strengthening Community Adaptation toward Climate Change through ProKlim in Ecoregion Neck of Sulawesi Island	Kemitraan	01/09/2023	999,226	Small Size Project
Indonesia	Village Based Coastal Adaptation and Resilience in Lombok Province of West Nusa Tenggara	Kemitraan	01/09/2023	998,739	Small Size Project
Indonesia	Building Climate Resilient District in Indonesia: Case of Sigi District	Kemitraan	08/08/2022	998,868	Regular Size Project
Indonesia	Sustainable Landscape Governance; Towards Climate Resilience of Community in Tempe Lake Ecosystem	Kemitraan	01/09/2023	993,081	Small Size Project
Indonesia	Ecosystem-Based Adaptation to Support Climate Resilience in Coastal and Small Islands of Rote Ndao and Sabu Raijua Districts in the Savu Sea	Kemitraan	08/08/2022	999,714	Small Size Project
Regional	Towards a Climate Risks Shield in the Mono River Basin (Benin, Togo): Strengthening Adaptation and Resilience to Climate Change through Integrated Water Resources and Flood Management (Project: BOUCLIER-CLIMAT/Mono)	OSS	05/02/2022	14,000,000	Regular Size Project
Niger	Climate-Resilient Agriculture Chains in Niger (CRAC-Niger)	BAGRI	08/08/2022	10,000,000	Regular Size Project
Regional	Enhancing Hydromet Services through Regional Monitoring Innovation Hubs in Africa (Gambia, Tanzania)	WMO	11/08/2022	5,000,000	Innovation Large Project
Peru	Fund for Innovative Adaptation in Peru (Anchash, Cajamarca La Libertad and San Martin)	Profonanpe	08/08/2022	5,000,000	Enhanced Direct Access
Peru	Building a Program for Adaptation and Resilience to Climate Change of Andean Local Communities and Ecosystems in Peru	Profonanpe	01/09/2023	5,465,145	Regular Size Project

<i>Country</i>	<i>Title</i>	<i>IE</i>	<i>Submission date</i>	<i>Amount requested</i>	<i>Grant category</i>
Regional	Unlocking Investments in Gender and Youth-Inclusive Early-Growth Stage Adaptation Small and Medium-Sized Enterprises in Kenya and Uganda	UNIDO	08/08/2022	4,800,000	Innovation Large Project
Regional	Integrated water resources management and early warning system for climate change resilience in the Lake Chad Basin (Cameroon, Central African Republic, Chad, Niger, Nigeria)	WMO	05/02/2022	10,620,000	Regular Size Project
Non-endorsed concept (total amount: USD 82 538 267)					
Burundi	Enhancing Resilience to Flood and Drought through a Unique Combination of Innovative Climate Adaptation Tools, Technologies, and Practices in Burundi	UNEP	01/20/2023	5,001,480	Innovation Large Project
India	Fund for Ecosystem-based Adaptation through Agro-ecological Initiatives in India	NABARD	12/26/2022	5,000,000	Enhanced Direct Access
India	Climate Smart Agricultural Water Management in Man and Khatav Taluka of Satara, Maharashtra, India	NABARD	12/26/2022	2,555,197	Innovation Large Project
Regional	Building Resilience to Climate Change for Semi Nomadic Agro Pastoral Communities in the Transboundary Kunene River Basin	IFAD	01/09/2023	14,000,000	Regular Size Project
Egypt	Egypt Oasis Project: Climate Change Adaptation to Improve livelihoods in Siwa Oasis (CCAILSO)	OSS	01/09/2023	8,000,000	Regular Size Project
Mexico	Ha Ta Tukari, "Water our Life": Towards Universal Drinking Water Coverage for 23 Communities of the Wixarika Nation	Mexican Institute of Water Technology	08/08/2022	2,582,000	Regular Size Project
Mexico	Restoration of Lake Texcoco through Resilient Actions	Mexican Institute of Water Technology	08/08/2022	6,434,050	Regular Size Project
Mexico	Adaptation to climate change through integrated water management and sustainable practices in vulnerable indigenous communities in Oaxaca and San Luis Potosí, in Mexico	Mexican Institute of Water Technology	08/08/2022	1,059,941	Regular Size Project
Maldives	Opportunities for Conservation and Ecosystem-based Adaptation through Nature-based Solutions	United Nations Educational, Scientific and Cultural Organization	08/08/2022	10,000,314	Regular Size Project

<i>Country</i>	<i>Title</i>	<i>IE</i>	<i>Submission date</i>	<i>Amount requested</i>	<i>Grant category</i>
Chile	Rainfed Farming Communities in Central Chile Develop Resilient Processes to Climate Change with the Implementation of Innovative Technological Strategies Adapted to Improve Food Safety	Agencia de Cooperación Internacional de Chile	08/08/2022	5,000,000	Innovation Large Project
Indonesia	Village Based Coastal Adaptation and Resilience in Lombok Province of West Nusa Tenggara	Kemitraan	01/09/2023	977,939	Small Size Project
Indonesia	Change Climate and Adaptation in the Buffer Area of the New National Capital	Kemitraan	01/09/2023	999,984	Small Size Project
Indonesia	Collaboration for the Conservation of Cimandiri Watershed Landscapes through the Potential of Silvopasture and Community Agroforestry	Kemitraan	01/09/2023	960,225	Small Size Project
Indonesia	Strengthening the Adaptive Capacity of Coastal Village Communities in Supporting Food Security as a Response to Climate Change through Stakeholder Elaboration Actions in West Sulawesi Province	Kemitraan	01/09/2023	970,504	Small Size Project
Indonesia	Adaptation to Climate Change through Integrated Forest Management and Sericulture Business to Achieve Ecosystem Resilience to Food Security for the Lake Tempe Catchment Area Community	Kemitraan	01/09/2023	996,633	Small Size Project
Côte d'Ivoire	Strengthen the Resilience of Smallholder Farmers to the Effects of Climate Change through the Adoption of Proven Innovative Technologies and Practices	FIRCA	01/10/2022	4,000,000	Regular Size Project
Regional	Strengthening the Resilience of Climate-Vulnerable Communities in the Senegal River Basin Using a Multi-Hazard Early Warning System and Building Adaptive Capacity (Guinea, Mali, Mauritania, Senegal)	OSS	08/08/2022	14,000,000	Regular Size Project
Pre-concept endorsed (total amount: USD 40 090 000)					
Regional	Building Resilience of Urban Communities in Central America by Leveraging Nature-based Solutions (NbS) for Adaptation	UNEP	01/09/2023	14,000,000	Regular Size Project
Regional	Hydrological Status and Outlook System for Integrated Water Resources Management and	WMO	01/09/2023	12,090,000	Regular Size Project

<i>Country</i>	<i>Title</i>	<i>IE</i>	<i>Submission date</i>	<i>Amount requested</i>	<i>Grant category</i>
	Climate Resilience in Bangladesh and Nepal (HydroSOS-BaNe)				
Regional	Towards a Climate Risks Shield in the Mono River Basin: Strengthening Adaptation and Resilience to Climate Change through Integrated Water Resources and Flood Management (Project: BOUCLIER-CLIMAT/Mono) (Benin, Togo)	OSS	08/09/2021	14,000,000	Regular Size Project
Pre-concept not endorsed (total amount: USD 27 712 743)					
Regional	Integrating Flood and Drought Management and Early Warning for Climate Change Resilience in the Pacific Islands (Fiji, Samoa, Solomon Islands, Vanuatu)	WMO	08/08/2022	14,049,881	Regular size project
Regional	Enhancing Climate Resilience of Mekong River Communities through Strengthening Climate Services (ECR-MEKONG) (Cambodia, Lao People's Democratic Republic, Myanmar, Thailand, Viet Nam)	WMO	08/09/2021	13,662,862	Regular size project

Annex IX

Response of the Adaptation Fund Board to the guidance of the Conference of the Parties serving as the meeting of the Parties to the Kyoto Protocol at its seventeenth session and the Conference of the Parties serving as the meeting of the Parties to the Paris Agreement at its fourth session

[English only]

CMP/CMA decision

AFB response

Decision 4/CMP.17: Report of the Adaptation Fund Board for 2022

Paragraphs 10

Notes with appreciation the work of the Adaptation Fund Board on adopting the amended operational policies and guidelines for developing country Parties to access resources from the Adaptation Fund and adopts the amended strategic priorities, policies and guidelines of the Adaptation Fund;

See paragraph 70 of this document. The Board takes note and deems its mandate from CMP 16 related to the update of the strategic priorities, policies and guidelines as fulfilled.

Paragraph 11

Requests the AFB to consider, in line with its existing mandate and decision 1/CMP.3, providing support for country-driven adaptation projects and programmes in developing countries with a view to contributing to enhancing implementation of their national adaptation plans and other voluntary adaptation planning processes;

See paragraph 70 of this document. The amended operational policies and guidelines and strategic priorities, policies and guidelines (annex I to the operational policies and guidelines) that were adopted at CMP 17 include provisions related to the AF support for implementation of NAP and other adaptation planning processes:

- “[...] projects and programmes funded under the AF should also take into account [...] national adaptation plans (NAPs), nationally determined contributions (NDCs), adaptation communications, and other voluntary adaptation reports, where they exist” (strategic priorities, policies and guidelines, para. 8);
- “In assessing project and programme proposals, the Adaptation Fund Board shall give particular attention to: (a) Consistency with national sustainable development strategies and adaptation planning processes, including, where appropriate, national adaptation plans (NAPs), nationally determined contributions (NDCs), adaptation communications, national development plans, poverty reduction strategies, national communications and national adaptation programmes of action (NAPAs) and other voluntary adaptation reports and relevant instruments, where they exist” (strategic priorities, policies and guidelines, para. 17(a));

See also paragraphs 21–26 of this document. In line with the strategic priorities, policies and guidelines, all project and programme proposals approved by the AFB in the reporting period support country-driven adaptation projects and programmes in developing countries and have been screened for consistency with NAPs and other voluntary adaptation planning processes to support their implementation.

See also paragraph 87 of this document. In line with its mandate, the AFB is a partner organization in the UN4NAPs initiative, coordinated by the UNFCCC secretariat for responding to requests for technical assistance from any country that is in the process of formulating or implementing its NAP. The AFB, through its secretariat,

<i>CMP/CMA decision</i>	<i>AFB response</i>
	has responded to several requests by countries and presented at UN4NAPs meetings on AF support for NAP implementation.
<p><u>Paragraph 12</u></p> <p><i>Takes note</i> of the Board’s work on complementarity and coherence with other multilateral climate funds with respect to accreditation and other areas of operations and <i>encourages</i> the AFB to continue this work to streamline access modalities for project approval and the interoperability of reporting requirements, as appropriate;</p>	<p>See paragraphs 78–88 of this document. The AFB has continued its work on complementarity and coherence with other climate funds, including on fast-track accreditation and reaccreditation with the GCF. The AFB has also continued implementation of the AF–GCF scaling-up framework to facilitate the scaling up of AF-funded projects by the GCF.</p> <p>See also paragraph 20 of this document. At its 40th meeting (March 2023), the AFB adopted a new and streamlined proposal submission process that allows the submission of proposals on a rolling basis and provides an initial technical review within three weeks of submission.</p> <p>See also paragraph 30–33 of this document. The AFB, supported by its secretariat, will continue related work under its new MTS (2023–2027), which includes a cross-cutting strategic theme on complementarity, coherence and synergies with other adaptation funders and actors, including multilateral climate funds.</p>
<p><u>Paragraph 13</u></p> <p><i>Requests</i> the AFB to adopt a policy on safeguarding against sexual exploitation and abuse and sexual harassment;</p>	<p>See paragraph 72 of this document.</p> <p>The AFB at its 40th meeting decided to request the secretariat to prepare a document with options for a policy on safeguarding against sexual exploitation and abuse and sexual harassment and present it to the Board for consideration at its 41st meeting (AFB decision B.40/80). The AFB will provide an update on this matter in its addendum to this document, which will be issued after its 41st meeting (October 2023).</p>
<p>Decision 5/CMP.17: Fourth review of the Adaptation Fund</p>	
<p><u>Paragraph 5</u></p> <p><i>Encourages</i> the Adaptation Fund to strengthen ongoing efforts related to promoting resilience measures, improving policies and regulation, innovation, and development and diffusion of innovative adaptation practices, tools and technologies;</p>	<p>See paragraphs 35–39 of this document. Support for innovation continues to grow under the AF innovation facility, which promotes the development and diffusion of innovative adaptation practices, tools and technologies. Under the new MTS (2023–2027) (see paras. 31–33), support under the innovation facility will be further expanded.</p> <p>See also paragraphs 21–26 of this document. The AF portfolio of projects that promote resilience measures continues to grow.</p>
<p><u>Paragraph 12</u></p> <p><i>Notes</i> the resource mobilization strategy of the Adaptation Fund (2017–2020), which refers for the first time to subnational governments, the private sector and charitable foundations as possible additional sources of finance for the Adaptation Fund and <i>encourages</i> the AFB to continue its efforts to mobilize finance from a variety of sources under its next resource mobilization strategy (2022–2025);</p>	<p>See paragraphs 63–68 of this document. The AFB at its 39th meeting (October 2022) approved the overall resource mobilization strategy and action plan for the Fund for 2022 to 2025, which includes focus on leveraging a variety of potential contributors, including subnational, private sector and foundations. The AF was the first to mobilize resources from subnational governments and is the only multilateral climate fund that has procedures in place for receiving contributions from non-governmental sources. The strategy recognizes the opportunity to further build on this and to undertake outreach to a variety of potential additional contributors.</p>

<i>CMP/CMA decision</i>	<i>AFB response</i>
<p>Paragraph 13</p> <p><i>Also encourages</i> the AFB to continue to enhance access to the Fund, including by:</p> <p>(a) Strengthening engagement with and support for building the institutional capacity of national implementing entities;</p> <p>(b) Expediting the disbursement of approved adaptation grants;</p> <p>(c) Further strengthening coherence and complementarity between the Adaptation Fund and other institutions funding adaptation projects and programmes, including the Green Climate Fund, in order to facilitate streamlining access modalities, as appropriate, including for accreditation, and scaling up Adaptation Fund projects;</p> <p>(d) Further improving geographical and thematic coverage in the accreditation of national and regional implementing entities;</p>	<p>The mission of the AF is to serve the Paris Agreement by accelerating adaptation action and enhancing access to finance. Under the new MTS, one of the cross-cutting strategic themes is “Enhancing access to climate finance and long-term institutional capacity”, which guides all activities of the Fund.</p> <p>(a) See paragraph 41 of this document for details on support under the readiness programme for capacity-building of national entities.</p> <p>(b) See paragraphs 27–29 and 53–56 of this document. As at 30 June 2023, the Trustee has disbursed USD 664.96 million to IEs in relation to projects and programmes funded by the Fund at a disbursement rate of over 62 per cent, which is significantly higher than most peers’ rates. While the COVID-19 pandemic has slowed down the implementation of some projects owing to restrictions imposed by countries, the Fund has continued efforts to expedite project execution on the ground, including through AFB decisions B.35.b/16 and B.40/69, which provided for more flexibility in adaptive management. In the context of the new MTS and its implementation plan, the Fund will continue its dedicated support to countries and IEs so as to expedite project implementation, including through close monitoring of projects facing challenges, with ad hoc supervision missions if needed, further guidance through the readiness program as well as additional adaptive management in line with the Fund’s operational policies and guidelines.</p> <p>(c) See paragraphs 78–88 on complementarity and coherence, including with the GCF, and paragraphs 30–33 of this document on the new MTS.</p> <p>(d) See paragraphs 15–16 of this document. The nomination of NIEs and RIEs for accreditation with the AF is a country-led process. The AFB decision to double the number of NIEs that eligible Parties can nominate from one to two per country allows Parties to nominate entities that cover different themes relevant to adaptation. In terms of geographic coverage, the AFB secretariat has, as at March 2023, received nominations from the designated authorities of nine developing country Parties, of which five are from Africa, two from Asia-Pacific, two from Latin America and the Caribbean, six are LDCs and one a SIDS.</p>
<p>Paragraph 14</p> <p><i>Requests</i> the AFB to include in its annual report to CMP 18 and CMA 5 (November 2023) information on aggregated actual results of projects and programmes funded by the Adaptation Fund, in particular across the Fund’s five core indicators, accompanied by qualitative analysis of successes, challenges and lessons learned;</p>	<p>See paragraphs 27–29 of this document on results-based management.</p> <p>In addition to information to be included in the AF’s annual performance report for 2023 on aggregated results for completed projects, the AFB secretariat has started compiling a comprehensive report on aggregated actual results of projects and programmes funded by the AF, including the Fund’s five core indicators and a qualitative analysis of successes, challenges and lessons learned. A full report will be annexed to the addendum to this document, to be issued following the 41st meeting of the AFB.</p>
<p>Paragraph 15</p> <p><i>Also requests</i> the Board to review and update the environmental and social safeguard policy of the Adaptation Fund, as needed;</p>	<p>See paragraph 73 of this document. The AFB requested, at its 40th meeting, its secretariat to launch the review of the Fund’s environmental and social policy and submit a proposal for an update of the policy, as needed, to the Board at its 41st meeting .</p>

Paragraph 16

Further requests the Board to increase the gender-responsiveness of the resources provided by the Adaptation Fund;

See paragraphs 42–49 of this document. The AF is enhancing gender-responsiveness under the new MTS (2023–2027) as well as updated gender policy and gender action plan. Under the new MTS (2023–2027), one of the cross-cutting strategic themes is advancing gender equality and the empowerment of women and girls. See also annex V to this document for examples of gender-sensitive and gender-responsive interventions in AF projects approved during the reporting period.

Paragraph 17

Invites the Board to consider ways to strengthen the engagement of the Adaptation Fund with the private sector in order to increase private sector participation in adaptation action;

See paragraphs 30–33 of this document. The new MTS (2023–2027) and implementation plan include several measures to enhance AF engagement with the private sector under the cross-cutting theme of “Strengthening complementarity, coherence, and synergies with other adaptation actors and funders”, which also includes the engagement of private sector actors and funders in the following AF activities:

- Potential scaling-up of AF projects by the private sector;
- Resource mobilization from the private sector and foundations;
- AF project and programme consultations;
- Expanding the AF innovation facility by collaborating with private sector actors to promote the development, diffusion and scaling-up of innovative adaptation practices, tools and technologies.

Paragraph 18

Notes that some Adaptation Fund policy and guidance documents and readiness activities are available or conducted in multiple official languages of the United Nations and *invites* the AFB to continue to strengthen its provision of support and country engagement at the regional level;

See paragraph 41 of this document.

The secretariat has continued implementing a regional approach in the delivery of readiness and capacity-building and includes simultaneous interpretation into Spanish and French in all readiness events. Events during the reporting period were hosted in Latin America and the Caribbean, Africa and Asia. Under the new MTS (2023–2027), the AF will implement an enhanced readiness programme, including enhanced support and country engagement. This includes training workshops at the sub-regional level, expanding webinars with NIEs, and enhanced support for the to further strengthen the delivery of capacity-building support tailored to region-specific issues.

Decision 18/CMA.4: Matters relating to the Adaptation FundParagraph 121

Requests the AFB, in line with its existing mandate and decisions 1/CMP.3 and 1/CMP.4, to consider and provide an update on its activities and scope of support in relation to assisting developing country Parties to the Paris Agreement, including information on:

(a) Actions in relation to needs and priorities identified in adaptation planning processes, including national adaptation plans, nationally determined contributions, adaptation communications and other

See paragraphs 30–33 of this document. Under the new MTS (2023–2027), the AF mission is to serve the Paris Agreement by accelerating effective adaptation action and efficient access to finance, including through direct access, to respond to the urgent needs and priorities of developing countries. The Fund does so by supporting country-driven adaptation projects and programmes, innovation, and learning with concrete results at the local level that can be scaled up. All support offered by the AF to eligible Parties is therefore designed to support the implementation of their adaptation needs and priorities as identities in NAPs, NDCs and other adaptation planning processes.

See also chapter III of this document. The scope of support available to developing country Parties to the Paris Agreement includes all grants available for concrete adaptation projects and programmes, readiness and capacity-building, innovation, learning, enhanced direct access and project scaling-up.

<i>CMP/CMA decision</i>	<i>AFB response</i>
voluntary adaptation reports, taking into consideration gaps and challenges faced by countries;	See also the response above to decision 3/CMP.16, paragraph 11. The AF proposal review process includes systematic screening for alignment with national adaptation planning processes and reports.
(b) Institutional capacity-building in countries aimed at enhancing access to the AF;	All AF activities are designed to enhance access to climate finance and long-term institutional capacity, as well as to empower and benefit the most vulnerable people and communities as agents of change. In particular, the enhanced Readiness Programme for Climate Finance provides dedicated support for building long-term institutional capacities at regional, national and local levels (see para. 41 of this document).
(c) Efforts to support the global goal on adaptation of enhancing adaptive capacity, strengthening resilience and reducing vulnerability to climate change with a view to contributing to sustainable development and ensuring an adequate adaptation response in the context of the global temperature goal referred to in Article 2 of the Paris Agreement;	In line with the AF mandate and mission statement, the AF serves the Paris Agreement and supports the implementation of its adaptation goals, including the global goal on adaptation. All AF-funded activities contribute to the global goal on adaptation by delivering concrete results towards strengthening resilience, reducing vulnerability and contributing to sustainable and climate-resilient development. These results can be scaled up and deliver impact beyond AF-funded interventions by improving conditions for access to finance, institutional capacity-building, innovation and technology, and learning. The AFB, through its secretariat, is engaging in the global goal on adaptation process and relevant workshops.
<u>Paragraph 13</u> <i>Also requests</i> the AFB to include in its annual report to CMA 5 (November 2023) an update of its progress in assisting developing country Parties in meeting their adaptation commitments under the Paris Agreement;	See the following relevant sections of this document for updates on AFB progress in supporting developing countries in meeting their adaptation commitments under the Paris Agreement, including by supporting the accreditation of IEs, reviewing and approving project proposals, and assisting with both accreditation and project development through readiness and capacity-building support: <ul style="list-style-type: none"> - Paragraphs 15–16, on progress in accrediting and reaccrediting national, regional and multilateral IEs; - Paragraph 41, on progress in providing readiness and capacity-building support to countries and NIEs; - Paragraphs 21–26, on progress in the review and approval of proposals; and - Paragraphs 27–29, on progress in project disbursements and implementation.
<u>Paragraph 19</u> <i>Encourages</i> the AFB to continue its consideration of its rules of procedure in the context of serving the Paris Agreement, including after the SBI has concluded its consideration of matters related to membership of the AFB;	See paragraph 71 of this document. The AFB had previously considered the rules of procedure at its 38 th meeting (see AFB document AFB/B.38/10). The rules of procedure contain a provision related to the membership of the AFB. The AFB, supported by its secretariat, will continue its consideration of its rules of procedure in the context of serving the Paris Agreement.
Decision 2/CMA.3: Guidance on cooperative approaches referred to in Article 6, paragraph 2, of the Paris Agreement	
<u>Paragraph 60</u> The AFB and its support structure shall develop and implement a strategy on monetizing A6.4ERs in the share of proceeds for adaptation account held by the Adaptation Fund in the mechanism registry and inform the state of monetization annually to the CMA.	See paragraph 74 of this document. Consultations among the AFB secretariat, the trustee and the UNFCCC secretariat on this mandate have started and are ongoing.

Annex X

Financial report of the Adaptation Fund Trust Fund as at 30 June 2023, prepared by the trustee: supplemental report to the Adaptation Fund Board report to the Conference of the Parties serving as the meeting of the Parties to the Kyoto Protocol and the Conference of the Parties serving as the meeting of the Parties to the Paris Agreement¹

[English only]

I. Introduction

1. This report is produced by the World Bank as trustee (“Trustee”) for the Adaptation Fund (AF), in accordance with the Trustee’s role in the Adaptation Fund Trust Fund as set forth under paragraph 23 in the Appendix of Decision 1/CMP.4 of the CMP.
2. The decision states that: “The Trustee shall prepare and furnish the Adaptation Fund Board with financial reports of the Trust Fund annually (or at any other such frequency agreed between the Trustee and the Adaptation Fund Board), and provide records and accounts of the Trust Fund for audit by its external auditors annually (or at any other such frequency agreed between the Trustee and the Adaptation Fund Board), in accordance with the policies and procedures of the Trustee. Furthermore, the Trustee shall prepare and furnish the Adaptation Fund Board with reports on the sale of the CERs for the Adaptation Fund and on the status of commitments and transfers of Trust Fund funds annually (or at any other such frequency agreed between the Trustee and the Adaptation Fund Board).”
3. The information contained in this Financial Report is based on financial information as of June 30, 2023.

II. Adaptation Fund Trust Fund Summary as of June 30, 2022

Certified Emission Reduction (CER) Sales and Donations

4. Cumulative resources pledged to AF Trust Fund including CER sales proceeds amounted to USD 1,680.36 million as of June 30, 2023. USD 214.92 million was received through CER sales proceeds and USD 1,232.96 million in donations, totalling cumulative receipts of USD 1,447.88 million as of June 30, 2023. Resources not yet received from Donors amounted to USDeq. 232.47 million, comprising USDeq. 213.96 million in pledges and USDeq. 18.51 million in donations receivable under the signed agreements
5. An amount of USD 3.12 million was received from CER sales during fiscal year 2023.

Investment Income

6. As of June 30, 2023, the AF Trust Fund earned investment income of USD 69.31 million on the liquid balances in the AF Trust Fund. The AF Trust Fund liquid portfolio has returned 3.86% for fiscal year 2023.

Funding Approvals

7. Cumulative net funding decisions made by the AF Board through June 30, 2023 totalled USD 1,155.48 million, of which USD 1,060.75 million represents approvals for projects and programs.

¹ Reproduced as received from the AFB secretariat, with certain formatting modifications.

Cash Transfers

8. The Trustee has transferred a total of USD 746.70 million up to June 30, 2023, including USD 664.96 million related to programs, projects and fees.

Funds Held in Trust

9. Funds Held in Trust² reflect proceeds from CER monetization, donations received and investment income, less cash transfers made to date. Funds Held in Trust as of June 30, 2023 amounted to USD 767.49 million, excluding USD 3 million set aside for operational reserve.

Funds available for AF Board funding decisions

10. Funds available to support AF funding decisions amounted to USD 358.72 million as of June 30, 2023, which is an increase of USD 139.47 million during fiscal year 2023.

III. AF Trust Fund Summary – Inception through June 30, 2022

In USD millions

	Total	% of Total
<u>CER Sales Proceeds, Pledges and Donations</u>		
CER Sales Proceeds	214.92	12.8%
Donations	1,251.48	74.5%
Pledges	213.96	12.7%
Total CER Sales Proceeds and Donations	1,680.36	100.0%
<u>Cumulative Resources</u>		
<u>Resources received</u>		
CER Sales Proceeds	214.92	12.3%
Donations	1,232.96	70.5%
Investment Income earned	69.31	4.0%
Total Resources Received	1,517.20	86.7%
<u>Resources not yet received</u>		
Donations not yet received	18.51	1.1%
Pledges	213.96	12.2%
Total resources not yet received	232.47	13.3%
Total Potential Resources (A) (in USD millions)	1,749.67	100.0%

² Funds Held in Trust represents balance of cash, investments and unencashed promissory notes (if any) as of the reporting date.

Cumulative Funding Decisions		
Programs, Projects and Fees (MIE)	641.50	55.5%
Programs, Projects and Fees (NIE)	232.93	20.2%
Programs, Projects and Fees (RIE)	186.32	16.1%
Administrative Budget	94.73	8.2%
Total Funding Decisions Net of Cancellations (B)	1,155.48	100.0%
Total Potential Resources Net of Funding Decisions (A) - (B)	594.19	
Total Potential Resources Net of Funding Decisions and Operational Reserve	591.19	

Funds Available	
Funds Held in Trust with no restrictions	767.49
Approved Amounts Pending Cash Transfers	408.77
Total Funds Available to Support AF Board Decisions	358.72

Note: sub-totals may not add up to due to rounding

IV. CER Sales and Monthly Average Price

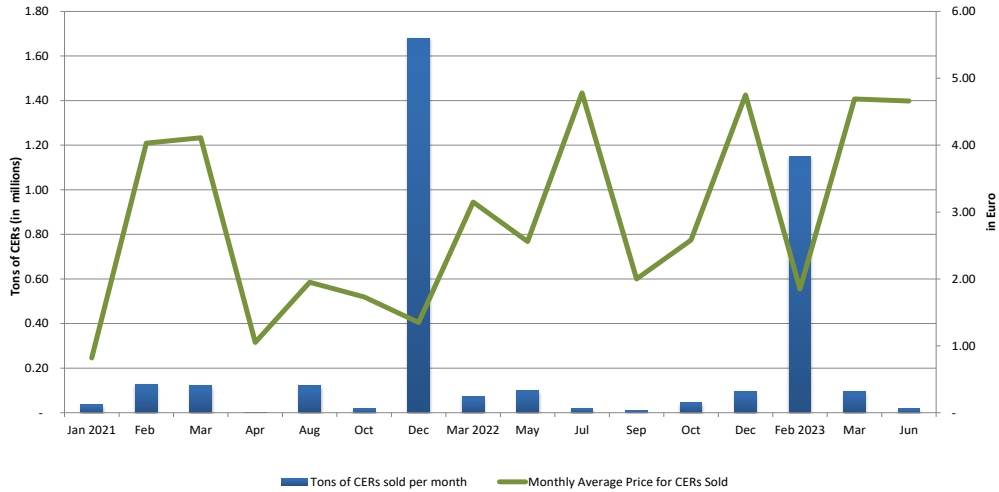
Calendar Year	CER balance a/	CER sales	Proceeds USD (millions)
2009-2020	10,300,157	30,741,302	207.11
2021			
Q1	10,131,730	288,717	1.27
Q2	10,421,087	1,600	0.00
Q3	10,759,130	121,255	0.28
Q4	9,667,321	1,698,404	2.61
2022			
Q1	10,116,051	73,450	0.26
Q2	10,806,263	101,388	0.27
Q3	11,441,149	32,192	0.13
Q4	12,242,523	143,956	0.60
2023			
Q1	11,740,960	1,150,634	2.30
Q2	12,145,341	18,200	0.09
Total		34,371,098	214.92

a/ in registries at period-end

CER SALES PROCEEDS

11. This table shows the proceeds from CER sales received into the AF Trust Fund. See Annex for more details.

12. The Trustee has generated revenues of USD 214.92 million through CER sales since the start of the CER monetization program in May 2009.



13. This chart presents the number of tons of CERs sold per month and the monthly average price obtained by the Trustee for a ton of CER sold between January 2019 and June 2023. During fiscal year 2023, the Trustee sold 1.34 million tons of CERs and generated USD 3.12 million in CER proceeds. The average price achieved during fiscal year 2023 was EUR 2.17 or USD 2.32 per ton.

Donations (in millions)

Donor	Currency	Pledge in Currency of Contribution	Effective (or signed) Donation	Receipts in Currency of Contribution	Donations Receivable in USDeq. a/	Receipts in USD b/
Austria	EUR	0.50	0.50	0.50	-	0.69
Austria	USD	5.00	5.00	5.00	-	5.00
Belgium	EUR	1.50	1.50	1.50	-	1.65
Belgium (Flanders)	EUR	11.95	11.95	11.95	-	13.09
Belgium (Walloon Region)	EUR	30.70	30.70	25.40	5.75	28.49
Belgium (Brussels Capital Region)	EUR	8.10	8.10	8.10	-	9.36
Canada	CAD	10.00	10.00	10.00	-	7.30
Canada (Quebec)	CAD	23.00	23.00	23.00	-	17.63
Corporacion Andina de Fomento	USD	0.06	0.06	0.06	-	0.06
European Commission	EUR	100.00	-	-	-	-
Finland c/	USD	0.07	0.07	0.07	-	0.07
Finland	EUR	12.00	12.00	12.00	-	14.71
France c/	USD	0.05	0.05	0.05	-	0.05
France	EUR	30.00	25.00	25.00	-	27.93
Germany	EUR	500.00	500.00	500.00	-	577.25
Iceland	USD	1.20	1.20	1.20	-	1.20
Ireland	EUR	11.70	11.70	11.70	-	12.55
Italy	EUR	61.00	61.00	61.00	-	71.65
Japan c/	USD	0.01	0.01	0.01	-	0.01
Japan	USD	12.04	12.04	12.04	-	12.04
Korea	KRW	3,600.00	3,600.00	1,200.00	1.82	0.91
Luxembourg	EUR	2.00	2.00	2.00	-	2.11
Monaco	EUR	0.01	0.01	0.01	-	0.01
New Zealand	NZD	18.00	18.00	18.00	-	11.21
Norway c/	USD	0.09	0.09	0.09	-	0.09
Norway	NOK	455.00	455.00	385.00	6.51	41.12
Poland	USD	1.00	1.00	1.00	-	1.00
Portugal	EUR	1.00	1.00	1.00	-	1.06
Qatar	USD	0.50	0.50	0.50	-	0.50
Slovenia	EUR	0.03	0.03	0.03	-	0.04
Spain	EUR	98.00	98.00	98.00	-	111.27
Sweden	SEK	1,455.00	1,455.00	1,455.00	-	173.74
Switzerland c/	USD	0.08	0.08	0.08	-	0.08
Switzerland	CHF	38.00	38.00	34.00	4.44	35.91
United Kingdom	GBP	25.00	25.00	25.00	-	33.14
United Nations Foundation	USD	-	0.07	0.07	-	0.07
UNFCCC Secretariat	USD	20.00	20.00	20.00	-	20.00
United States	USD	100.00	-	-	-	-
Others	GBP	-	0.00	0.00	-	0.00
Others	EUR	-	0.00	0.00	-	0.00
Total					18.51	1,232.96

a/ Valued on the basis of exchange rates as of June 30, 2023

b/ Represents actual USD receipts.

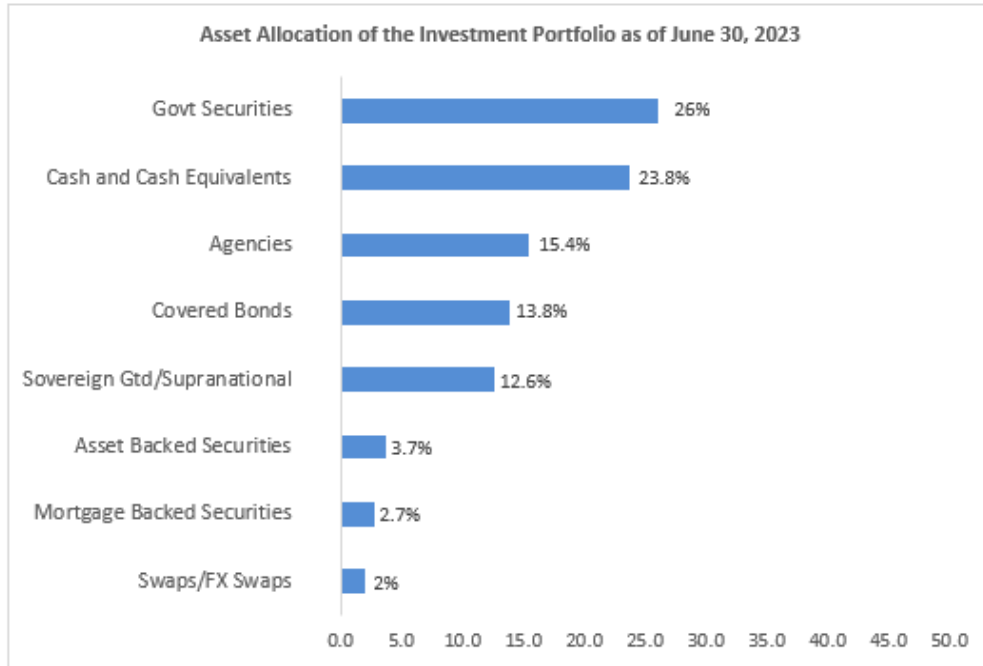
c/ Donation corresponds to the Donor's pro-rata share of the balance in the Administrative Trust Fund

V. Asset Mix and Investment Income

A. ASSET MIX

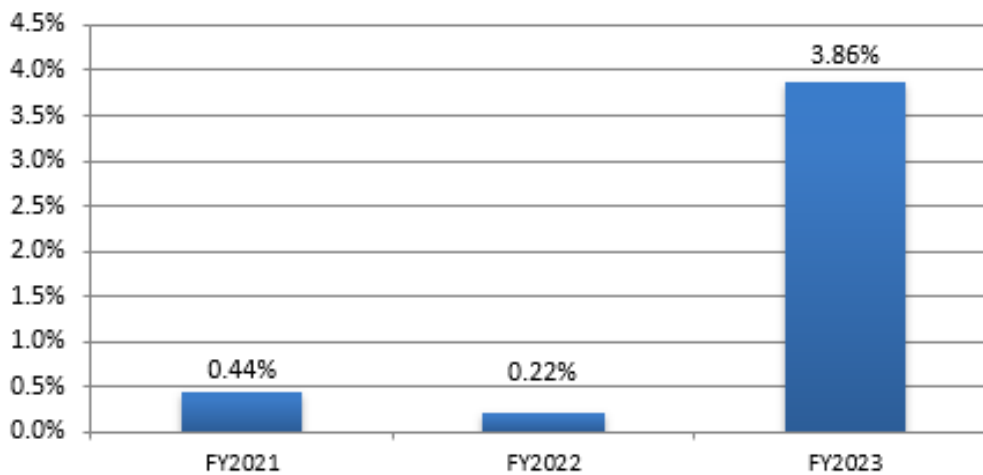
14. The undisbursed cash balance of the AF Trust Fund is maintained in a commingled investment portfolio (“Pool”) for all trust funds managed by IBRD. Funds are managed such that the expected maximum loss, as measured by the CVaR, in the worst 1% of cases will not exceed 0.25% at the portfolio’s investment horizon.

15. The portfolio allocation by asset class has the largest allocations to government securities and money-market instruments.



B. INVESTMENT RETURNS

16. The AF Trust Fund liquid portfolio earned USD 69.31 million in investment income since inception. The portfolio returns during fiscal year 2023 was 3.86%.



VI. Cumulative Funding Decisions as of June 30, 2023 (breakdown by types of Implementing Entities)

(In USD Millions)

1. Programs, Projects and Fees	MIE/RIE/NIE	MIE	RIE	NIE		1,060.75
Antigua and Barbuda	ABED	-	-	10.00	a/	
Argentina	UCAR	-	-	5.38	a/	
Argentina	WB	4.22	-	-		
Armenia	EPIU	-	-	4.00	a/	
Bangladesh	UNDP	10.00	-	-		
Belize	WB	5.63	-	-		
Belize	PACT	-	-	0.10	a/ d/	
Benin	FNE	-	-	0.06	a/	
Bhutan	BTFEC	-	-	10.05	a/ d/	
Cambodia	UNEP	4.95	-	-		
Cambodia	UN HABITAT	5.00	-	-		
Cameroon	IFAD	9.98	-	-		
Chile	AGCI	-	-	9.99	a/	
Colombia	UNDP	8.52	-	-		
Congo	WFP	10.00	-	-		
Cook Islands	UNDP	5.38	-	-		
Cook Islands	MFEM	-	-	3.00		
Costa Rica	FDS	-	-	20.05	a/	
Cote d'Ivoire	IFAD	6.00	-	-		
Cote d'Ivoire	FIRCA	-	-	4.05	a/	
Cuba	UNDP	6.07	-	-		
Djibouti	UNDP	4.66	-	-		
Djibouti	IFAD	5.34	-	-		
Dominican Republic	IDDI	-	-	9.98	a/	
Ecuador	WFP	7.45	-	-		
Ecuador	CAF	-	2.49	-		
Egypt	WFP	10.00	-	-		
El Salvador	UNDP	8.48	-	-		
Eritrea	UNDP	6.52	-	-		
Ethiopia	MOFEC	-	-	9.99		
Fiji	UN HABITAT	4.24	-	-		
Gambia	WFP	10.00	-	-		
Georgia	UNDP	5.32	-	-		
Georgia	IFAD	4.64	-	-		
Ghana	UNDP	8.29	-	-		
Guatemala	UNDP	5.43	-	-		
Guinea Bissau	BOAD	-	9.98	-		
Haiti	UNESCO	9.92	-	-		
Honduras	UNDP	10.00	-	-		
India	NABARD	-	-	9.98	a/	
Indonesia	KEMITRAAN	-	-	10.17	a/	
Iraq	IFAD	10.00	-	-		

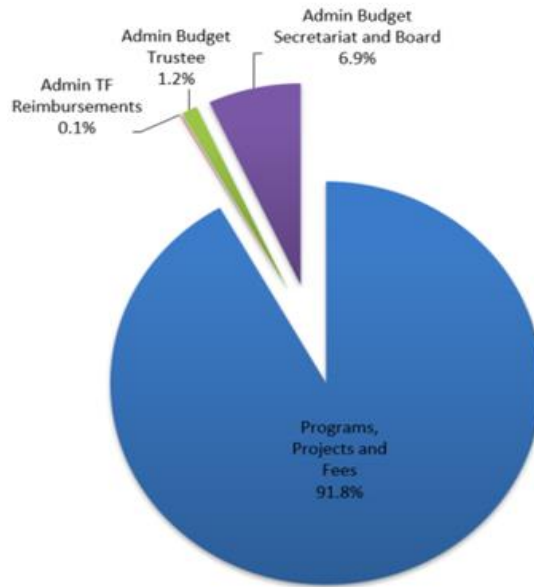
1. Programs, Projects and Fees	MIE/RIE/NIE	MIE	RIE	NIE	
<i>(continued)</i>					
Jamaica	PIOJ	-	-	10.00	a/
Jordan	MOPIC	-	-	9.26	a/
Kenya	NEMA	-	-	10.00	
Kyrgyz Republic	IFAD	10.00	-	-	
Lao, PDR	UN HABITAT	10.00	-	-	
Lebanon	IFAD	7.86	-	-	
Lesotho	WFP	10.00	-	-	
Liberia	IFAD	9.59	-	-	
Madagascar	UNEP	5.10	-	-	
Malawi	WFP	9.99	-	-	
Malaysia	UN HABITAT	10.00	-	-	
Maldives	UNDP	8.99	-	-	
Mali	UNDP	8.53	-	-	
Mauritania	WFP	7.56	-	-	
Mauritius	UNDP	9.12	-	-	
Micronesia	SPREP	-	9.00	-	
Micronesia	MCT	-	-	1.00	a/
Moldova	IFAD	6.01	-	-	
Mongolia	UNDP	5.50	-	-	
Mongolia	UN HABITAT	12.46	-	-	
Morocco	ADA	-	-	10.00	a/
Myanmar	UNDP	7.91	-	-	
Namibia	DRFN	-	-	5.11	a/ d/
Nauru	SPC	-	8.00	-	
Nepal	WFP	9.53	-	-	
Nicaragua	UNDP	5.50	-	-	
Niger	BOAD	-	9.91	-	
Niger	BAGRI	-	-	0.05	a/
Pakistan	UNDP	3.91	-	-	
Pakistan	UN HABITAT	6.09	-	-	
Panama	FN	-	-	10.00	a/
Papua New Guinea	UNDP	6.53	-	-	
Papua New Guinea	SPC	-	10.00	-	
Paraguay	UNEP	7.13	-	-	
Peru	PROFONANPE	-	-	7.00	
Peru	CAF	-	2.94	-	
Rwanda	MINIRENA	-	-	15.10	a/ c/
Samoa	UNDP	8.72	-	-	
Senegal	CSE	-	-	9.64	a/
Seychelles	UNDP	6.46	-	-	
Sierra Leone	IFAD	9.92	-	-	
Solomon Islands	UNDP	5.53	-	-	
Solomon Islands	UN HABITAT	4.40	-	-	
South Africa	SANBI	-	-	9.93	a/
Sri Lanka	WFP	7.99	-	-	
Sri Lanka	UN HABITAT	2.00	-	-	
St. Lucia	CDB	-	9.86	-	
Syria	UN HABITAT	10.00	-	-	

1. Programs, Projects and Fees	MIE/RIE/NIE	MIE	RIE	NIE	
<i>(continued)</i>					
Tajikistan	UNDP	10.00	-	-	
Tanzania	UNEP	5.01	-	-	
Tanzania	NEMC	-	-	5.03	a/
Trinidad and Tobago	CAF	-	10.00	-	
Tunisia	IFAD	10.00	-	-	
Turkmenistan	UNDP	2.93	-	-	
Tuvalu	MFED	-	-	0.05	a/
Uganda	OSS	-	7.75	-	
Uganda	MWE	-	-	9.60	a/ d/
Uruguay	ANII	-	-	10.00	a/
Uzbekistan	UNDP	5.42	-	-	
Vietnam	UN HABITAT	6.35	-	-	
Zimbabwe	UNESCO	5.00	-	-	
Zimbabwe	EMA	-	-	0.05	a/ d/
Regional		163.40	106.39	-	a/ b/
Accreditation Support		-	-	1.23	
Technical Assistance		-	-	0.52	
Innovation & Learning		15.06	-	2.60	
Sub-Total by IE type		641.50	186.32	232.93	
% Total Programs, Projects & Fees		60%	18%	22%	
2. Administrative Budget					94.73
AF Administrative Trust Fund				0.69	
Administrative Budget - Trustee				13.73	
Administrative Budget - AF Board and Secretariat				80.30	
3. Total Funding Decisions (3 = 1 + 2)					1,155.48
a/ Includes approved Project Formulation Grant amounts					
b/ Includes approved regional projects					
c/ Includes approved grant application to develop a scale-up proposal					
d/ Includes approved Project Formulation Assistance amounts					

Note: totals may not add up to due to rounding

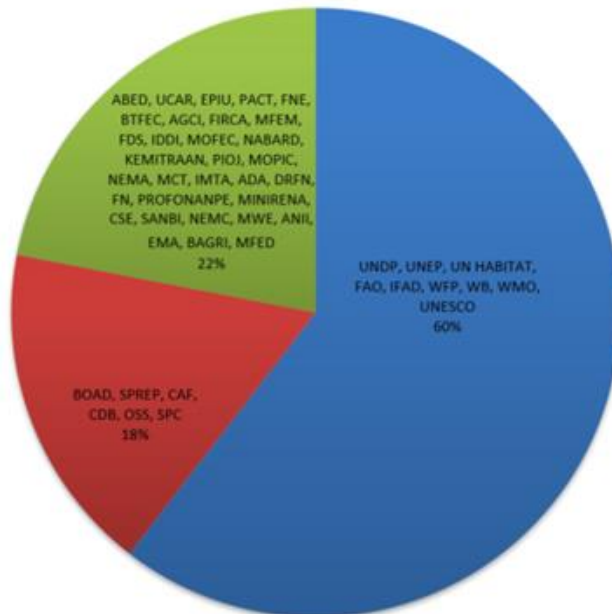
A. CUMULATIVE FUNDING DECISIONS

17. Since inception to June 30, 2023, funding approvals made by the AF Board amounted to USD 1,155.48 million.



B. FUNDING DECISIONS BY NIE/RIE/MIE

18. Funding decisions by NIE/RIE/MIE show the cumulative funding decisions related to programs and projects. To date, cumulative funding decisions to NIEs/RIEs/MIEs amount to USD 1,060.75 million.



VII. Funds Available

In USD millions

	As of June 30, 2023 (a)	As of June 30, 2022 (b)	Change since last report (a) - (b)
1. Cumulative Receipts	1,517.20	1,235.05	282.15
a. Cash receipts from CER proceeds	214.92	211.80	3.12
b. Cash receipts from Donors and Other Sources	1,232.96	982.00	250.97
c. Investment Income earned	69.31	41.26	28.06
2. Cumulative Cash Transfers	746.70	638.91	107.80
a. Programs, Projects and Fees	664.96	567.84	97.12
b. Operational Expense	81.74	71.06	10.68
3. Funds Held in Trust (3 = 1 - 2)	770.49	596.14	174.35
4. Operational Reserve	3.00	3.00	-
5. Funding Decisions Pending Cash Transfer	408.77	373.89	34.88
6. Funds available to support AF Board funding decisions (6 = 3 - 4 - 5)	358.72	219.25	139.47

Note: sub-totals may not add up due to rounding

Annex – Detailed CER Monetization Record

	Calendar Quarter	Sale Method	Quantity	Quarterly Average Price Achieved by the Trustee (in EUR)	Total EUR	Actual USD
2009	Q2	OTC	1,100,000	11.85	13,030,000	18,244,887
		Exchange	20,000	10.79	215,700	302,455
	Q3	OTC	-	-	-	-
		Exchange	80,000	13.16	1,044,000	1,519,280
Q4	OTC	400,000	12.41	4,965,000	7,372,659	
	Exchange	450,000	13.02	5,860,600	8,689,141	
2010	Q1	OTC	1,300,000	11.93	15,505,000	21,219,352
		Exchange	420,000	11.59	4,867,200	6,734,673
	Q2	OTC	1,570,000	13.17	20,684,500	26,768,710
		Exchange	895,000	13.07	11,693,600	15,068,497
	Q3	OTC	700,000	13.51	9,454,000	12,049,753
		Exchange	540,000	12.67	6,839,600	8,866,433
	Q4	OTC	-	-	-	-
		Exchange	560,000	12.48	6,991,500	9,511,362
2011	Q1	OTC	300,000	12.83	3,847,500	5,437,099
		Exchange	180,000	11.44	2,059,000	2,746,051
	Q2	OTC	500,000	13.02	6,509,000	9,357,538
		Exchange	315,000	12.53	3,946,900	5,662,845
	Q3	Auction	200,000	12.52	2,504,000	3,567,699
		OTC	-	-	-	-
	Q4	Exchange	390,000	8.81	3,434,600	4,803,998
		OTC	-	-	-	-
2012	Q1	Exchange	40,000	7.79	311,400	418,332
		OTC	-	-	-	-
	Q2	Exchange	400,000	4.37	1,748,100	2,306,972
		OTC	250,000	3.67	921,500	1,158,337
	Q3	Exchange	1,681,000	3.81	6,411,770	8,251,269
		OTC	-	-	-	-
	Q4	Exchange	1,614,000	2.95	5,006,550	6,224,091
		OTC	6,000	1.05	6,300	8,027
2013	Q1	Exchange	959,000	1.38	1,317,480	1,698,951
		OTC	1,498,000	0.13	190,280	254,006
	Q2	Exchange	-	-	-	-
		OTC	144,303	0.43	62,050	82,030
	Q3	Exchange	-	-	-	-
		OTC	300,000	0.71	212,000	286,740
	Q4	Exchange	-	-	-	-
		OTC	1,800,000	0.49	868,000	1,181,238
2014	Q1	Exchange	-	-	-	-
		OTC	655,000	0.36	216,900	293,664
	Q2	Exchange	-	-	-	-
		OTC	1,478,000	0.19	259,230	335,597
	Q3	Exchange	-	-	-	-
		OTC	550,594	1.37	129,644	165,652
	Q4	Exchange	-	-	-	-
		OTC	789,680	1.35	166,494	208,182
		Exchange	-	-	-	-

	Calendar Quarter	Sale Method	Quantity	Quarterly Average Price Achieved by the Trustee (in EUR)	Total EUR	Actual USD
	<i>(continued)</i>					
2015	Q1	OTC	1,696,880	1.70	2,886,627	3,175,996
		Exchange	-	-	-	-
	Q2	OTC	97,415	2.56	249,430	279,669
		Exchange	-	-	-	-
	Q3	OTC	574,273	0.20	113,720	130,493
		Exchange	-	-	-	-
	Q4	OTC	1,327,170	0.95	1,260,042	1,371,219
		Exchange	-	-	-	-
2016	Q1	OTC	72,135	4.16	299,802	327,512
		Exchange	-	-	-	-
	Q2	OTC	65,491	6.75	442,164	499,286
		Exchange	-	-	-	-
	Q3	OTC	23,988	10.93	262,117	293,240
		Exchange	-	-	-	-
	Q4	OTC	286,362	0.73	208,473	223,416
		Exchange	-	-	-	-
2017	Q1	OTC	40,047	13.00	520,486	562,913
		Exchange	-	-	-	-
	Q2	OTC	10,647	14.00	149,098	163,450
		Exchange	-	-	-	-
	Q3	OTC	11,039	12.71	140,325	168,532
		Exchange	-	-	-	-
	Q4	OTC	373,491	1.34	498,932	584,781
		Exchange	-	-	-	-
2018	Q1	OTC	29,450	14.05	413,633	506,386
		Exchange	-	-	-	-
	Q2	OTC	18,468	14.26	263,435	315,047
		Exchange	-	-	-	-
	Q3	OTC	3,514	14.25	50,080	58,508
		Exchange	-	-	-	-
	Q4	OTC	37,403	2.72	101,580	114,445
		Exchange	-	-	-	-
2019	Q1	OTC	549,451	2.39	1,313,449	1,490,948
		Exchange	-	-	-	-
	Q2	OTC	18,440	17.17	316,563	355,134
		Exchange	-	-	-	-
	Q3	OTC	11,508	18.64	214,493	240,063
		Exchange	-	-	-	-
	Q4	OTC	1,515,101	1.25	1,886,588	2,065,652
		Exchange	-	-	-	-
2020	Q1	OTC	29,916	11.34	339,331	378,092
		Exchange	-	-	-	-
	Q2	OTC	28,833	20.41	588,604	641,576
		Exchange	-	-	-	-
	Q3	OTC	59,912	5.03	301,524	349,949
		Exchange	-	-	-	-
	Q4	OTC	1,774,791	0.94	1,671,840	2,014,753
		Exchange	-	-	-	-

Calendar Quarter	Sale Method	Quantity	Quarterly Average Price Achieved by the Trustee (in EUR)	Total EUR	Actual USD
2021	<i>(continued)</i>				
Q1	OTC	288,717	3.66	1,055,443	1,270,750
	Exchange	-	-	-	-
Q2	OTC	1,600	1.05	1,682	2,000
	Exchange	-	-	-	-
Q3	OTC	121,255	1.95	236,676	279,018
	Exchange	-	-	-	-
Q4	OTC	1,698,404	1.36	2,301,453	2,609,894
	Exchange	-	-	-	-
2022					
Q1	OTC	73,450	3.15	231,305	255,484
	Exchange	-	-	-	-
Q2	OTC	101,388	2.56	259,945	273,748
	Exchange	-	-	-	-
Q3	OTC	32,192	3.83	123,180	127,684
	Exchange	-	-	-	-
Q4	OTC	143,956	4.04	582,149	603,423
	Exchange	-	-	-	-
2023					
Q1	OTC	1,150,634	1.85	2,127,077	2,302,528
	Exchange	-	-	-	-
Q2	OTC	18,200	4.66	84,809	91,000
	Exchange	-	-	-	-
Total		34,371,098		162,775,453	214,922,105
a/ net of EUR 10,000 exchange fees					

Glossary

Implementing Entity	Official Name of the Entity
ABED	Antigua and Barbuda Department of Environment
ADA	Agence pour le Developpement Agricole – Morocco
AGCI	Agencia de Cooperacion Internacional - Chile
ANII	Agencia Nacional de Investigación e Innovación – Uruguay
BOAD	West African Development Bank
BT FEC	Bhutan Trust Fund for Environment Conservation
CAF	Development Bank of Latin America
CDB	Caribbean Development Bank
CSE	Centre de Suivi Ecologique - Senegal
DRFN	Desert Research Foundation Namibia
EMA	Environmental Management Agency - Zimbabwe
EPIU	Environmental Project Implementation Unit - Armenia
FDS	Fundecooperacion Para el Desarrollo Sostenible – Costa Rica
FN	Fundación Natura - Colombia
FNE	Fonds National pour l’Environnement – Benin
IDB	Inter-American Development Bank
IDDI	Dominican Institute of Integral Development
IFAD	International Fund for Agricultural Development
KEMITRAAN	Partnership for Governance Reform in Indonesia
MFEM	Ministry of Finance and Economic Management – Cook Islands
MIE	Multilateral Implementing Entity
MINIRENA	Ministry of Natural Resources - Rwanda
MOFEC	Ministry of Finance and Economic Cooperation – Ethiopia
MOPIC	Ministry of Planning and International Cooperation – Jordan
MWE	Ministry of Water and Environment – Uganda
NABARD	National Bank for Agriculture and Rural Development – India
NEMA	National Environment Management Authority - Kenya
NEMC	National Environment Management Council - Tanzania
NIE	National Implementing Entity
OSS	Sahara and Sahel Observatory
PACT	Protected Areas Conservation Trust
PIOJ	Planning Institute of Jamaica
PROFONANPE	Peruvian Trust Fund for National Parks and Protected Areas
RIE	Regional Implementing Entity
SANBI	South African National Biodiversity Institute
SPREP	Secretariat of the Pacific Regional Environment Programme
UCAR	Unidad para el Cambio Rural – Argentina
UN HABITAT	United Nations Human Settlements Program
UNDP	United Nations Development Program
UNEP	United Nations Environment Program
UNESCO	United Nations Educational Scientific and Cultural Organization
UNFCCC	United Nations Framework Convention on Climate Change
WB	World Bank – International Bank for Reconstruction and Development and International Development Association
WMO	World Meteorological Organization
WFP	United Nations World Food Program