

Regional group - Day 2

! A few steps before you start:

- 1. Nominate** a NGCCFP as facilitator for your group. They will facilitate the discussion and also provide a reportback to the larger group. They - together with the group - are responsible to ensure the Miro reflects the discussions.
- 2: Ensure** someone takes responsibility to populate this Miro board (support rapporteur).
- 3: Consider** the discussion questions below.

General guidance:

- ◆ Focus on having a conversation and listening to each other
- ◆ The documentation serves the workshop report. Detailed descriptions can also benefit other NGCCFPs, Parties, and relevant organizations.

Group work structure:

There are two discussion questions to consider.

- 1:** Discuss some of your successes and good practice examples
- 2:** Discuss future collaboration and coordination at the regional level

You will find more detailed information below.

Task 1:



Discuss in your group some of your **successes** and **good practice examples** related to **unlocking financing pathways, engagement with civil society, collaboration with national statistical offices on data**. Always include what your role was in this process. If you faced obstacles, share how these were overcome. (approx. 30 minutes)

Use the sticky notes on the side to capture your good practices.

Task 2:



Discuss what **collaboration and coordination between NGCCFPs at the regional level** could look like beyond this workshop. (approx. 30 minutes)

Use the sticky notes on the side to capture your discussions - and if applicable - agreed way forward.

Are you new to Miro?
Check this video for insights on how to use it.

Regional group: African States

! A few steps before you start:

- 1. Nominate** a NGCCFP as facilitator for your group. They will facilitate the discussion and also provide a report back to the larger group. They - together with the group - are responsible to ensure the Miro reflects the discussions.
- 2. Ensure** someone takes responsibility to populate this Miro board (support rapporteur).
- 3. Consider** the discussion questions below.

General guidance:

- Focus on having a conversation and listening to each other
- The documentation serves the workshop report. Detailed descriptions can also benefit other NGCCFPs, Parties, and relevant organizations.

Group work structure:

There are two discussion questions to consider.

- 1:** Discuss some of your successes and good practice examples
- 2:** Discuss future collaboration and coordination at the regional level

You will find more detailed information below.

Task 1:




Discuss in your group some of your **successes** and **good practice examples** related to **unlocking financing pathways, engagement with civil society, collaboration with national statistical offices on data**. Always include what your role was in this process. If you faced obstacles, share how these were overcome. (approx. 30 minutes)

Use the sticky notes on the side to capture your good practices.

Unlocking financing pathways

Take a sticky note



Engagement with civil society

Take a sticky note



Collaboration with national statistical offices

Take a sticky note



Other

Take a sticky note



Task 2:



Discuss what **collaboration and coordination between NGCCFPs at the regional level** could look like beyond this workshop. (approx. 30 minutes)

Use the sticky notes on the side to capture your discussions - and if applicable - agreed way forward.

Comments, reflections and explanatory notes

Take a sticky note



Possible way forward

Take a sticky note



Are you new to Miro?
Check this video for insights on how to use it.

Regional group: Eastern European States & Western European and Other States

! A few steps before you start:

- 1. Nominate** a NGCCFP as facilitator for your group. They will facilitate the discussion and also provide a report back to the larger group. They - together with the group - are responsible to ensure the Miro reflects the discussions.
- 2. Ensure** someone takes responsibility to populate this Miro board (support rapporteur).
- 3. Consider** the discussion questions below.

General guidance:

- Focus on having a conversation and listening to each other
- The documentation serves the workshop report. Detailed descriptions can also benefit other NGCCFPs, Parties, and relevant organizations.

Group work structure:

There are two discussion questions to consider.

- 1:** Discuss some of your successes and good practice examples
- 2:** Discuss future collaboration and coordination at the regional level

You will find more detailed information below.

Task 1:




Discuss in your group some of your **successes** and **good practice examples** related to **unlocking financing pathways, engagement with civil society, collaboration with national statistical offices on data**. Always include what your role was in this process. If you faced obstacles, share how these were overcome. (approx. 30 minutes)

Use the sticky notes on the side to capture your good practices.


Unlocking financing pathways

Take a sticky note



Engagement with civil society

Take a sticky note



Collaboration with national statistical offices

Take a sticky note



Other

Take a sticky note



Task 2:



Discuss what **collaboration and coordination between NGCCFPs at the regional level** could look like beyond this workshop. (approx. 30 minutes)

Use the sticky notes on the side to capture your discussions - and if applicable - agreed way forward.

Comments, reflections and explanatory notes

Take a sticky note



Possible way forward

Take a sticky note



Are you new to Miro?
Check this video for insights on how to use it.

Regional group: Latin America and Caribbean

! A few steps before you start:

- 1. Nominate** a NGCCFP as facilitator for your group. They will facilitate the discussion and also provide a report back to the larger group. They - together with the group - are responsible to ensure the Miro reflects the discussions.
- 2. Ensure** someone takes responsibility to populate this Miro board (support rapporteur).
- 3. Consider** the discussion questions below.

General guidance:

- Focus on having a conversation and listening to each other
- The documentation serves the workshop report. Detailed descriptions can also benefit other NGCCFPs, Parties, and relevant organizations.

Group work structure:

There are two discussion questions to consider.

- 1:** Discuss some of your successes and good practice examples
- 2:** Discuss future collaboration and coordination at the regional level

You will find more detailed information below.

Task 1:



Discuss in your group some of your **successes** and **good practice examples** related to **unlocking financing pathways, engagement with civil society, collaboration with national statistical offices on data**. Always include what your role was in this process. If you faced obstacles, share how these were overcome. (approx. 30 minutes)

Use the sticky notes on the side to capture your good practices.


Unlocking financing pathways

Take a sticky note



Engagement with civil society

Take a sticky note



Collaboration with national statistical offices

Take a sticky note



Other

Take a sticky note



Task 2:



Discuss what **collaboration and coordination between NGCCFPs at the regional level** could look like beyond this workshop. (approx. 30 minutes)

Use the sticky notes on the side to capture your discussions - and if applicable - agreed way forward.

Comments, reflections and explanatory notes

Take a sticky note



Possible way forward

Take a sticky note



Are you new to Miro?
Check this video for insights on how to use it.

Regional group: Asia-Pacific States

A few steps before you start:

- 1. Nominate** a NGCCFP as facilitator for your group. They will facilitate the discussion and also provide a report back to the larger group. They - together with the group - are responsible to ensure the Miro reflects the discussions.
- 2. Ensure** someone takes responsibility to populate this Miro board (support rapporteur).
- 3. Consider** the discussion questions below.

General guidance:

- Focus on having a conversation and listening to each other
- The documentation serves the workshop report. Detailed descriptions can also benefit other NGCCFPs, Parties, and relevant organizations.

Group work structure:

There are two discussion questions to consider.

- 1:** Discuss some of your successes and good practice examples
- 2:** Discuss future collaboration and coordination at the regional level

You will find more detailed information below.


Task 1:




Discuss in your group some of your **successes** and **good practice examples** related to **unlocking financing pathways, engagement with civil society, collaboration with national statistical offices on data**. Always include what your role was in this process. If you faced obstacles, share how these were overcome. (approx. 30 minutes)

Use the sticky notes on the side to capture your good practices.


Unlocking financing pathways



Engagement with civil society



Collaboration with national statistical offices



Other



Task 2:



Discuss what **collaboration and coordination between NGCCFPs at the regional level** could look like beyond this workshop. (approx. 30 minutes)

Use the sticky notes on the side to capture your discussions - and if applicable - agreed way forward.

Comments, reflections and explanatory notes



Possible way forward

