

October 2021



# On the Path to Climate Neutrality

Iceland's Long-Term Low  
Emission Development Strategy



**Government of Iceland**  
Ministry for the Environment and Natural Resources



**Ministry for the Environment and Natural Resources**

Skuggasund 1 – 101 Reykjavík – Iceland

545 8600 | [uar@uar.is](mailto:uar@uar.is)

October 2021

© 2021 Ministry for the Environment and Natural Resources

ISBN

[government.is](https://government.is)




# Table of Contents

<b>Summary</b>	<b>6</b>
<b>1. Introduction</b>	<b>8</b>
<b>2. Climate Neutral Iceland 2040</b>	<b>16</b>
2.1 Context and framing	16
2.1.1 National circumstances	16
2.1.2 Overarching climate targets and commitments	19
2.1.3 Iceland's emissions profile – historical perspective	21
2.1.4 Scope	24
<b>3. Iceland's Climate Policies and measures</b>	<b>27</b>
3.1 Iceland's Climate Action Plan	27
3.2 Land use measures	33
3.3 Carbon capture and storage	33
3.4 Energy Policy to 2050	34
3.5 A transition to a circular economy	35
3.6 Climate change adaptation	35
3.7 National consultation processes	36
3.8 Public expenditure for domestic climate action	37
3.8.1 Policies and measures for related research, development and innovation	38
3.9 Contribution to a low-emission development pathway in other countries	39
<b>4. Stakeholder-generated Scenarios for Climate Neutrality</b>	<b>41</b>
4.1 Scenarios from stakeholder engagement	42
4.1.1 Scenario A – Technological solutions	43
4.1.2 Scenario B – Nature-based solutions	43
4.1.3 Scenario C – Technological solutions and systems change	44
4.1.4 Scenario D – Nature-based solutions and system change	45
4.1.5 Scenario E – Combines technological and nature-based solutions and system changes	46
4.1.6 Scenario emission paths in different LULUCF contexts	46
<b>5. Path to Climate Neutrality</b>	<b>51</b>

# Figures

<b>Figure 1.</b> Geographic location of Iceland. _____	17
<b>Figure 2.</b> Population 1st January each year 1990-2020, projected population 2021-2050. _____	18
<b>Figure 3.</b> Emissions of GHG by sector, without LULUCF from 1990 to 2019 in kt CO <sub>2</sub> e. _____	21
<b>Figure 4.</b> Emissions of GHG by sector, with LULUCF from 1990 to 2019 in kt CO <sub>2</sub> e. _____	23
<b>Figure 5.</b> Iceland's historical greenhouse gas emissions that fall under the Effort Sharing Regulation to 2018, and projected emissions in 2030 without the Action Plan, with the Action Plan and measures currently in preparation. _____	29
<b>Figure 6.</b> Breakdown of greenhouse gas emissions and sequestration in the Action Plan. _____	30
<b>Figure 7.</b> Summary of measures in Iceland's Climate Action Plan, indicating whether measures are in preparation, in progress or implemented. _____	32
<b>Figure 8.</b> A mapping of climate action capturing its two main categories of mitigation and adaptation measures. _____	36
<b>Figure 9.</b> Scenario map derived from stakeholder engagement. _____	42
<b>Figure 10.</b> Different emission paths of GHG emission based on the scenarios A, B, C, D and E without emissions or sequestration from LULUCF. _____	47
<b>Figure 11.</b> Different emission paths of GHG emission based on the scenarios A, B, C, D and E with sequestration from LULUCF but without LULUCF emissions. _____	48
<b>Figure 12.</b> Different emission paths of GHG emission based on the scenarios A, B, C, D and E with emissions and sequestration from LULUCF. _____	49







# Summary

The Paris Agreement encourages Parties to formulate and communicate long-term low greenhouse gas emission development strategies. This document enfoldes Iceland's first communication on its long-term strategy (LTS), to be updated when further analysis and policy documents are published on the matter.

Iceland is committed to reducing its overall greenhouse gas emissions and reaching climate neutrality no later than 2040 and become fossil fuel free in 2050, which should set Iceland on a path to net negative emissions. The goal of net zero emissions no later than 2040 was enacted into the Climate Act in June 2021, based on the Government Agreement from 2017.

Iceland has submitted an updated nationally determined contribution under the Paris Agreement, enhancing its commitment to at least 55% net greenhouse gas emissions reduction by 2030 compared to 1990, to be achieved by acting jointly with the European Union and its Member States and Norway.

In this document the foundation and various milestones that have been reached on the path to climate neutrality are described. Key documents and policies are introduced, such as Iceland's Climate Action Plan for emissions reduction of 40% by 2030 compared to 2005 levels, which was published in 2020, and Iceland's Energy Policy to 2050 that is based on the vision for sustainable energy future and aims towards a fossil fuel free future, where all energy production is of renewable origin in 2050. Insight is given into context and framing of overarching climate targets and commitments.

Iceland's emissions profile is in many ways unique and carbon sequestration in soil and vegetation will be a key measure to achieve climate neutrality. Thus, Iceland's approach to land use measures is of special importance. Iceland is working on extensive improvements in measurements and accounting of emissions and carbon sequestration to improve the knowledge base and minimise uncertainty in the LULUCF sector.

Icelandic authorities are supportive of innovation when it comes to new technology, such as exploring possibilities for carbon capture and storage. Attention is also being paid to adaptation planning to develop synergies between adaptation measures and mitigation measures. Iceland is currently developing a national adaptation plan based on Iceland's first adaptation strategy, adopted in September 2021.

For a society to reach the goal of climate neutrality all hands must be on deck and new strategies and measures need to be put in place to reach the target. It requires engagement of different groups of stakeholders and cooperation across governmental actors, industry partners, non-governmental organisations and municipalities. This includes public participation in building a robust strategy to ensure a just transition to a circular, competitive, climate neutral future.

In this document, a quick introduction is given to a stakeholder engagement study that took place in 2021 on pathways to a climate neutral Iceland in 2040. Scenarios on several pathways were modelled by a team of researchers based on the views and opinions expressed by participants in a stakeholder survey.

The transition to a climate neutral society requires strong commitment, planning and investment on all fronts. A climate neutral society will require reducing all emissions, keeping in mind their different sources and the variety of solutions applicable to each sector. Therefore it is likely that the way forward will be a combined set of different sectoral strategies and measures. The strategy needs to be flexible and to allow for new innovative solutions that might be found on the path to climate neutrality. The next step is to further the discussion on how to reach climate neutrality, e.g. using the results from the stakeholder study.

A just path to climate neutrality should involve all sectors, different stakeholders and the general public in the discussion and the decision making.

# 1. Introduction

The primary goal of the Paris Agreement is to limit the increase in the global average temperature to well below 2°C above pre-industrial levels, and to pursue efforts to limit the temperature increase to 1,5°C above pre-industrial levels. The Paris Agreement further stipulates that, to attain these objectives, it will be necessary 'to achieve a balance between anthropogenic emissions by sources and removals by sinks of greenhouse gases', that is net zero emissions, in the second half of this century. Recent scientific reports have further evidenced the importance of immediate and long-term climate action.<sup>1</sup>

The Paris Agreement encourages Parties to formulate and communicate long-term low greenhouse gas emission development strategies. This document is Iceland's first communication on its long-term climate strategy. Iceland is committed to reducing its overall greenhouse gas emissions and reaching climate neutrality no later than 2040 and become fossil fuel free in 2050, which should set Iceland on a path to net negative emissions. The goal of net zero emissions no later than 2040 was enacted into the Climate Act in June 2021, based on the Government Agreement from 2017.

Foundation has been laid for the long-term strategy and various milestones have been reached on the path towards the long-term goal of climate neutrality. A key document is Iceland's Climate Action Plan for emissions reduction of 40% by 2030, compared to 2005 levels, which was published in 2020. Carbon sequestration in soil and vegetation will be a key measure to achieve climate neutrality both in Iceland and globally, but also in technical solutions such as carbon sequestration, utilisation and mineralisation. Thus, Iceland's approach to land use measures is of special importance because of the country's unique land use emissions profile.

Iceland's Energy Policy to 2050<sup>2</sup> is based on the vision for sustainable energy and aims towards a fossil fuel free future, where all energy production is of renewable origin in 2050.

The success of the transition to a climate neutral society ultimately depends on the harmonious cooperation of many different actors. The challenge for the Government is to get a grip on this complexity, starting with a clarification of the supervision, roles and responsibilities of the national Government, local governments, private

---

<sup>1</sup> Adoption of the Paris Agreement. <https://unfccc.int/sites/default/files/resource/docs/2015/cop21/eng/10a01.pdf>

<sup>2</sup> Iceland's Energy Policy, presented 2nd of October 2020. Orkustefna til 2050: Skýr framtíðarsýn um sjálfbæra orkuframtíð. <https://www.stjornarradid.is/library/01--Frettatengt---myndir-og-skrar/ANR/Orkustefna/200327%20Atvinnuvegaraduneytid%20Orkustefna%20A4%20V5.pdf>





and public parties, and citizens. It will also involve a search for new methods of cooperation, both between the various levels of government and between the Government and civil society parties.

Analyses of how policy, instruments and measures promote a low-emission pathway up to 2050 are extremely important, bearing in mind the goal of climate neutrality no later than 2040. The first steps towards an analysis of measures and instruments have been taken and show that there are multiple pathways for achieving Iceland's climate neutral target for 2040.

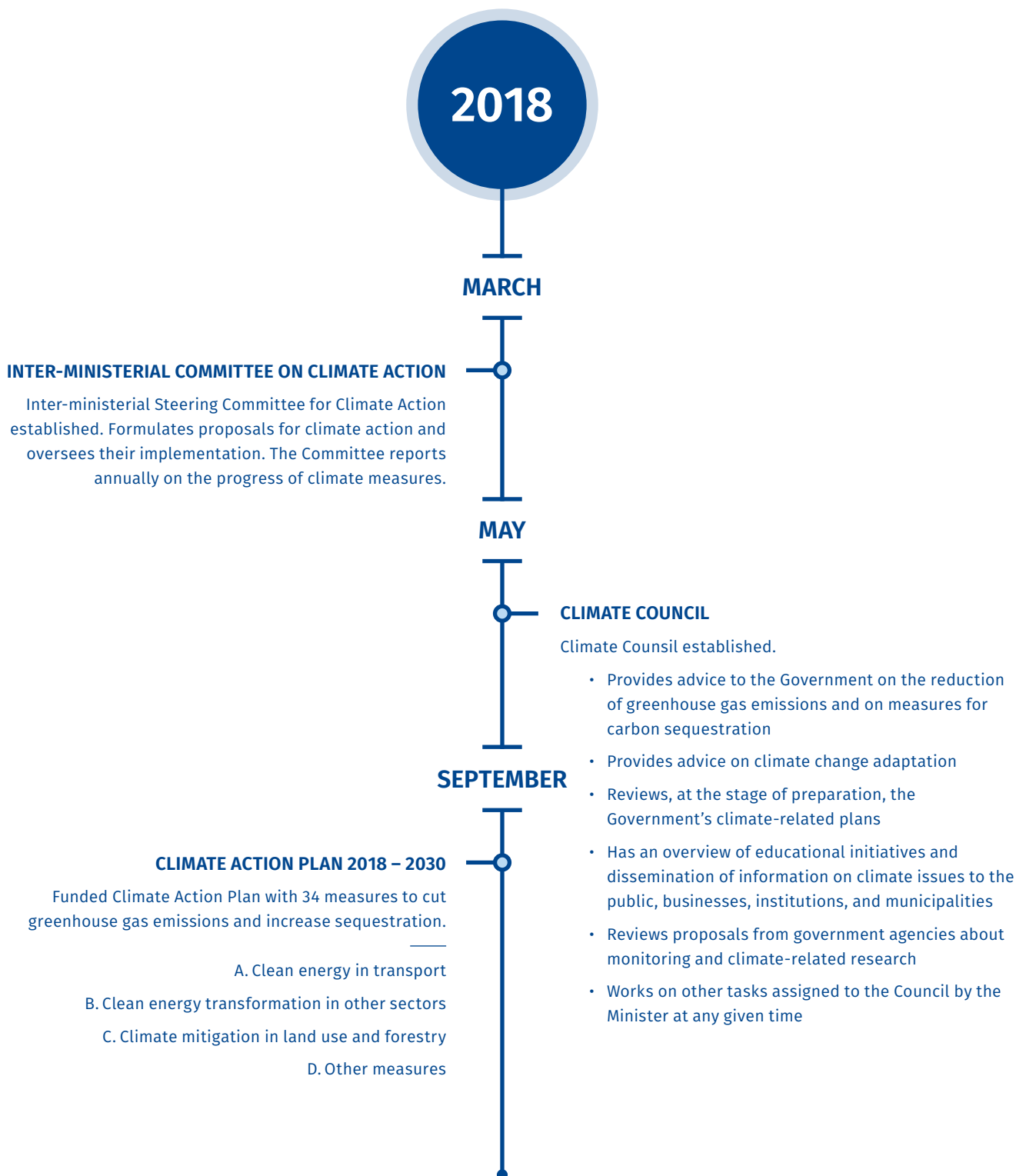
The task ahead is to integrate these various policies and action plans towards the further reaching common goal of climate neutrality. The main objective will be to develop a sound scientific basis for a framework for a long-term low emission development pathway in relevant sectors in Iceland, in line with its goals. The work ahead will outline pathways towards a low emission society and choices that can be made to promote a low emission pathway.

Stakeholder engagement and public consultation will be playing a pivotal role. Therefore, the long-term strategy communicated in this document should be seen as an initial step, to be revisited regularly.

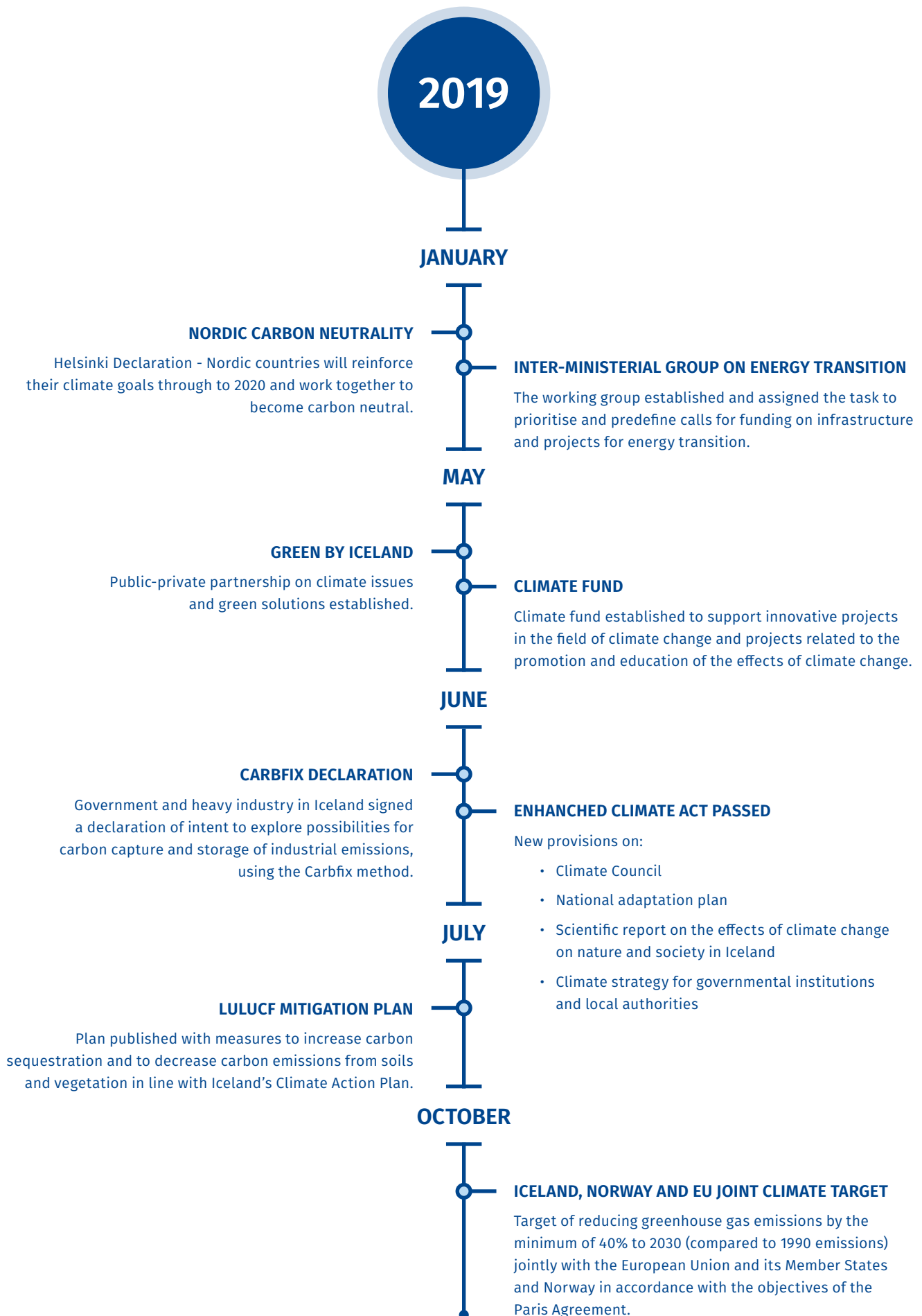
An overview of the main milestones that have been reached since 2017 on Iceland's path towards climate neutrality in 2040 are shown in the timeline below.

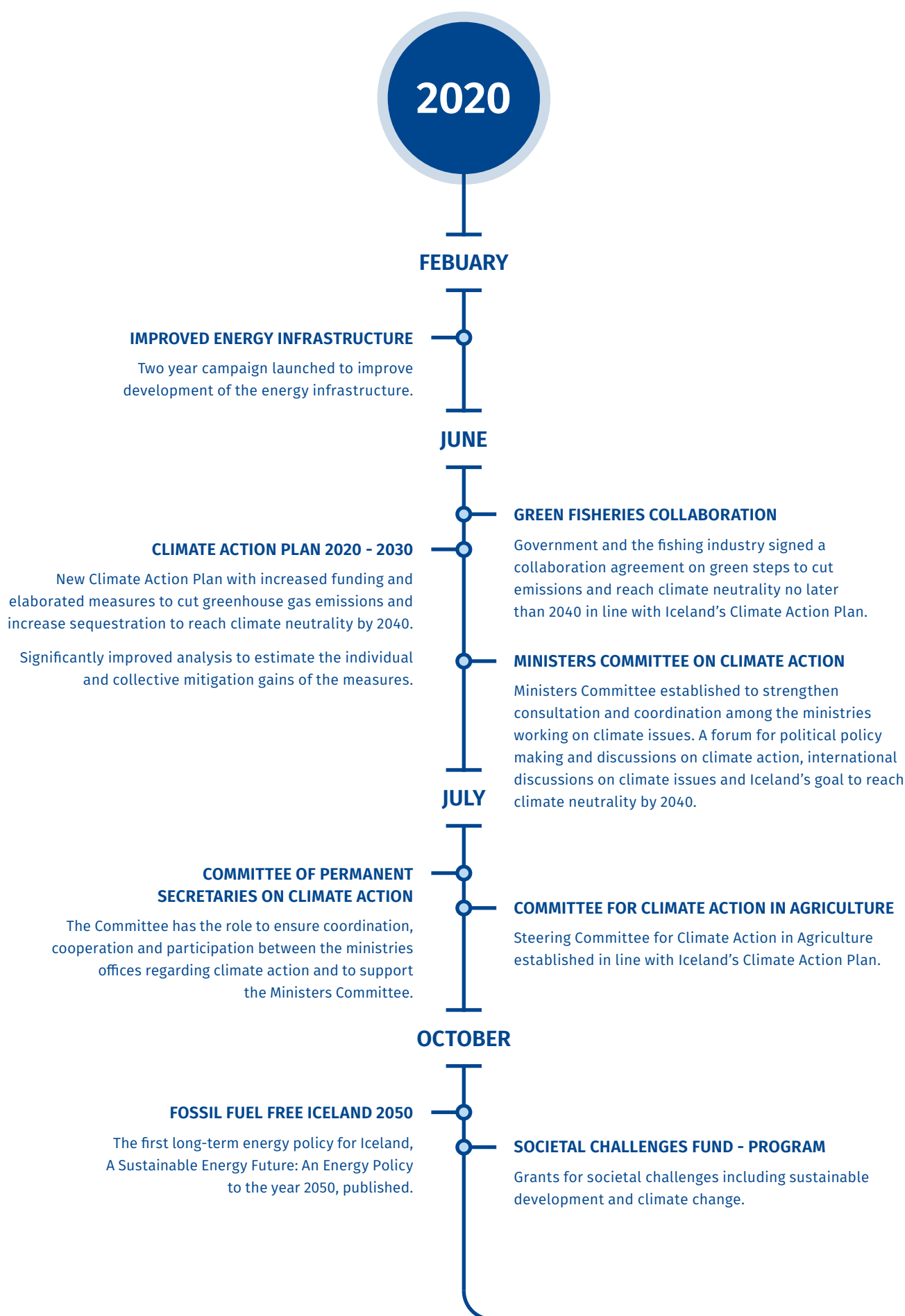
## Iceland's Path To Climate Neutrality By 2040

In November 2017 the goal of a climate neutral Iceland was introduced by the Government

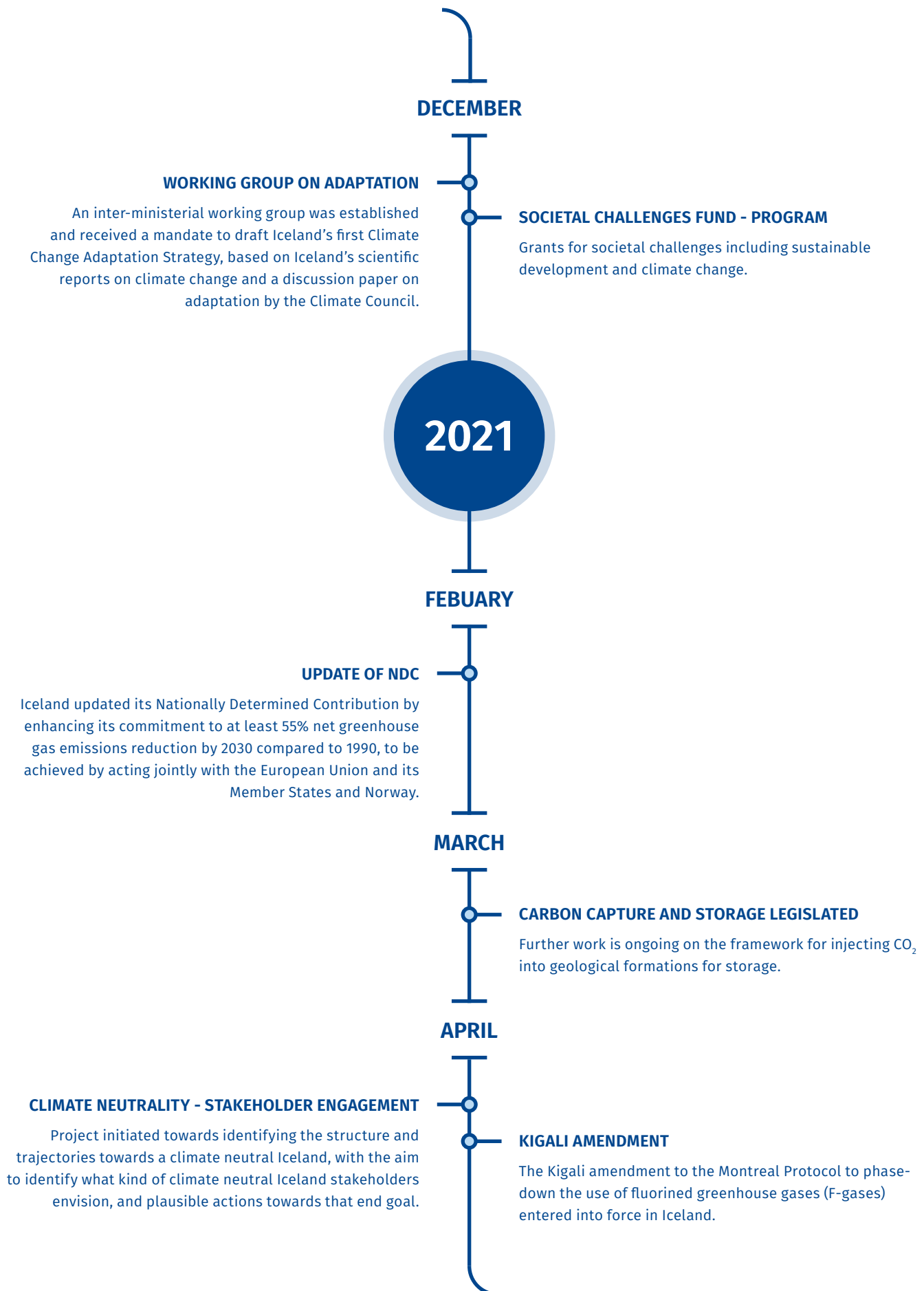


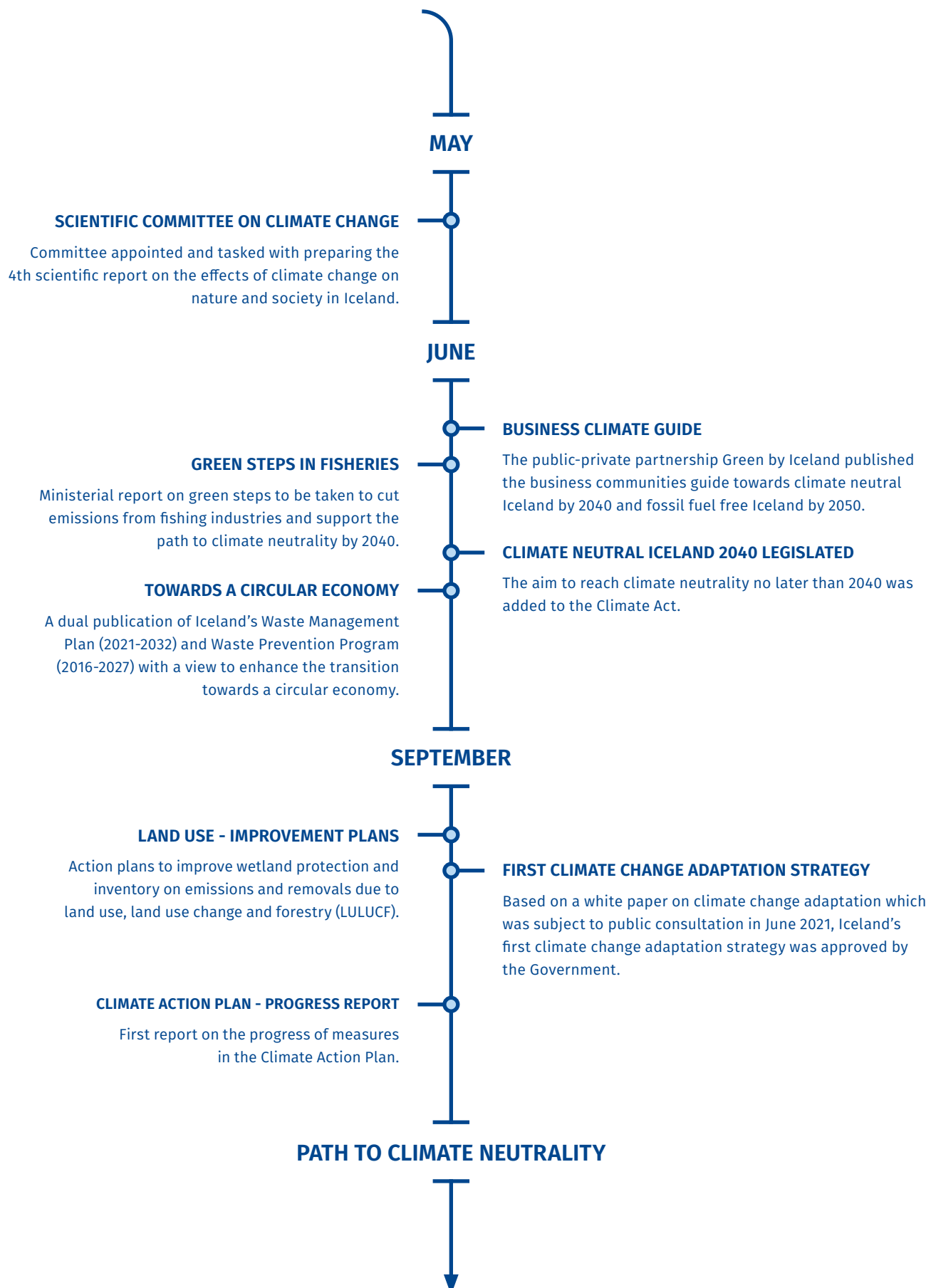

















## 2. Climate Neutral Iceland 2040

The global goal of a climate neutral future is the only option in terms of constructing a viable, forward-looking and prosperous society, leaving no one behind.

Iceland is committed to reducing its overall greenhouse gas emissions and in June 2021 the goal on climate neutrality no later than 2040 was enacted into the Climate Act, based on the Government Agreement from 2017.

More than one path can be taken towards a climate neutral future and there is more than one way to imagine a climate neutral society. A key aspect is the implementation and adoption of various measures to curb emissions. Climate neutrality will not be achieved only by a rapid decrease in emissions; increased carbon sequestration is necessary. A just transition, to a climate neutral society can only be achieved with all of society reaping the benefits.

Emissions from all major sectors, including energy, industry, transport, buildings and agriculture, land use and forestry will have to be reduced. In order to achieve climate neutrality, it is paramount to reduce emissions rapidly, but it is also clear that nature-based solutions with improved land use, increased ecosystem restoration and forestry will play an important role. Carbon sequestration in soil and vegetation will be a key measure to achieve climate neutrality both in Iceland and globally, but also through technical solutions such as carbon capture and storage, utilisation and mineralisation.

### 2.1 Context and framing

#### 2.1.1 National circumstances

Iceland is a constitutional republic with a multi-party parliamentary system of government. The Constitution was adopted on 17 June 1944, when the Republic was established. Legislative power is vested in Parliament (Althingi) and the president, in that bills of legislation are passed by Parliament and submitted to the president for confirmation by his or her signature. Upon such confirmation, the bill in question acquires the force of law. The Government must be supported by a majority of Parliament in order to remain in power. The president is the head of state and is elected for a term of four years by a direct vote of the electorate.



Iceland is located in the North Atlantic between Norway, Scotland and Greenland. It is the second-largest island in Europe and the third largest in the Atlantic Ocean, with a land area of some 103 thousand square kilometres, a coastline of 4,970 kilometres and a 200-nautical-mile exclusive economic zone extending over 758 thousand square kilometres in the surrounding waters.

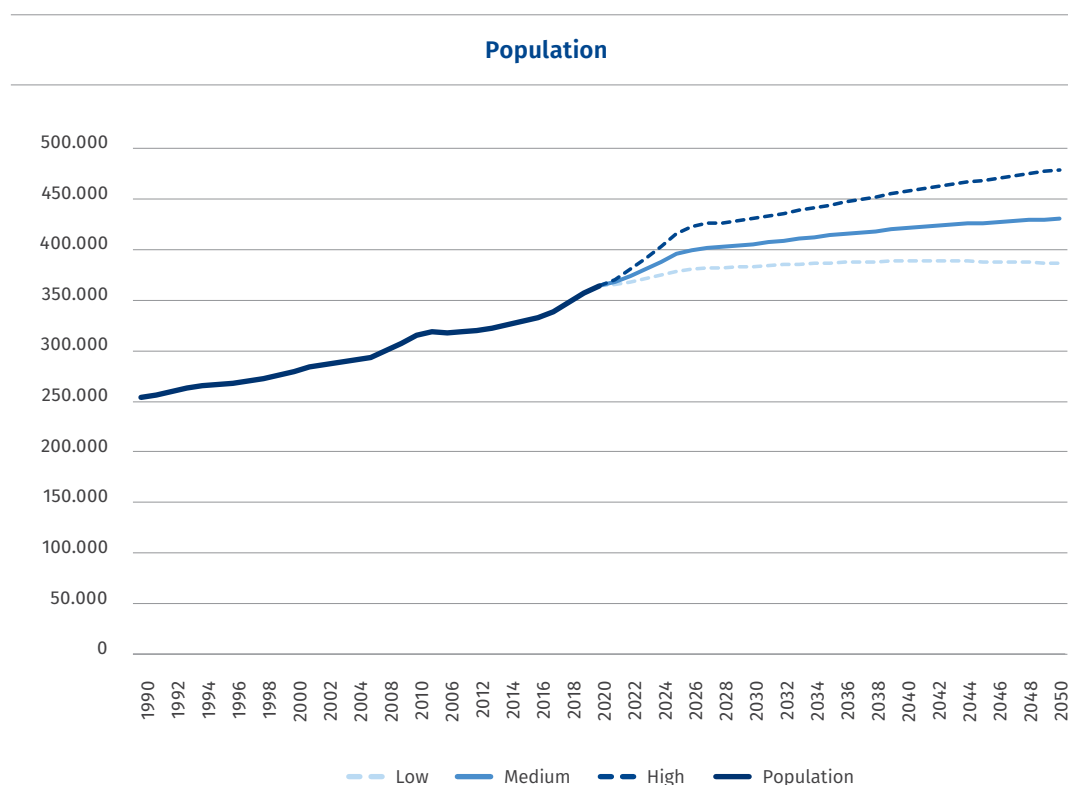


**Figure 1.** Geographic location of Iceland.

Iceland is situated just south of the Arctic Circle. The mean temperature is considerably higher than might be expected at this latitude. Relatively mild winters and cool summers characterize Iceland's oceanic climate. The average monthly temperature varies from -3 to +3 °C in January and from +8 to +15°C in July. Storms and rain are frequent, with annual precipitation ranging from 400 to 4000 mm on average annually, depending on location. The mild climate stems from the Gulf Stream and

attendant warm ocean currents from the Gulf of Mexico. The weather is also affected by polar currents from East Greenland that travel southeast towards the coastline of the northern and eastern part of Iceland.

The population of Iceland was around 364 thousand on 1 January 2020. With 3 inhabitants per square kilometre, Iceland is the least densely populated country in Europe. In 2000–2015, annual average population growth was 1.1%. Around 64% of the population (almost 235 thousand) live in the capital city of Reykjavík and its surrounding municipalities. Figure 2 shows Iceland's population 1990–2020 and three scenarios for population growth until 2050. The low estimate predicts that the population will reach almost 390 thousand in 2050, the medium estimate predicts 431 thousand and the high estimate predicts that the population will reach almost 480 thousand in 2050.<sup>3</sup>



**Figure 2.** Population 1st January each year 1990–2020, projected population 2021–2050 (source: Statistics Iceland).

<sup>3</sup> Statistics Iceland, 2021.

## 2.1.2 Overarching climate targets and commitments

Iceland's climate commitments relate to both the national targets on the path to a climate neutral society, defined in the Climate Act, and international commitments of reducing greenhouse gas emissions jointly with the European Union (EU) and its Member states and Norway in accordance with the objectives of the Paris Agreement. In October 2019 the EU, Iceland and Norway formally agreed to cooperate on reducing greenhouse gas emissions to reach the target of the Paris Agreement.

The agreement was set out in Joint Committee Decision No 269/2019, and stated that Iceland and Norway would be part of a collective delivery by European countries to reach a target of 40% reduction of greenhouse gas emissions by 2030 compared to 1990 levels and apply the key pieces of EU climate legislation accordingly. The agreement entails that a) Iceland will continue participation in the EU Emissions Trading Scheme and b) a target for emissions outside the EU-ETS will be set by the same methodology as applied to EU Member States. The target for Iceland within the collective delivery has been set at 29%. The intention to deliver the target in cooperation with the EU is stated in Iceland's first NDC.

In February 2021, Iceland submitted an updated nationally determined contribution under the Paris Agreement, enhancing its commitment to at least 55% net greenhouse gas emissions reduction by 2030 compared to 1990, to be achieved by acting jointly with the EU and its Member States and Norway. A target for emissions outside the EU ETS will be set by the same methodology as applied to EU Member States. The target for Iceland within the collective delivery of 55% has not been set.

The EU's climate policy is based on three pieces of legislation: 1) the Emissions Trading System (EU ETS), which is included in the EEA Agreement, 2) the Effort Sharing Regulation for emissions that fall outside the EU ETS, and 3) the Land Use, Land Use Change and Forestry (LULUCF) Regulation.

### **Effort Sharing Regulation (ESR) No 2018/842**

Under this regulation Iceland is committed to a reduction of 29% in non-ETS emissions in the period 2021-2030, relative to 2005. The target for the commitment period will be divided into annual targets, expressed in annual emissions allocation (AEA).

Annual greenhouse gas emissions reduction targets from non-ETS activities for Iceland for the period from 2021 to 2030 were set in 2020 by using the latest available greenhouse gas inventory data for 2005, 2016, 2017, and 2018 and after the European Commission's implementing act referred to in Article 4 of Regulation 2018/842 was adopted.



**LULUCF Regulation, No 2018/841**

LULUCF stands for land use, land use change and forestry and covers emissions by sources and removals by sinks in the land sector. Credits obtained under this Regulation can be used to reach the target for the non-ETS sector in accordance with the ESR up to a certain limit. The limit for Iceland is 0.2 million credits from LULUCF. Commitments and greenhouse gas emissions and accounting rules in the LULUCF sector for the period after 2020 are laid down by Regulation 2018/841, adopted into the EEA Agreement in accordance with the Decision of the EEA Joint Committee No 269/2019.

According to Article 4 of the Regulation, Iceland, making use of the provided flexibilities, shall ensure that the amount of greenhouse gas emissions accounted according to the accounting rules laid down in the Regulation does not exceed the amount of greenhouse gas removals accounted in accordance with the LULUCF Regulation.

**The European Emission Trading Scheme (EU ETS)**

As a party to the EEA Agreement, Iceland participates in the European Emission Trading Scheme (ETS) which covers greenhouse gas emissions from stationary installations and aviation operators. Emissions that fall outside of the ETS, and relevant climate-related regulations, do not fall under the provisions of the EEA Agreement. Under the revised EU ETS Directive, there are no differentiated caps by country as there is one single EU ETS cap that covers the EU Member States and the three participating non-EU Member States, the EFTA-states Norway, Iceland and Liechtenstein.

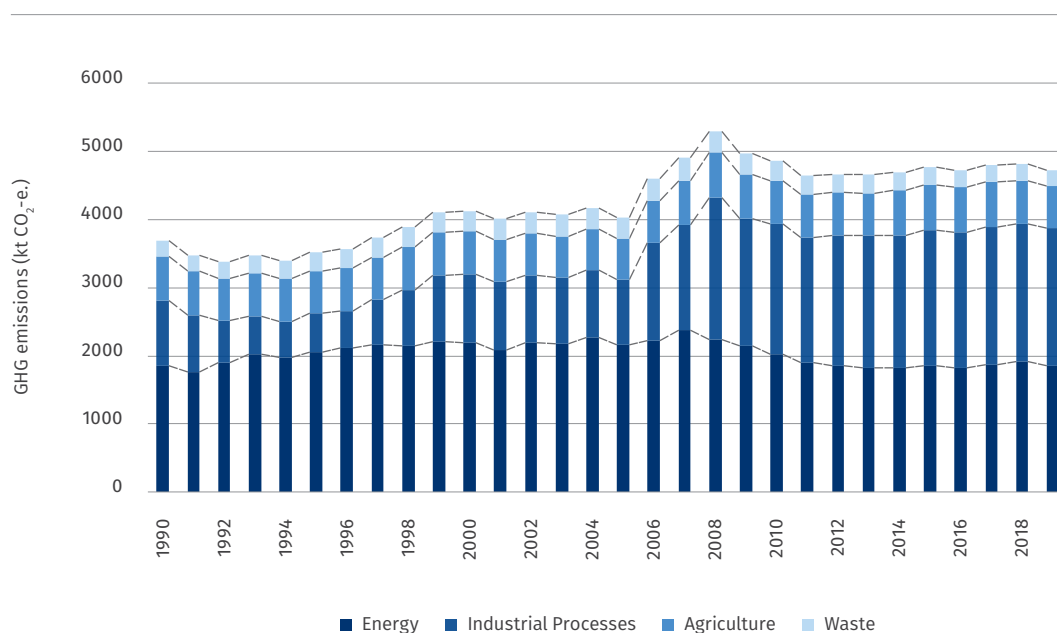
For allowances allocated to the EU ETS sectors, annual caps were set for the third trading period from 2013 to 2020; these decrease by 1.74% annually, starting from the average level of allowances issued by Member States for the second trading period (2008 to 2012). The annual caps imply interim targets for emissions reduction in sectors covered by the EU ETS for each year until 2020. Within the cap, companies receive or buy emission allowances, which they can trade with one another as needed. For the fourth trading period (2021 to 2030) the cap on emissions continues to decrease annually at an increased annual linear reduction rate of 2.2% annually.

Operators can also buy limited amounts of international credits from emission-saving projects around the world. The limit on the total number of allowances available ensures that they have a value. After each year a company must surrender enough allowances to cover all its emissions, otherwise heavy fines are imposed. If a company reduces its emissions, it can keep the spare allowances to cover its future needs or else sell them to another company that is short of allowances.

### 2.1.3 Iceland's emissions profile – historical perspective

Iceland's emissions profile is in many ways unusual. Almost all heating and electricity generation is provided for by renewables; hydro- and geothermal energy. The biggest source of emissions (not counting LULUCF) is industrial processes, mainly from aluminium and ferrosilicon production, that fall under the EU ETS. In 2019 38% of Iceland's emissions, without LULUCF, fell under the EU ETS. Other sectors with the highest share of emissions were road transport, agriculture, fisheries and waste management (see Figure 3).

Detailed information on Iceland's greenhouse gas emissions and removal is available in Iceland's submitted 2021 National Inventory Report (NIR)<sup>4</sup>. Iceland's total greenhouse gas emissions in 2019 were 4,722 kt. carbon dioxide equivalents (CO<sub>2</sub>e) without LULUCF, and 13,794 kt. CO<sub>2</sub>e with LULUCF.



**Figure 3.** Emissions of GHG by sector, without LULUCF from 1990 to 2019 in kt CO<sub>2</sub>e.

<sup>4</sup> [https://ust.is/library/Skrar/NIR%202021\\_15%20april\\_UNFCCC\\_submission\\_FINAL.pdf](https://ust.is/library/Skrar/NIR%202021_15%20april_UNFCCC_submission_FINAL.pdf)



Total greenhouse gas emissions, excluding LULUCF, increased by approximately a third since 1990, mostly due to the expansion of the metal production industry. Emissions from the energy sector were dominated by fuel combustion in road transport and fishing, whereas the emissions due to electricity production and district heating were relatively small and almost exclusively linked to CO<sub>2</sub> emissions from geothermal power plants. Annual emissions have seen an overall decline since 1990 from commercial fishing, with CO<sub>2</sub> emissions reducing by approximately a quarter over the time series. Emissions from both domestic flights and navigation have also declined since 1990.

**Energy:** Iceland ranks first among OECD countries in the per capita consumption of primary energy. However, the proportion of domestic renewable energy in the total energy budget is approximately 85%, which is a much higher share than in most other countries, with close to 100% of the energy demand covered by hydrothermal-, geothermal- and wind energy. The cool climate and sparse population call for high energy use and transport. Together with road transport, fisheries also dominate emissions in the energy sector.

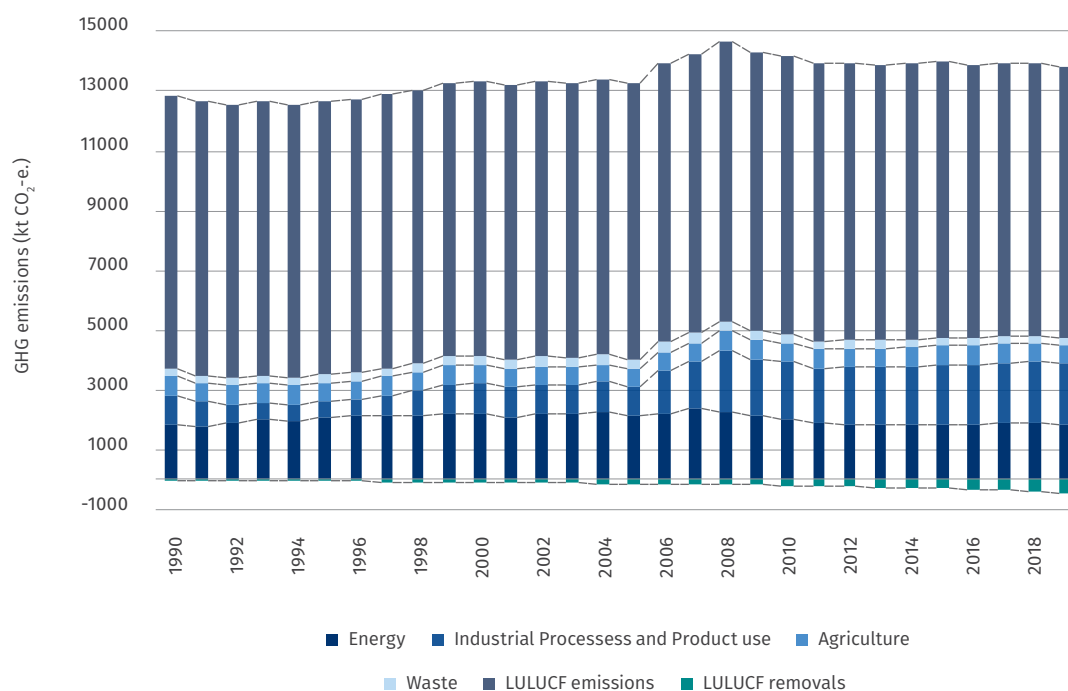
**Industrial Processes:** Emissions from industrial processes and product use in Iceland fall mostly under the EU Emission Trading System (EU ETS), where the main sources are aluminium and ferroalloy production. The availability of renewable energy like hydropower in Iceland allows the metal industry to lower emissions of CO<sub>2</sub> per ton of metal produced compared to the use of fossil fuels for energy generation. About 15% of emissions in this sector are in the form of fluorinated greenhouse gases (F-gases).



**Agriculture:** Emissions are dominated by agricultural soils and enteric fermentation across the time series. Approximately 60% of emissions from enteric fermentation are from cattle, whereas the second and third most significant livestock categories are sheep and horses.

**Waste:** Emissions from waste increased from 1990 to 2007 due to solid waste disposal and increased composting, and then decreased to reach similar levels of 1990. Emissions from waste are dominated by solid waste disposal and wastewater treatment activities.

**LULUCF:** Overall, the LULUCF sector results in net emissions which are greater than all other sectors combined. This is primarily due to emissions from grassland, wetlands and cropland. LULUCF emissions have remained relatively constant since 1990.



**Figure 4.** Emissions of GHG by sector, with LULUCF from 1990 to 2019 in kt CO<sub>2</sub>e.

Estimates of LULUCF emissions are subject to great uncertainty, higher than for any other sector of emissions. The uncertainty applies both to the assessment of emissions and sequestration.

Emissions from land use, changed land use and forestry in Iceland are proportionally high in total emissions compared to other countries. It will be important to elaborate on this aspect in relation to climate neutrality when more knowledge becomes available. In order to address this uncertainty, extensive work is being undertaken (see section 3.2).

#### 2.1.4 Scope

Setting a goal of reaching climate neutrality requires a concise description of key parameters: sectors, gases, benchmarks, accounting rules, timeframe etc. Designing the path to reach the goal of net zero emissions within a few decades is bound to be a huge undertaking for almost any country, and it will require ambitious and effective measures to reach that goal. However, it is important that the parameters associated with the goal are clearly defined and transparent.

Iceland's goal of climate neutrality extends to the seven greenhouse gases consistent with the Paris Agreement. To achieve net zero emissions, it is considered necessary to significantly reduce all of them.

They are as follows:

- 
- Carbon dioxide - CO<sub>2</sub>
  - Methane - CH<sub>4</sub>
  - Nitrous oxide - N<sub>2</sub>O
  - Hydrofluorocarbons - HFCs
  - Perfluorocarbons - PFCs
  - Sulphur hexafluoride - SF<sub>6</sub>
  - Nitrogen trifluoride - NF<sub>3</sub>
-

In national emissions accounting, emissions and sequestration are divided into the following sectors according to their source. All the sectors fall under Iceland's goal of climate neutrality:

- 
1. Energy
  2. Industrial processes and chemical / product use (IPPU)
  3. Agriculture
  4. Waste
  5. Land use, land use change and forestry (LULUCF)
- 

As stated above, it is important to elaborate on the high proportion of LULUCF emissions in total emissions in Iceland and the significant uncertainty of their estimate in defining the path towards net zero emissions.





## 3. Iceland's Climate Policies and measures

Iceland's mitigation measures seek to reduce greenhouse gas emissions while ensuring sustainable growth and a just transition and providing synergies with other environmental goals, such as improving air quality, a circular economy, and protecting biodiversity.

The Climate Action Plan is Iceland's main instrument to reach its commitments under the Paris Agreement, specifically its emissions reduction goals for 2030. The plan is also intended to help reach the Government's ambitious aim to make Iceland climate neutral no later than 2040.

A road to climate neutrality relies on an array of crosscutting policies, such as Iceland's recent Waste Management Plan and Waste Prevention Program which promote a circular economy.<sup>5</sup> The transition is already underway with the participation of different stakeholders and growing public awareness.

### 3.1 Iceland's Climate Action Plan

The Icelandic Government presented a new Climate Action Plan in September 2018. The Action Plan was a watershed, as it was the first long-term comprehensive plan that was fully funded, with substantial increase in government funding of key measures in climate mitigation. An updated version of the Climate Action Plan was presented in June 2020, containing new and elaborated measures and increased funding. The updated Action Plan also contained significantly improved analysis to estimate the individual and collective mitigation gains of the measures presented. All in all, the Climate Action Plan now contains 50 measures aimed at reducing greenhouse gas emissions and increasing carbon sequestration. The updated Action Plan reflected comments and suggestions received, and the conclusions of a consultation process with stakeholders and civil society. Emphasis is placed on implementing measures immediately; in 2021 all but 3 measures have already been set in motion.

Emphasis is placed on a rapid clean energy transition in transport and increased efforts in the LULUCF sector, where Iceland has great mitigation potential in

---

<sup>5</sup> Iceland's Waste management Plan and Waste Prevention Program. 2021. <https://www.stjornarradid.is/library/02-Rit--skyrslur-og-skrar/Stefna%20um%20me%C3%B0h%C3%B6ndlun%20%C3%BArgang%202021-2032%20090621.pdf>



afforestation, revegetation and wetland reclamation. There is special emphasis on measures in these two fields, rationalised by the fact that Iceland has significant mitigation potential in these fields and by economic findings showing that measures in these fields are cost efficient. Iceland has already achieved an almost complete energy transformation from fossil fuels to renewables in electricity production and heating and now there are technological options for electrification of transport, of which Iceland is well placed to take advantage, with an ample supply of electricity from renewables. Iceland has great potential for carbon sequestration by afforestation and revegetation, and possibilities to stop legacy emissions inter alia from drained wetlands.

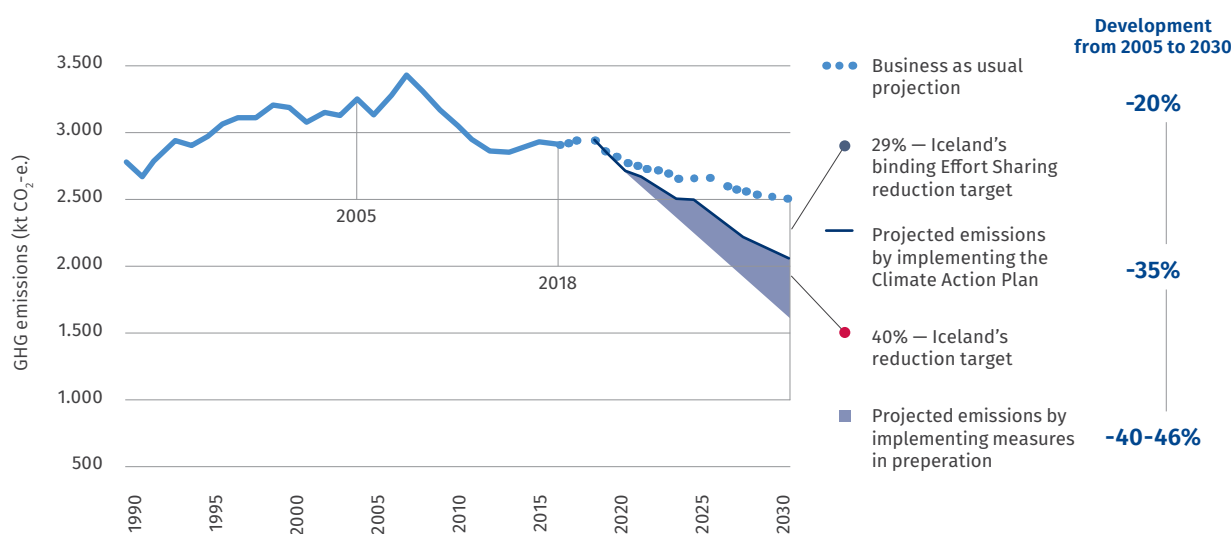
The Climate Action Plan addresses all major sources and sinks, and outlines climate mitigation measures in transport, fisheries, energy, industry, chemicals, agriculture, waste management and LULUCF. Part of the plan's approach to emissions from industry involves compliance with the Kigali amendment to the Montreal Protocol to phase down the use of fluorinated greenhouse gases (F-gases) which Iceland ratified in 2021.

According to analysis, measures in the updated version of the Climate Action Plan will lead to a decrease of emissions in 2030 by more than one million tons of CO<sub>2</sub> equivalents compared to 2005 in sectors that fall under the EU Effort Sharing Regulation –(ESR): transport, agriculture, fisheries, waste management etc. This means that Iceland should meet its current climate commitments for a 29% reduction in ESR emissions from 2005 levels, as analysis indicates that Iceland should be able to reduce emissions in these sectors by 35% by implementing the actions outlined in the Plan. In addition to this, actions currently in preparation are estimated to result in an additional cut in emissions of 5-11%, for a total decrease of 40-46%.





**With the 2020 Climate Action Plan Iceland expects to achieve a substantial reduction in greenhouse gas emissions — still greater reduction is aimed at through additional measures currently in preparation.**

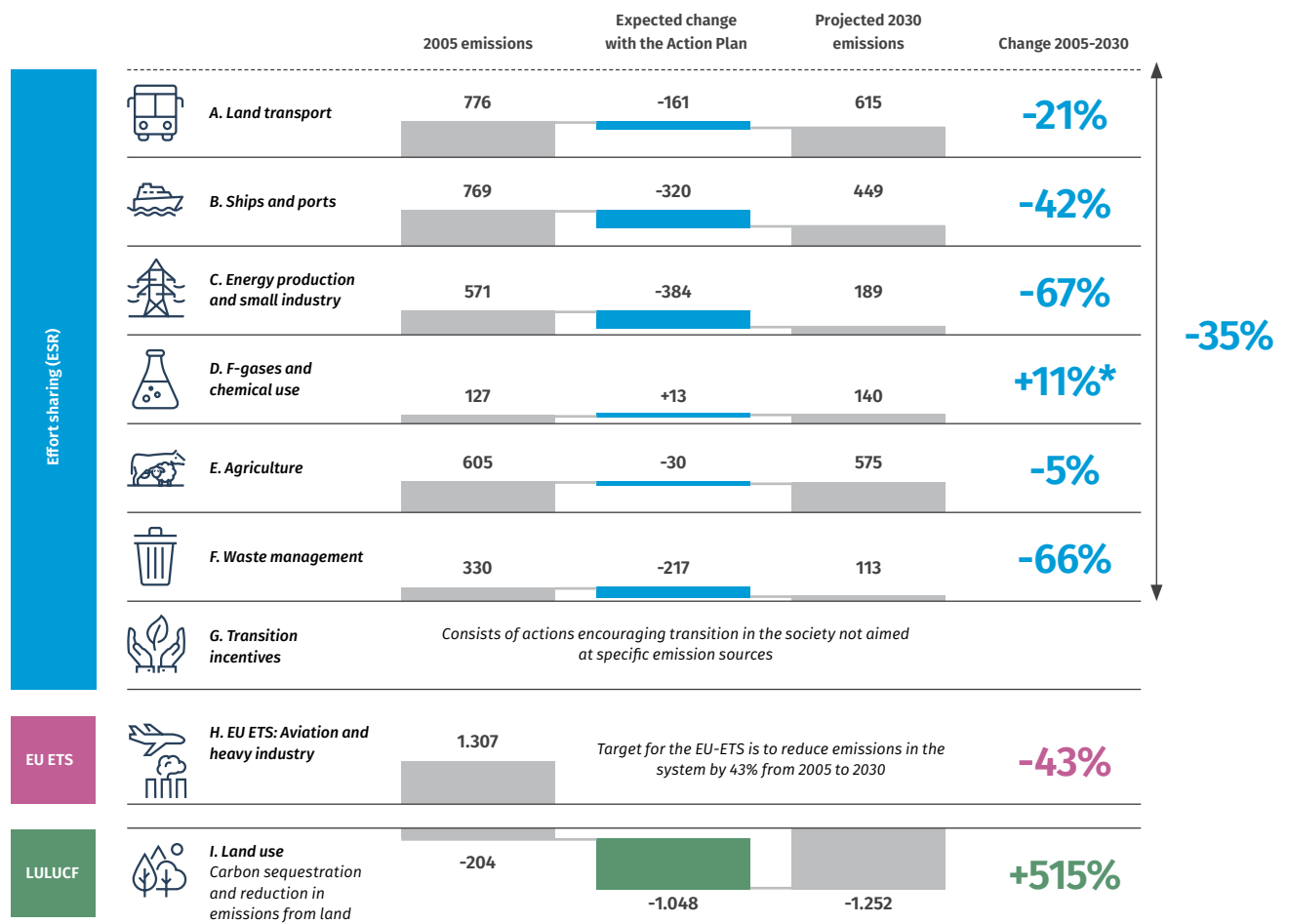


**Figure 5.** Iceland's historical greenhouse gas emissions that fall under the Effort Sharing Regulation to 2018, and projected emissions in 2030 without the Action Plan, with the Action Plan and measures currently in preparation.

Because climate change respects neither borders nor emissions accounting, it is important to address greenhouse gas emissions regardless of their sources and nature of commitments. The Action Plan takes this into consideration and aims to address all significant sources and sinks. Figure 7 shows the expected success of the measures and how they relate to Iceland's commitments. For instance, under land use, carbon sequestration and wetlands restoration will lead to greatly increased benefits, more than 500% compared to 2005 levels. These measures play an important role in achieving Iceland's goal of climate neutrality no later than 2040.

**Estimated reduction 2005-2030 in Iceland's emissions under the Effort Sharing Regulation**  
**– carbon sequestration will be greatly increased through better land- use**

**Annual greenhouse gas emissions and carbon sequestration by category, 1000 tonnes of CO<sub>2</sub> equivalents**



**Figure 6.** Breakdown of greenhouse gas emissions and sequestration in the Action Plan.










In addition, many parties at national level other than the Government have taken initiatives in combating climate change: municipalities, private sector companies and other actors. These initiatives are expected to result in a reduction in greenhouse gas emissions in Iceland's emissions accounting. Supporting such initiatives is important as government actions alone will not suffice to successfully counter climate change.

The Action Plan takes into account the UN Sustainable Development Goals, which were universally adopted in September 2015, and require the participation and cooperation of numerous and diverse stakeholders. As technology advances rapidly, new and more cost effective ways to reduce emissions can be expected to emerge. The Climate Action Plan must therefore be in continuous development.


The Action Plan will be assessed in terms of its impact on different income groups and analysed in terms of costs and benefits, including the macroeconomic impacts of measures. It is important to ensure that climate action supports efforts towards a just transition.

## The Climate Action Plan includes a total of 50 measures, divided into three parts


### Measures to reduce Iceland's Effort Sharing emissions (ESR)<sup>1</sup>

	A. Land transport	A.1 Infrastructure for active mobility		A.2 Incentives for active mobility		A.3 Encouraging public transport	
		A.4 Incentives for low- and zero emissions vehicles	A.5 Infrastructure for low- and zero emissions vehicles		A.6 Energy transition legislation and regulations		A.7 Ban on new registration of diesel and gasoline vehicles after 2030
		A.8 Energy transition in heavy transport		A.9 Low emissions rental cars		A.10 Low emissions vehicles in government and state enterprises	
	B. Ships and ports	B.1. Energy transition in fisheries	B.2 Electrical infrastructure in ports	B.3 Ban on use of heavy fuel oil	B.4 Energy transition of ferries		B.5 Energy transition of state-owned vessels
	C. Energy production and small industry	C.1 Carbon capture from geothermal power plants			C.2 Electrification of fishmeal production plants		
		C.3 Climate impact of the construction industry		C.4 Domestic renewable fuels	C.5 Energy transition in manufacturing industries		
	D. F-gases and chemical use	D.1 Regulation of F-gases			D.2 Taxation of F-gases		
	E. Agriculture	E.1 Climate-friendly agriculture		E.2 Carbon neutral beef production		E.3 Increased domestic vegetable production	
		E.4 Improved use and handling of fertilisers			E.5 Improved feeding of livestock to reduce enteric fermentation		
	F. Waste management	F.1 Landfill tax		F.2 Ban on the landfilling of organic waste		F.3 Reduction in food waste	
	G. Transition incentives	G.1 Carbon tax	G.2 Climate fund		G.3 Environmental data reporting		G.4 Information on climate change for the public
		G.5 Climate education in schools	G.6 Climate impact assessment of legislation		G.7 Issuing of green bonds		G.8 Sustainable public procurement
		G.9 Climate strategy of Government Offices		G.10 Climate strategy of other public agencies			G.11 Climate action planning

### Measures to reduce emissions in connection with EU-ETS<sup>2</sup>

	H. EU ETS: Air transport and heavy industry	H.1 Carbon capture from heavy industry	H.2 Updated Regulation under the Emissions Trading System	H.3 Participation in international system for reducing air transport emissions

### Measures to reduce emissions and increase carbon sequestration through improved land use, land use change and forestry (LULUCF)<sup>3</sup>

	I. LULUCF	I.1 Enhanced action in forestry	I.2 Enhanced action in land reclamation	I.3 Recovery of wetlands	I.4 Wetlands conservation	I.5 Improved mapping of grazing land and land use	I.6 Improvement plan for the LULUCF inventory

3 in preparation 17 in progress 30 implemented

**Definitions** | **In preparation:** Preparation of the measure is underway, including situational analysis and mapping. | **In progress:** Work is well underway to implement the measure and many aspects are well under way. | **Implemented:** The measure has been implemented and/or completed.

<sup>1</sup> ESR: Effort Sharing Regulation. Regulation on joint fulfilment. Effort Sharing emissions with binding annual greenhouse gas reduction targets for each state.

<sup>2</sup> EU-ETS: EU - Emissions Trading System. | <sup>3</sup> LULUCF: Land Use, Land-Use Change, and Forestry.

**Figure 7.** Summary of measures in Iceland's Climate Action Plan, indicating whether measures are in preparation, in progress or implemented.



The Climate Act ensures regular follow-up on the Government's climate effort. According to the Climate Act the Government shall, in consultation with stakeholders, review and update the Climate Action Plan every fourth year, based on international commitments and the Government's goals. Climate measures shall be developed and put in motion by an inter-ministerial committee. The committee shall also prepare a yearly progress report on the status of implementation of the climate plan and its measures, emissions development and whether or not the development is in accordance with the Climate Plan.

## 3.2 Land use measures

LULUCF is a cornerstone in Iceland's climate mitigation policy and a key element of Iceland's Climate Action Plan<sup>6</sup>. The LULUCF sector is a key to Iceland's climate neutrality 2040 goal, and in 2019 the Icelandic Government published a LULUCF mitigation plan<sup>7</sup> outlining specific LULUCF policies and measures to be taken in the period up to 2022.

Iceland's climate measures emphasise the reduction of emissions and the increase of carbon sequestration in land use by the restoration of woodlands and wetlands, revegetation, and afforestation. These measures play a role in Iceland meeting the 2030 commitments, but also an important role in achieving Iceland's goal of climate neutrality by 2040.

Iceland is working on extensive improvements in measurements and accounting of emissions and carbon sequestration in the LULUCF sector. In September 2021 an improvement plan on measures to be taken to improve Iceland's greenhouse gas inventory was published. Improved scientific knowledge and accounting should provide more accurate estimates and improve the knowledge base for estimating the effect of different policies and measures and thereby provide a better basis for long-term projections.

## 3.3 Carbon capture and storage

In March 2021, a legislation that transposes the EU Directive 2009/31/EC of carbon capture and storage into Icelandic legislation, was passed by the parliament of Iceland, Alþingi. In June 2019 the Government and heads of heavy industry operators in Iceland signed a declaration of intent to explore possibilities for carbon capture and storage of industrial emissions based on the collaborative research project CarbFix that is led

---

<sup>6</sup> Iceland's Climate Action Plan, June 2020: <https://www.stjornarradid.is/library/02-Rit--skyrslur-og-skrar/Adger-daaetlun%20i%20loftslagsmalum%20onnur%20utgafa.pdf>

<sup>7</sup> LULUCF Mitigation Plan (Bætt landnýting í þágu loftslagsmála): <https://www.stjornarradid.is/lisalib/getfile.aspx?itemid=f8c0433d-9cca-11e9-9443-005056bc4d74>

by Reykjavík Energy. The legislation and further work on the legal framework for CCS in Iceland aims to enable the use of the CCS opportunities in order to reach climate neutrality.

## 3.4 Energy Policy to 2050

In the beginning of October 2020, the Icelandic Government presented a new Energy Policy to 2050<sup>8</sup> based on the vision for a sustainable energy future. Amongst other things, the vision states that in 2050 all energy production will be of renewable origin. Energy use should be sustainable in a way that benefits society and the public in general. Iceland should be leading in sustainable energy production and clean energy transition. Consensus should be achieved on the balance between nature protection and utilisation of energy resources.

Iceland's Energy Policy to 2050 main aims are:

- Energy needs are fulfilled
- Infrastructure is solid and shock-resistant
- More diverse energy system
- Iceland is independent of fossil fuels; clean energy transition on land, at sea and in the air
- Improved energy efficiency and energy loss minimized
- Resource streams are multi-use
- Nature conservation is taken into account in energy utilization
- Environmental impact is minimized
- Sustainable utilization of energy resources
- The nation benefits from energy resources
- Energy market is active and competitive
- Equal access to energy throughout the country

<sup>8</sup> Iceland's Energy Policy, presented 2nd of October 2020. Orkustefna til 2050: Skýr framtíðarsýn um sjálfbæra orkuframtíð. <https://www.stjornarradid.is/library/01--Frettatengt---myndir-og-skrar/ANR/Orkustefna/200327%20Atvinnuvegaraduneytid%20Orkustefna%20A4%20V5.pdf>



### 3.5 A transition to a circular economy

Iceland's Waste Prevention Program (2016-2027) and Waste Management Plan (2021-2032) are important mechanisms on the road to climate neutrality. One of the five core goals of the Waste Prevention Program is to cut greenhouse gas emissions with ongoing and pipelined focus areas with clear mitigation co-benefits, e.g. food waste, textile sustainability, and sustainable construction. Moreover, a pillar of the Waste Management Plan is to reduce greenhouse gas emissions from waste and to work towards a climate neutral Iceland.

Iceland has already seen a significant reduction in emissions from waste management through a decrease in the use of landfills, increased recycling and rise in the use of methane from landfills.

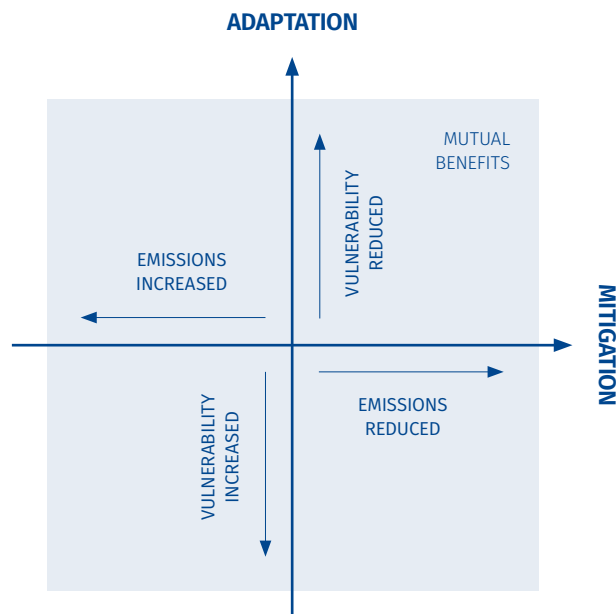
### 3.6 Climate change adaptation

Building the climate resilience of societies and ecosystems is a part of the big picture vision for a climate neutral Iceland not later than 2040. Iceland emphasises nature-based solutions which help build climate resilience for communities and ecosystems vulnerable to for instance climate-induced natural hazards.

Iceland is currently developing its first national adaptation plan based on a white paper on climate change adaptation and Iceland's first adaptation strategy.<sup>9</sup> One of Iceland's policy aims and an objective for its adaptation planning is to develop synergies between adaptation measures and mitigation measures. Figure 8 captures the potential for such synergies with mitigation measures on the right side of the x-axis and adaptation measures on the top part of the y-axis, creating an area in the top right corner representing exceptionally beneficial measures with either mitigation or adaptation co-benefits. Iceland has identified nature-based solutions as one of the main opportunities to facilitate such synergies. Thus, a part of Iceland's long-term goal for net zero emissions is the strategic implementation of adaptation measures with mitigation co-benefits.

---

<sup>9</sup> <https://www.stjornarradid.is/efst-a-baugi/frettir/stok-frett/2021/09/10/Stefna-um-adlogun-samfelagsins-ad-ahrifum-loftslagsbreytinga-gefin-ut/>



**Figure 8.** A mapping of climate action capturing its two main categories of mitigation and adaptation measures.

### 3.7 National consultation processes

Public consultation is a key element in decision and policy making in Iceland and is conducted in numerous ways. To increase transparency and opportunities for the public and stakeholders to participate in policy making, regulatory work or public decision making, the Government uses an online consultation portal. Additionally, various other types of consultation processes are used such as informal and formal meetings with key stakeholders, brainstorming sessions, participation of stakeholders in committee work, direct invitation to comment during different work phases etc.

For instance, the recently added provisions to the Climate Act, legally formalising Iceland's goal for climate neutrality, were welcomed in stakeholder submissions to the consultation portal along with useful discussions and suggestions for its implementation.



In 2020, Iceland's Climate Council published a discussion paper on the Government's intent to aim for net zero emissions. The Climate Council was established in 2018 and was given a legal basis with an amendment to the Icelandic Climate Act in 2019. The Council members are various stakeholders from different economic sectors, civil society, and academia and the Council has the status of an independent body whose role is to hold authorities accountable and provide advice on policy objectives and specific measures related to climate change. According to the Climate Act, the Climate Council shall inter alia review, at the stage of preparation, the Government's climate-related plans, and thus it represents an important formalised avenue for policy consultation. Another platform for discussions on Iceland's goal for climate neutrality is Green by Iceland, established in 2019 by the Government and the Icelandic business sector for cooperation on climate issues and green solutions.

In addition to the above consultation processes, Iceland's path to climate neutrality has been informed by a stakeholder engagement study, which was initiated by the Government and carried out by a team of researchers. A random sample of Icelandic individuals were invited to participate in a survey and group workshops on climate change and mitigation in order to inform system dynamic modelling for the visualisation of different ways for Iceland to reach net zero emissions. The objective and outputs of the study are further elaborated in section 4, but the Government aims to further expand participation of different stakeholders in the strategic work in order to create a common vision describing the different measures needed and their implications for Iceland.

## 3.8 Public expenditure for domestic climate action

Iceland's climate funding includes direct contributions to climate action, expenditure for changed travel habits, tax incentives and additional funding.

In 2018, the Government issued a funded Climate Action Plan that marked a turning point in combatting climate change in Iceland. These fiscal measures set a new high for climate-related spending and which was further increased along with the updated Climate Action Plan in 2020. Based on the Government's fiscal plan for 2022-2026, direct contributions for climate action will be 2-2.6 billion ISK annually in the period 2022-2026. Moreover, climate funding will be increased annually by 1 billion ISK in the period 2022-2031, in order to finance Iceland's enhanced goals on climate change mitigation. Expenditure for changed travel habits and tax incentives are additional to the aforementioned spending.<sup>10</sup>

---

<sup>10</sup> Fjármálaáætlun 2022-2026 (e: Iceland's Fiscal Plan 2022-2026). <https://www.stjornarradid.is/library/02-Rit--skyrslur-og-skrar/Fj%c3%a1rm%c3%a1la%c3%a1%c3%a6tlun%20222026.pdf>



Specifically, additional spending is foreseen in the fields of nature-based solutions, agriculture, energy transition and sustainable transport.

Funding has been significantly increased to improve scientific knowledge and minimise uncertainty and to strengthen Iceland's national inventory and reporting system of emissions and carbon sequestration.

### **3.8.1 Policies and measures for related research, development and innovation**

The Government aims to support strategic programming for climate-related research and innovation to underpin and catalyse climate action in Iceland. Specifically, support has been focused on basic research on climate-related processes to insure a strong scientific foundation for decision making on mitigation and adaptation measures. This research funding targets improvements of accounting of emissions and sequestration in the LULUCF sector, inter alia in alignment with Iceland's Science and Technology Strategy.<sup>11</sup> Funds are also allocated through strategic funding via the Climate Fund, Societal Challenges Fund Program with grants for projects on sustainable development and climate change, as well as the Energy Fund, which focuses on measures to cut emissions from fossil fuels.<sup>12</sup>

Iceland has developed and funded an improvement plan on measures to be taken to improve Iceland's greenhouse gas inventory. Improved scientific knowledge and accounting should provide more accurate estimates and improve the knowledge base for estimating the effect of different policies and measures.

The Climate Fund, established by law in 2012 and operationalised in 2019, primarily supports projects in the field of green technology innovation that aim at strengthening research and development related to the introduction of new climate-friendly technology solutions and design and public education related to the impact of climate change.<sup>13</sup>

---

<sup>11</sup> Visindi- og tæknistefna 2020-2022 (e. Iceland's Science and Technology Strategy 2020-2022). <https://www.stjor-narradid.is/library/03-Verkefni/Visindi/V%C3%ADsinda-%20og%20t%C3%A6knistefna%2020-2022.pdf>

<sup>12</sup> <https://orkustofnun.is/orkustofnun/rad-og-nefndir/orkusjodur/>

<sup>13</sup> <https://en.rannis.is/funding/research/icleandic-climate-fund/icleandic-climate-fund>

The Ministry for The Environment and Natural Resources has supported specific topics in order to enhance research in particular gaps in local climate knowledge. For instance, by the establishment of a research fund to support scientific research on the interplay of land use and climate. Research in this area is a prerequisite for Iceland to achieve its goals in tackling climate change, and to make it possible to systematically protect and restore ecosystems.<sup>14</sup>

### 3.9 Contribution to a low-emission development pathway in other countries

A significant amount of Iceland's ODA is focused on climate action with 20% of total support in 2019 directly aimed at mitigation measures and 34.1% at adaptation measures.

As a part of its renewed NDCs, Iceland increased its year-on-year funding for climate related development programs and projects by 45% in 2021. Iceland plans to increase its overall climate funding by another 10% next year.

Along with the other Nordics, Iceland is committed to building back better and greener and is aligning development policies and programmes with international climate and environment objectives, including supporting OECD DACs work on aligning to the Paris Agreement.

This is reflected in Iceland's position and advocacy at the UN, the World Bank, and the OECD. At the World Bank, Iceland, together with the Nordic Baltic Constituency, has for example advocated strongly against financing coal and other fossil fuel projects.

Climate action is an integrated part of Iceland bilateral development cooperation, which includes clean-cooking initiatives, locally harvested school meals and integrating renewable energy solutions in its bilateral development cooperation programmes in education, health and water and sanitation such as electrifying schools and health-care facilities in partner districts in Malawi and Uganda.

Through long-established fellowship programs, project financing, and technical assistance Icelandic will continue sharing climate-related expertise in the field of geothermal and renewable energy, sustainable use of marine resources and waters, soil conservation, and measures to enhance the measures of societies to mitigate and adapt to climate change.<sup>15</sup>

---

<sup>14</sup> <https://en.rannis.is/funding/research/the-doctoral-student-fund-of-the-ministry-for-environment-and-natural-resources/>

<sup>15</sup> Parliamentary Resolution on Iceland's policy for international development cooperation for 2019-2023. <https://www.althingi.is/altext/149/s/1424.html>. English translation: <https://www.government.is/library/01-Ministries/Ministry-for-Foreign-Affairs/Iceida/Publications/Parliamentary%20Resolution%20on%20Iceland%E2%80%99s%20policy%20for%20international%20development%20cooperation.pdf>







## 4. Stakeholder-generated Scenarios for Climate Neutrality

In this section scenarios based on a stakeholder engagement study on pathways to a climate neutral Iceland in 2040 are showcased. The specific delineations of the scenarios do not reflect government decisions but are modelled projections by a team of researchers based on views and opinions expressed by the participants in the stakeholder engagement. Still, the scenarios figure a field of potential pathways towards net zero emissions, bearing in mind that the path will likely be some kind of combination of many measures.

In 2017, the Icelandic Government agreed on a climate neutral Iceland no later than 2040 and implemented the goal into the Climate Act in 2021. Different options exist regarding what a climate neutral Icelandic society could look like, and so do the corollary trajectories towards that goal. To craft a robust long-term strategy towards net zero emissions, identifying and comparing different trajectories is necessary.

When identifying how a climate neutral Iceland could be structured and realised, widespread stakeholder engagement is important to ensure that diverse viewpoints are represented.

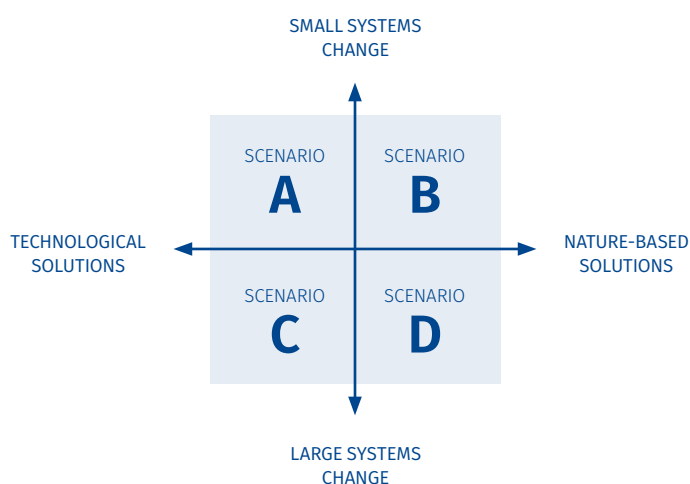
The advantages of such engagement include:

- 
- The creation of a common vision of the future and what it entails
- 
- A common vision of different measures required and their implications
- 
- Understanding of diverse viewpoints
- 
- Empowerment of participants to contribute to a climate neutral future
- 
- Increased likelihood of support for necessary action
-

## 4.1 Scenarios from stakeholder engagement

In 2021, a study was carried out by the University of Iceland and the University of Reykjavik, on behalf of the Government of Iceland. The scope of the project was to initiate a dialogue on how to reach climate neutrality and what this would mean in Icelandic context. The study is a part of a longer participatory process towards the goal of net zero emissions no later than 2040. A special minister-appointed working group was established to advise on the work of the Universities on the project on climate neutrality, including specialists from numerous Ministries and key stakeholders.

Firstly, a randomly selected group of people was invited to participate in a survey and a consequent workshop. Covid-19 put its mark on the process with meetings being held online. Participants discussed various topics and moderators elaborated discussions. Following this, the researchers were able to identify two major themes in the discussions: 1) a focus on technological versus natural solutions and 2) climate neutrality would be confined to a society similar to the one we know now, versus a society where systemic changes have occurred, such as a significant changes in meat consumption, travel habits and consumer habits.



**Figure 9.** Scenario map derived from stakeholder engagement.

Following the discussion and its analysis, a team of modulators at the University of Iceland and the University of Reykjavik analysed different scenarios based on the solutions provided by the public.

#### **4.1.1 Scenario A – Technological solutions**

Scenario A is characterised by climate neutrality which has been reached through technological solutions without systems change.

The Icelandic society described in Scenario A is an open, industrial and high-tech society that relies on energy-intensive industries, large-scale fishing and tourism. Sustainable use of renewable energy resources is the foundation for continued reliance on energy-intensive industries and electrification of transport. Both economic growth and population growth is high. This is rooted in high levels of consumerism, which translates into high levels of waste and high travel demand with a preference for private transport solutions. Agriculture takes place around the country, where farm size has increased. Diet preferences are for animal products.

Technological solutions have enabled reaching net zero emissions. The energy system largely runs on domestic renewable energy. Transport on land relies on electricity, hydrogen or synfuels, but aviation and marine transport have only partially switched to low-carbon solutions. However, the fishing industry has switched to hydrogen or synfuels. Emissions from energy-intensive industries are captured and either mineralised or used to produce synfuels. All organic waste is composted and/or gasified. Better manure management is practiced in agriculture where wet manure is used to produce methane. Less emphasis is given to carbon sequestration and wetland reclamation and is practiced only to complete the road to climate neutrality.

#### **4.1.2 Scenario B – Nature-based solutions**

Scenario B is characterised by climate neutrality which has been reached through nature-based solutions without systems change.

The Icelandic society described in Scenario B is an open, industrial society that relies on energy-intensive industries, large-scale fishing and tourism. Sustainable use of renewable energy resources is the foundation for continued reliance on energy-intensive industries and electrification of light-duty transport. Both economic growth and population growth is high. This is rooted in high levels of consumerism, which translates into high levels of waste and high travel demand with a preference for private transport solutions. Agriculture takes place around the country, where farm size has increased. Diet preferences are for animal products.

Nature-based solutions have secured climate neutrality, including a significant effort in carbon sequestration through revegetation and reforestation. Greenhouse gas emissions have also been mitigated by wetland reclamation. All organic waste is composted and/or gasified. Transport on land relies on electricity or biofuels, but aviation and marine transport have only partially switched to low-carbon solutions. Electricity and biofuels are used in fisheries, agriculture uses fertilisers more effectively and has changed composition of feed for livestock with increased use of seaweed as feed for cattle to reduce methane production from enteric fermentation.

#### 4.1.3 Scenario C – Technological solutions and systems change

Scenario C is characterised by climate neutrality which has been reached through technological solutions and systems change.

The Icelandic society described in scenario C is a sustainable, high-tech society that is diverse, circular and climate aware. Sustainable use of renewable energy resources supports green industrial development and electrification of transport. The economy relies on diverse green industries replacing 50% of aluminium smelters, including low-carbon industries such as data centres and high-tech horticulture. Fishing and tourism continue to be important parts of the economy. Both population growth and economic growth is moderately high. Scenario C is rooted in moderate levels of private consumption with increased emphasis on increased durability and greener solutions. This translates into moderate levels of waste, reduced travel demand with increased emphasis on public transport and active transport modes. Diet preferences have changed with increased demand for plant-based diets. Agriculture with focus on livestock takes place around the country, but demand and thus production levels are moderate of sheep- and cattle-based products. As a result, the numbers of sheep and cattle in the country have declined.

Both systems change, as described above, and technological solutions have enabled reaching net zero emissions. The energy system largely runs on domestic renewable energy. Transport on land relies on electricity, hydrogen or synfuels but aviation and marine transport have only partially switched to low-carbon solutions. The fishing industry has switched to low-carbon fuels such as electricity, hydrogen or synfuels, in addition to increased use of fishing gear that is lighter and thus less energy intensive. Emissions from remaining energy-intensive industries is captured and either mineralised or used to produce synfuels. Livestock has declined in agriculture, and manure management has improved. All organic waste is composted and/or gasified. Less emphasis is given to carbon sequestration and wetland reclamation and is practiced only to complete the road to climate neutrality.





#### **4.1.4 Scenario D – Nature-based solutions and system change**

Scenario D is characterised by climate neutrality that has been reached through nature-based solutions and systems change.

The Icelandic society described in scenario D is a sustainable society that is diverse, circular and aware, with an increased sense of community focusing on local solutions. Sustainable use of renewable energy resources supports green industrial development, where aluminium smelters have been replaced, and electrification of transport. The economy relies on diverse smaller scale green industries, smaller scale fisheries, smaller farms and tourism. Both economic growth and population growth are comparatively low. This is rooted in, lower levels of private consumption with increased emphasis on increased durability and greener solutions derived or produced locally. Waste levels have drastically declined, including food waste.

Travel demand has declined with significantly increased emphasis on public transport and active transport modes. Diet preferences have significantly changed with increased demand for plant-based diets based on domestic/local production. Agriculture has been transformed with smaller farms and significantly reduced emphasis on raising livestock due to changes in diet preferences. As a result, the numbers of sheep and cattle in the country have significantly declined.

Nature-based solutions and systems change as described above have secured climate neutrality, including a significant effort in carbon sequestration through revegetation and reforestation. Greenhouse gas emissions have also been mitigated by wetland reclamation. Levels of waste have significantly declined, but all organic

waste is composted and/or gasified. Transport demand has declined with a significant overall increase in public transport. Transport on land relies on electricity or biofuels, but aviation and marine transport have only partially switched to low-carbon solutions. The fishing industry has switched to low-carbon biofuels and electricity, in addition to a significant increase in use of fishing gear that is lighter and thus less energy intensive. Stock size of sheep and cattle has significantly declined, fertilisers are used more effectively, and seaweed is used for feed for cattle to reduce methane production from enteric fermentation.

#### **4.1.5 Scenario E – Combines technological and nature-based solutions and system changes**

Scenario E combines technological and nature-based solutions and systems changes from scenarios A, B and C in a relatively moderate way.

Scenario E is an open, industrial and high-tech society that relies on energy-intensive industries, large-scale fishing and tourism. Carbon neutrality has been reached by a combination of technological and nature-based solutions, with some systems changes. Both population growth and economic growth is moderately high. Travel demand has increased, but with increased emphasis on public transport and active transport modes. Diet preferences have moved towards more plant-based diets.

Transport on land relies on electricity, hydrogen or synfuels, but aviation and marine transport have only partially switched to low-carbon solutions. However, the fishing industry has switched to hydrogen or synfuels. Emissions from energy-intensive industries are captured and either mineralised or used to produce synfuels. All organic waste is composted and/or gasified. Carbon sequestration and wetland reclamation are used alongside technological solutions to complete the road to carbon neutrality.

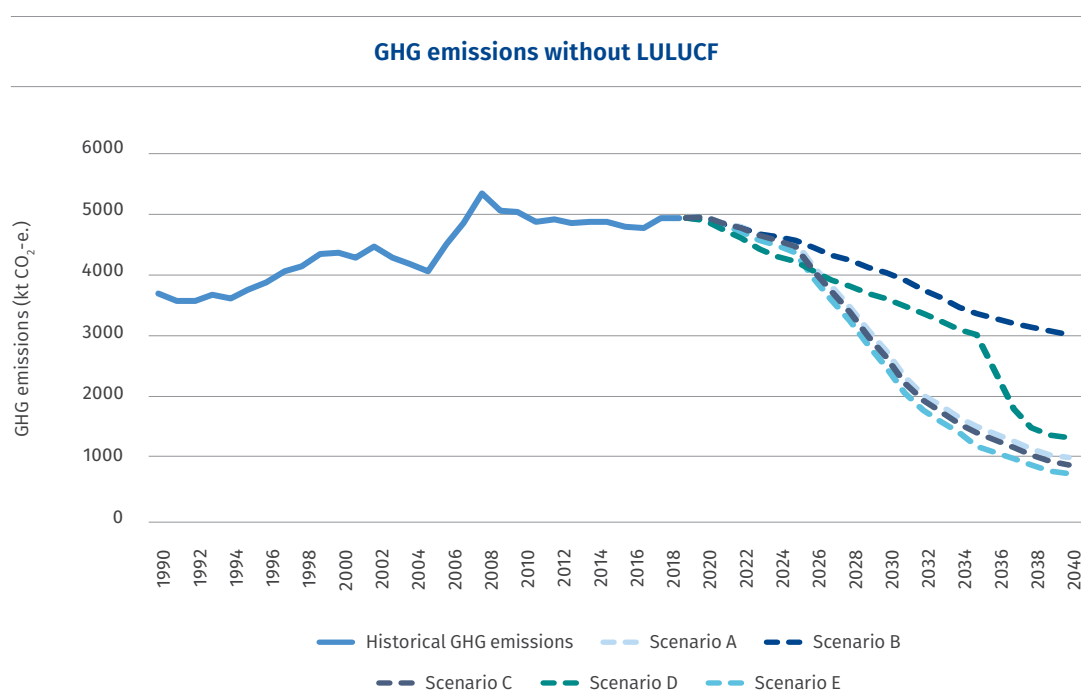
#### **4.1.6 Scenario emission paths in different LULUCF contexts**

All the scenarios aim for climate neutrality no later than 2040 and all the scenarios succeed in reaching net zero emissions no later than 2040. However, to reach net zero emissions, reforestation, revegetation, and wetland reclamation (called LULUCF-based mitigation) are actively used at different levels for the different scenarios. The required use of land for LULUCF-based mitigation depends on the effectiveness of the other solutions and changes embedded in the scenarios. The less effective, the more land required. The amount of land required to reach climate neutrality in 2040

thereby reflects indirectly the effectiveness of the other mitigation measures and systems changes at play in the different scenarios.

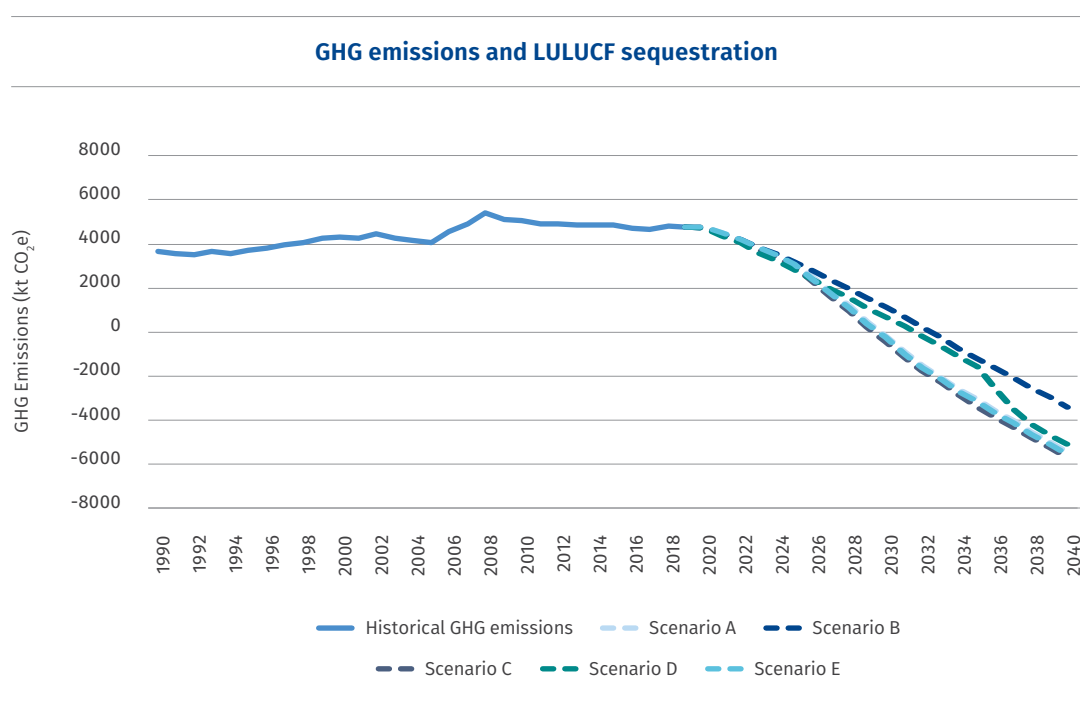
Iceland's path towards climate neutrality can differ quite significantly based on which measures will be taken. Figures 10-12 all show five different paths reflecting the stakeholder-generated policy extremes in the directions of technology, nature and systems change, in terms of their projected development of greenhouse gas emissions.

Figure 10 shows the different paths without LULUCF emission or sequestration. Moreover, the figure shows that the goal of climate neutrality will not be reached without using removals of carbon from the atmosphere to compensate for emissions that are unlikely to be eliminated.



**Figure 10.** Different emission paths of GHG emission based on the scenarios A, B, C, D and E without emissions or sequestration from LULUCF.

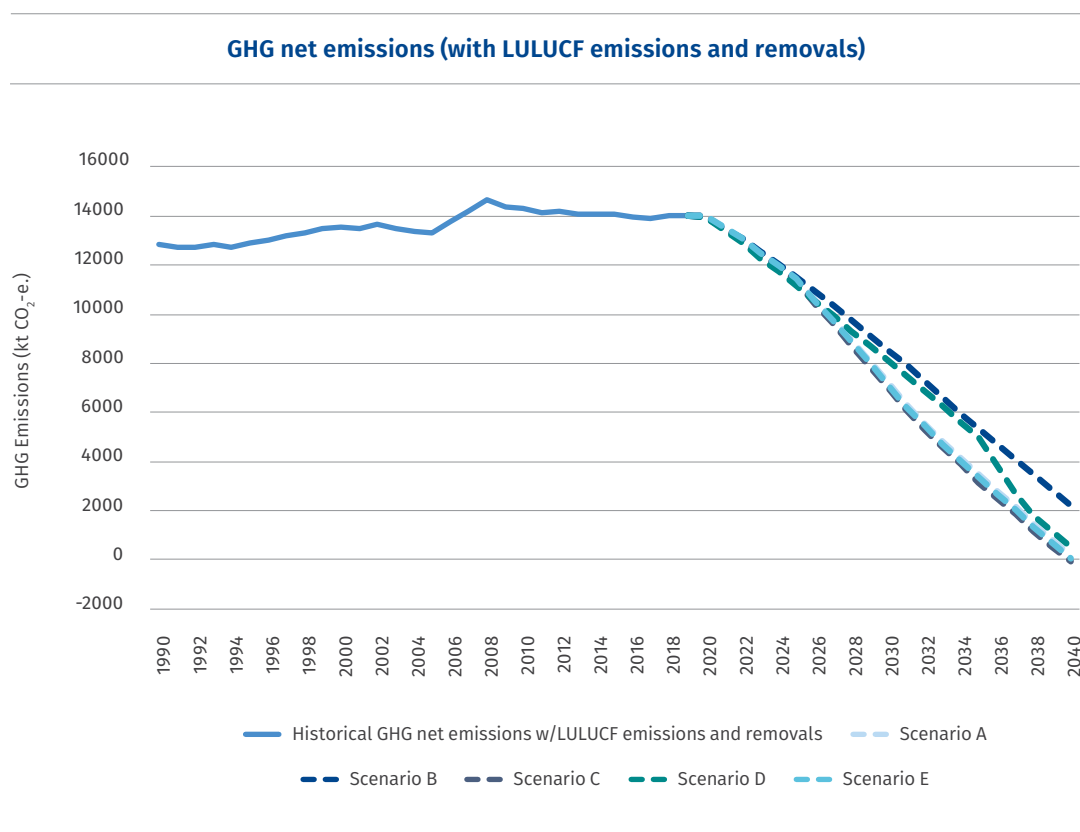
While Figure 10 does not capture emissions or sequestration from LULUCF, figures 11 and 12 show how measures for revegetation and wetland restoration can influence net emissions. Both figures show different paths based on a significant additional increase in land use mitigation measures. Figure 11 shows the development of net emissions in each of the stakeholder-generated scenarios to 2040 including LULUCF sequestration.



**Figure 11.** Different emission paths of GHG emission based on the scenarios A, B, C, D and E with sequestration from LULUCF but without LULUCF emissions.

Only including LULUCF sequestration in the projection, that is, without LULUCF emissions, leads to significant net negative emissions in 2040 in all stakeholder-generated scenarios. However, in Figure 12 where LULUCF emissions are also depicted, all scenarios hit or come very close to net zero emissions around 2040, except scenario B (nature-based solutions without systems change) which is still projected far away.





**Figure 12.** Different emission paths of GHG emission based on the scenarios A, B, C, D and E with emissions and sequestration from LULUCF.

The difference between figures 11 and 12, reflecting calculations including LULUCF sequestration without and with LULUCF emissions, underscores the large proportion of greenhouse gas emissions from land, a unique feature of Iceland's emissions profile.

The high proportion of LULUCF emissions in total emission and great uncertainty of their estimate must be considered when defining the path towards climate neutral Iceland 2040. To address this uncertainty, Iceland is working on extensive improvements to improve accounting of emissions and carbon sequestration in the LULUCF sector.



## 5. Path to Climate Neutrality

The Icelandic Government is committed to the task of creating a climate neutral society with net zero emissions and to fulfil Iceland's international obligations.

Iceland has submitted an updated nationally determined contribution under the Paris Agreement, enhancing its commitment to at least 55% net greenhouse gas emissions reduction by 2030 compared to 1990, to be achieved by acting jointly with the EU and its Member States and Norway.

Reaching the goal of net zero emissions is not a straightforward task and new strategies and measures need to be put in place to reach the target. The transition to a climate neutral society requires strong commitment, investment on all fronts and planning. It is important to continue the collection of data and best practices to continue the political debate on the way forward. A carbon neutral society will require reducing all emissions, keeping in mind their different sources and the variety of solutions applicable to each sector. Therefore it is likely that the way forward will be a combined set of different sectoral strategies and measures. The strategy needs to be flexible and to allow for new innovative solutions that might be found on the path to climate neutrality.

Going forward, the creation and systematic reconsideration of a credible strategy for a climate neutral Iceland no later than 2040 relies on the engagement of different groups of stakeholders and cooperation across governmental actors, industry partners, non-governmental organisations and municipalities. This includes public participation in building the strategy to ensure a just transition to a circular, competitive, climate neutral future.

The regularly updated Climate Action Plan will continue to be Iceland's primary policy mechanism to coordinate the implementation of the mitigation measures which are at the heart of a goal for climate neutral Iceland no later than 2040. To support reaching the goal, further data and analysis is needed.

The uncertainty regarding LULUCF emissions is an ongoing challenge for discussions and decision-making on net zero emissions policy in Iceland. Furthermore, the depiction of scenarios in section 4 in different LULUCF contexts, shows the unique significance of how LULUCF targets are defined and framed for the country. Part of

the enhanced support for basic and applied research on climate change in Iceland is specifically directed at studies regarding the interplay of land use and climate.

The next step is to further the discussion on how to reach climate neutrality, e.g. using the results from the stakeholder study. A just path to climate neutrality should involve all sectors, different stakeholders and the general public in the discussion and the decision making.

Iceland intends to update its communication of a long-term strategy when further analysis and policy documents are published on the matter.



