



Denmark's climate targets and progress

Maria Samuelsen

Chief Negotiator

Danish Ministry of Climate, Energy and Utilities

Facilitative Multilateral Consideration of Progress
SBI 64, June 2026

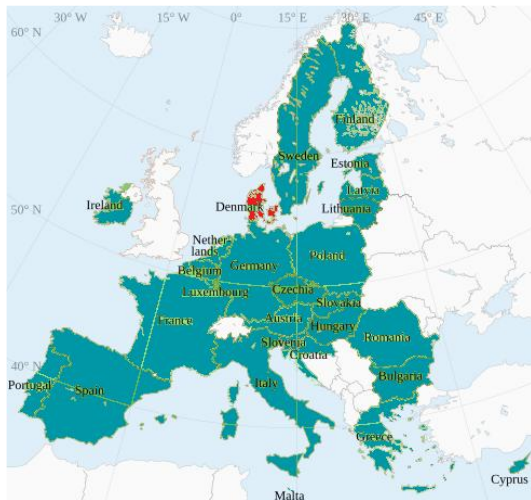


Danish Ministry of Climate,
Energy and Utilities

Denmark - a Member State in the European Union

Denmark is part of the joint EU NDC: Targets

- EU's NDC for 2030: Economy-wide net domestic reduction of at least 55% in greenhouse gas emissions by 2030 compared to 1990 - cf. the European Climate Law, which also set the target to reach net zero emissions by 2050.
- EU's NDC for 2035: Economy-wide net domestic indicative reduction contribution between 66.25% and 72.5% in greenhouse gas emissions by 2035 compared to 1990 - an ambitious milestone on path to a 90% net reduction by 2040 compared to 1990 levels - cf. the European Climate Law as amended as of 26 April 2026.
- Denmark has no individual or separate NDC under the Paris Agreement.
- Separate targets for Greenland and Faroe Islands, which are not in the EU, will be established by the governments in Greenland and the Faroe Islands respectively.



Denmark - a Member State in the European Union

Denmark is part of the joint EU NDC: Description

Information	Description
Target and description (2030):	Economy-wide net domestic reduction of at least 55% in greenhouse gas emissions by 2030 compared to 1990.
Target type:	Economy-wide absolute emission reduction.
Target year:	2030 single-year target
Base year:	1990
Implementation period:	2021-2030
Geographical scope:	EU 27 including EU nine outermost regions
Gases:	CO ₂ , CH ₄ , N ₂ O, HFCs, PFCs, SF ₆ and NF ₃ .
Selected indicator:	Annual total net GHG emissions consistent with the scope of the NDC in ktCO ₂ e _q

The 'Fit for 55' package



Main EU climate policy instruments 2021-2030:

ETS (EU27: -62% from 2005)

- Power and heat
- Industrial installations
- Aviation
- Maritime (since 2024)

ESR (EU27: -40% / DK: -50% from 2005)

- Small industry
- Transport
- Agriculture
- Waste

LULUCF (EU27: 42 MtCO₂e removals in addition / DK: 0.4 MtCO₂e decrease in net-emissions from 2016-18)

- Forestry
- Agriculture
- Other Land-use

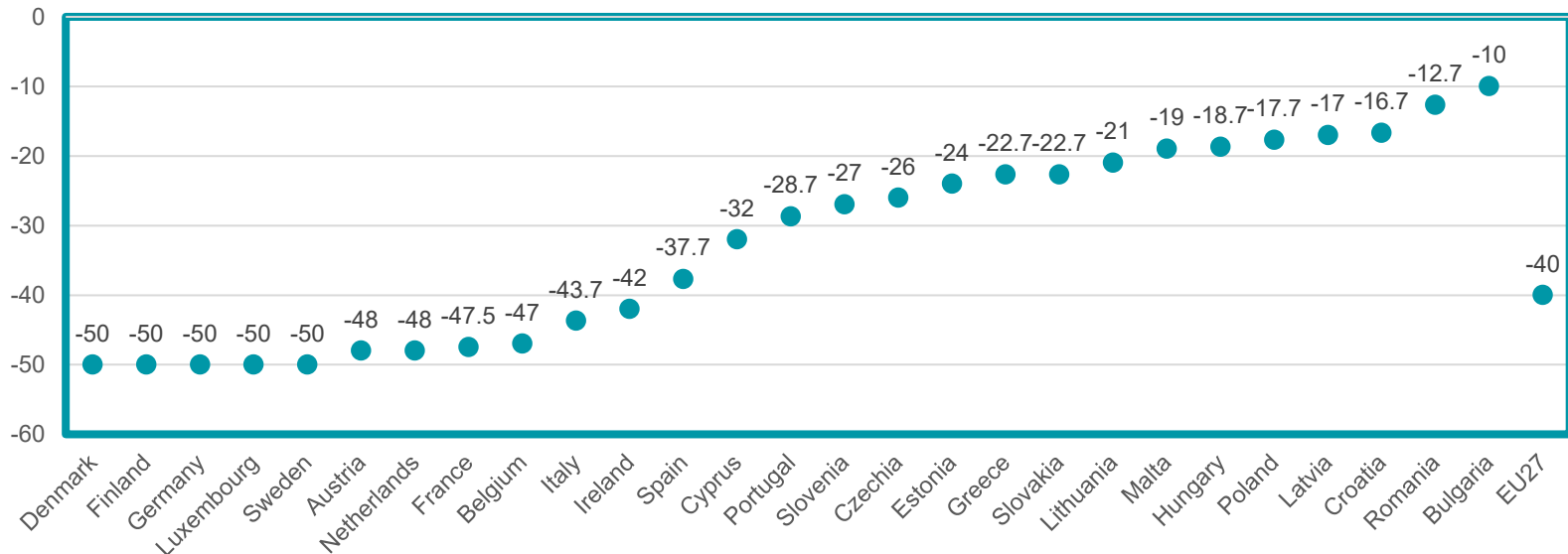
Denmark - a Member State in the European Union

Denmark is part of the joint EU NDC: National ESR targets

Denmark and the other EU Member States contribute to implementing and achieving the joint EU NDC with national efforts guided by the EU climate policy instruments and by national priorities.

- One of the EU climate policy instruments is the Effort Sharing Regulation (ESR or non-ETS).
- Under the ESR, individual national emissions reduction targets for 2030 have been established for all EU Member States taking into account the different national circumstances of the EU Member States.
- Denmark's target under the ESR is 50 percent reduction (-50%) from 2005 to 2030 as shown below.

EU Member States' national greenhouse gas emission reduction targets for 2030 under the Effort Sharing Regulation (non-ETS) in % change from 2005



Denmark - a Member State in the European Union

Denmark is part of the joint EU NDC: Progress in EU27

Information necessary to track progress in implementing and achieving the joint EU NDC:
The structured summary – status of progress in EU27

Summary of progress towards implementing and achieving the NDC

Indicator	Unit	Source	Base year value	Values in the implementation period					Target level	Target year	Progress made towards the NDC	
				2021	2022	2023	2024	2030				
Total net GHG emissions consistent with the scope of the EU NDC	Mt CO ₂ eq	EU BTR1 Dec. 2024	4,699	3,273	3,205				NA	(at least 55% below base year level)	2030	The most recent level of the indicator is: -31.8% compared to the base year level.
		EU NID 2026 Apr. 2026 and NDC scope relevant information*	4,663	3,283	3,222	2,956	2,873	NA	The most recent level of the indicator is: -38.4% compared to the base year level.			

NA: Not Applicable.

Comment: Note that an annual emissions balance consistent with chapter III.B (Application of corresponding adjustment) will be provided in future BTRs as applicable.

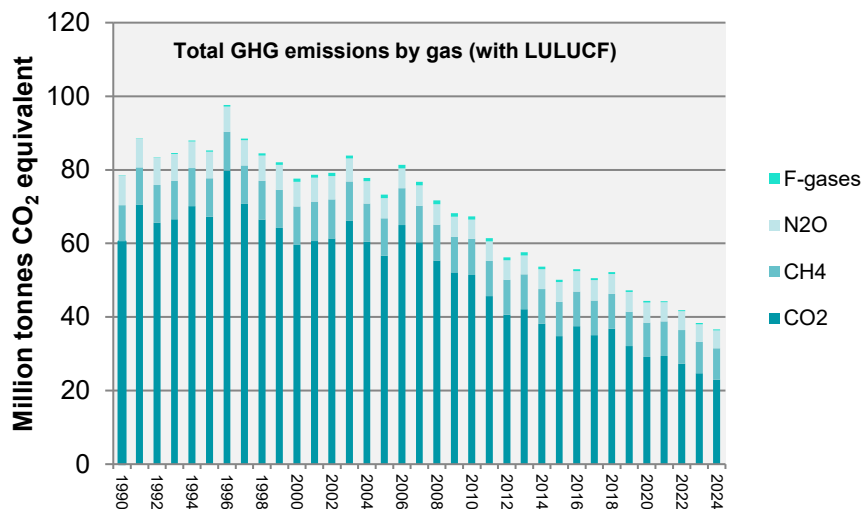
Source: EU BTR1: The indicator values were based on the Annual European Union GHG inventory 1990-2022 (December 2024).

(*) EU NID 2026: The indicator values are based on the Annual European Union GHG inventory 1990-2024 (April 2026), which include recalculations of inventory data 1990-2023 as well as information in relation to the NDC scope, which includes for International aviation: intra-EU flights, departing flights from EU27 to EEA (non-EU) countries, to UK and to CH within the EU27 Member States; and for International maritime: emissions from voyages within the EU27 Member States.

- Based on the GHG inventory data and data on international aviation and navigation for **2024**, the EU and its Member States reduced net GHG emissions by **38.4 %** compared to 1990.
- The EU and its Member States made progress towards implementing and achieving their NDC.
- The legal and institutional framework is in place to make further progress in the years ahead and to achieve the NDC target by 2030.

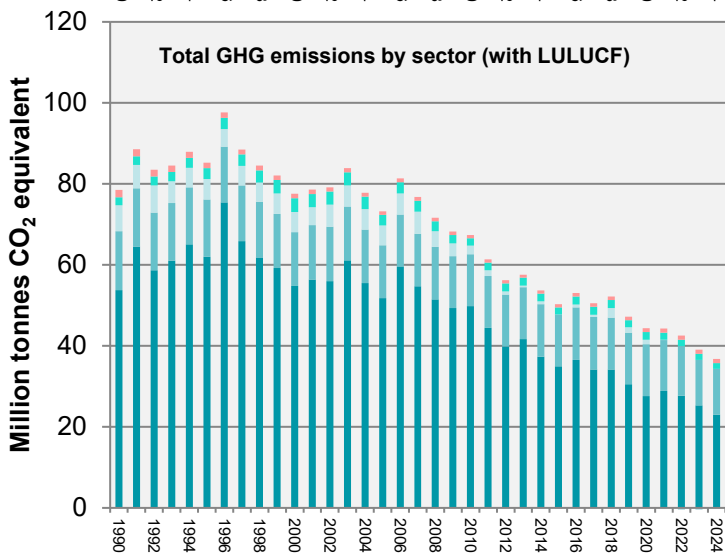
Greenhouse gas emission trends in Denmark 1990-2024

Total greenhouse gas emissions, by gas and by sector, in the 2026 inventory submission (Denmark under the joint EU NDC)



- F-gases
- N2O
- CH4
- CO2

- Waste
- Industrial processes and product use (IPPU)
- Land use, land-use change and forestry (LULUCF)
- Agriculture
- Energy



GREENHOUSE GAS EMISSIONS	1990	2024	Change from 1990 to 2024 (from the 2026 inventory submission)
	CO ₂ equivalent (Million tonnes)		(%)
Total (without LULUCF, with indirect CO₂)	72.0	36.8	-49.0
Total (with LULUCF, with indirect CO₂)	78.5	36.6	-53.3

GREENHOUSE GAS SOURCE AND SINK CATEGORIES	1990	2024	Change from 1990 to 2024 (from the 2026 inventory submission)
	CO ₂ equivalent (Million tonnes)		(%)
1. Energy	52.6	22.7	-57
2. Industrial processes and product use	2.0	1.4	-31
3. Agriculture	14.5	11.4	-22
4. Land use, land-use change and forestry	6.4	-0.1	-102
5. Waste	1.8	1.0	-43
6. Other	NO	NO	-
Indirect CO ₂	1.1	0.3	-76

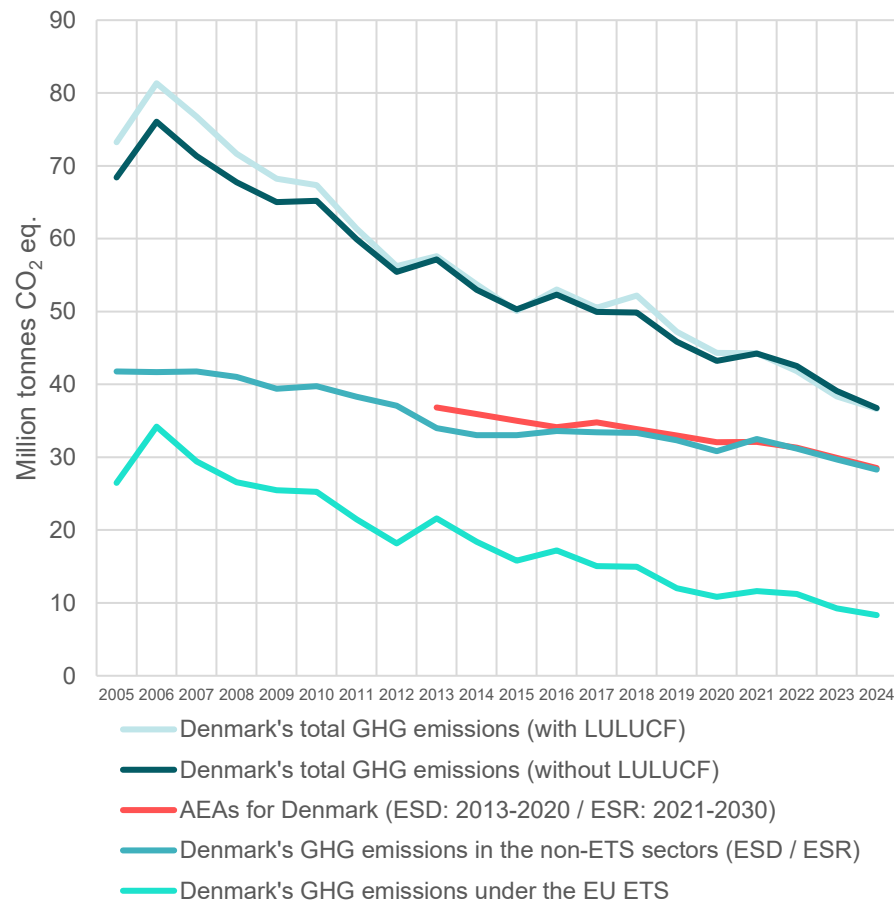
Information on progress in Denmark

Denmark's contribution to implementing and achieving the joint EU NDC

Progress - according to the 2026 inventory submission with 2024 as the latest inventory year

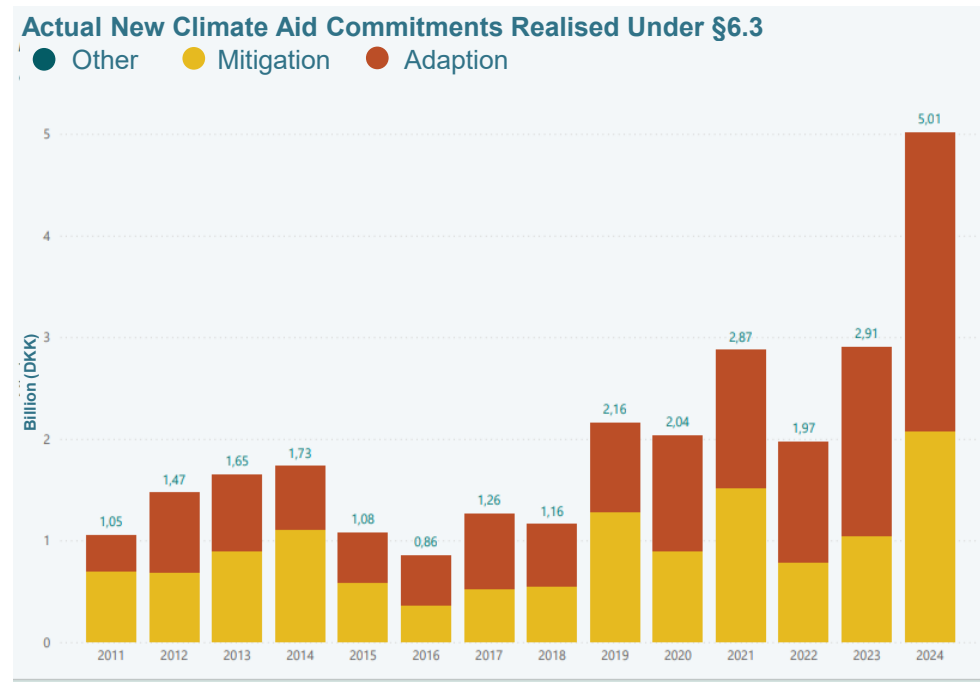
- Denmark's Total GHG emissions with LULUCF
decreased 53 % from 1990 to 2024.
From 2005 to 2024 a decrease of 50 % can be seen.
- Denmark's GHG emissions in the non-ETS sectors
stayed below the EU target path for Denmark 2013-2020
under the EU Effort Sharing Decision (ESD)
– including in 2020, where the 24 % reduction from 2005 gave emissions below the 20 % reduction target for Denmark.
- Denmark's GHG emissions in the non-ETS sectors
also stayed below the EU target path for Denmark 2022-2024
under the EU Effort Sharing Regulation (ESR)
– but was **above in 2021**. The latter can be counter acted by using the flexibilities available to Denmark under the ESR, when compliance for the period 2021-2025 is going to be assessed in 2027.

Denmark's total GHG emissions (w/wo LULUCF),
Denmark's Annual Emission Allocations (AEAs) for non-ETS and
GHG emission trends in Denmark's non-ETS and ETS sectors



Financial support provided and mobilized by Denmark

- Denmark's support for adaptation has surpassed 50% of grant-based climate finance for many years. In 2024 it reached the target of 60%.
- 30% of Danish Development Assistance of 0.7% of GNI is targeted climate finance.
- Denmark's development cooperation strategy has established a target for providing and mobilising finance for climate action.
- Denmark's grant-based climate finance to developing countries reached 5 billion DKK in 2024 – the highest level ever.



The domestic climate targets

for 2025, 2030, 2035 and 2050

Denmark's domestic targets set in or set in accordance with the Danish Climate Act:

- The Climate Act sets:
 - an **indicative reduction target** for **2025** of **50-54%** compared to 1990;
 - a legally binding target of **70% reduction by 2030** compared to 1990; and
 - a long-term target to become a **climate-neutral society by 2050 at the latest**.
- The Climate Act mandates the setting of a new national climate target every five years, with a 10-year perspective. In 2025, the former government adopted a target of 82% reduction by 2035 compared to 1990. This target has not yet been written into the act. It follows from the political agreement on the Climate Act, that a new government, when it takes office, must take the newest target into account – and either keep the current target or decide on a more stringent target (i.e. no backsliding).



The national policy framework

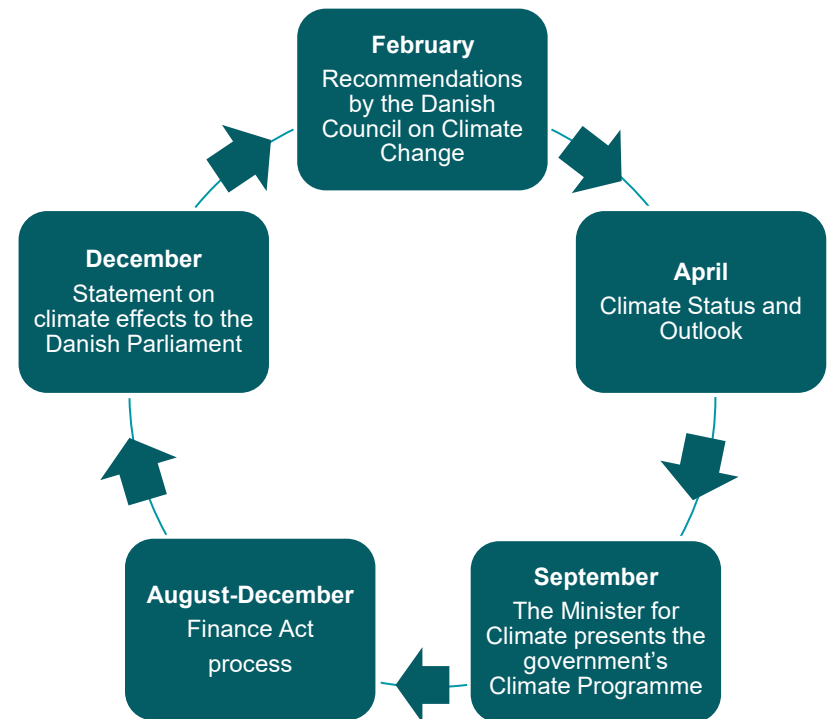
- the Danish Climate Act and its annual cycle

The annual cycle

- for climate policy-making

In accordance with the Danish Climate Act of 26 June 2020 the annual cycle comprises the following steps:

- **Recommendations from the Danish Council on Climate Change**
- **Climate Status and Outlook**
- **Climate Programme**
- **Finance Act process**
- **Statement on climate effects to the Danish Parliament**

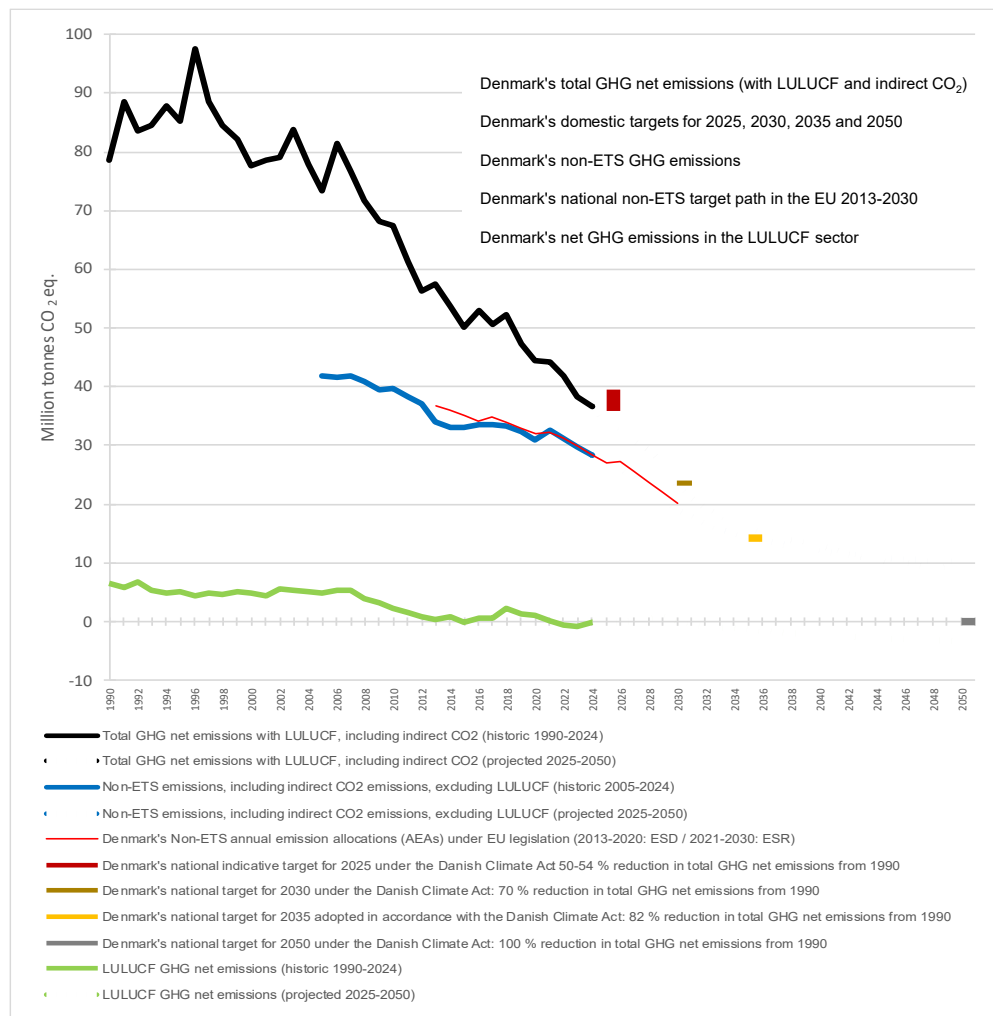


Projected progress towards the domestic targets

for 2025, 2030, 2035 and 2050 as well as towards Denmark's EU non-ETS target path for 2021-2030



- according to the latest climate status and projections from 2026 (CSO26, Draft of 12 May)

- Denmark's domestic indicative target for 2025:
50-54 % reduction from 1990 in total GHG emissions with LULUCF.
Draft 2026 projection (WEM): 57 % reduction.
- Denmark's domestic target for 2030:
70 % reduction from 1990 in total GHG emissions with LULUCF.
Draft 2026 projection (WEM): 70 % reduction.
- Denmark's domestic target for 2035:
82 % reduction from 1990 in total GHG emissions with LULUCF.
Draft 2026 projection (WEM): 80 % reduction.
- Denmark's domestic long-term target for 2050:
Climate neutrality or 100% reduction by 2050 (the target in the Danish Climate Act).
Draft 2026 projection (WEM): 89 % reduction.
- Denmark's EU non-ETS target path for 2021-2030*:
50 % reduction by 2030 from 2005 in non-ETS sectors.
Draft 2026 projection (WEM): 54 % reduction by 2030 and below or close to the target path 2021-2030 with an accumulated excess of 6.0 MtCO_{2e} for the whole period.





Danish Ministry of Climate,
Energy and Utilities



Further information:

The Kingdom of Denmark's BTR1/CTF and CRT/NID 2024:

BTR1: <https://unfccc.int/documents/645060>

CTF (NDC): <https://unfccc.int/documents/645061>

CTF (Support): <https://unfccc.int/documents/645062>

CRT 2024: <https://unfccc.int/documents/644918>

NID 2024: <https://unfccc.int/documents/644919>

NID 2024 Annex: <https://unfccc.int/documents/644920>

The Danish Climate Act of 26 June 2020:

<https://www.en.kefm.dk/climate/climate-act>

Climate Programme 2020:

<https://unfccc.int/documents/267687>

Klimaprogram 2025 (the latest annual climate programme):

<https://www.kefm.dk/Media/638949180753914710/Klimaprogram%202025.pdf> (in Danish)

Redegørelse for klimaeffekter 2025 (the latest annual statement on effects):

[https://www.kefm.dk/Media/639003620655095987/Redegørelse%20for%20klimaeffekter%202025%20\(kefm.dk\).pdf](https://www.kefm.dk/Media/639003620655095987/Redegørelse%20for%20klimaeffekter%202025%20(kefm.dk).pdf) (in Danish)

The national inventory submission April 2026 – CRT/NID 2026:

CRT 2026: <https://unfccc.int/documents/656456>

CRT 2026 Annex (included in EU inventory): <https://unfccc.int/documents/656455>

NID 2026: <https://unfccc.int/documents/656453>

NID 2026 Annexes: <https://unfccc.int/documents/656454>

Klimastatus og -fremskrivning 2026 (the latest annual GHG projection, draft) :

<https://www.kefm.dk/klima/klimastatus-og-fremskrivning/klimastatus-og-fremskrivning-2026> (in Danish)

Thank you for your attention.

Denmark's UNFCCC Focal Point e-mail address: dkfp@kefm.dk