

Passenger Locator Form Guidance for World Leader Summit and COP26 Participants

This document provides guidance for World Leader Summit (WLS) and COP26 participants on completing the passenger locator form. It has been developed by the Cabinet Office in conjunction with the Department of Transport, Department for Health and Social Care and the Home Office.

Completing a passenger locator form within 48 hours of departure is a requirement for all WLS and COP26 participants as a condition of agreeing to comply with the Code of Conduct.

This guide takes you through every step of filling out the form but **please take particular note of points highlighted with 'COP26/ WLS specific guidance'**. These points provide important guidance on how to complete questions on vaccination status, self-isolation, managed quarantine and testing packages correctly.

Due to the specific border policy in place for COP26 and WLS participants, you can select **UK Government approved exemptions** to certain questions where they apply to you. The following guidance explains when these should be used.

The four exemption categories for COP26 and WLS are the following:

- 1. World Leaders Summit participant or facilitator (England and Scotland only) - HMG Letter required** - You must be a registered WLS participant or facilitator and must carry your confirmation letter from HMG (UK Government) confirming this is the case for this exemption category to apply.
- 2. World Leaders Summit participant or facilitator also registered as a UNFCCC COP26 participant (England and Scotland only) - HMG Letter required** - You must be a registered WLS and a UNFCCC-registered COP26 participant or facilitator for this exemption category to apply. You must carry your WLS and COP26 confirmation letter to prove you qualify for this exemption category.
- 3. Ministerial Head of Department or their essential staff who are part of a national delegation attending UNFCCC COP26 (England and Scotland only) - HMG Letter required** - You must be a Ministerial Head of Department or one of their **two** essential staff, and hold a confirmation letter from the UK Government confirming that you are registered as a participant or facilitator for COP26 for this exemption to apply. If you are travelling from a red list country, you will also need your exemption from managed quarantine letter from the UK Government.
- 4. COP26 UNFCCC registered participant (England and Scotland only) - HMG Letter required** - You must be registered through the UNFCCC COP26 portal for this exemption

category to apply and have a copy of your letter from the UK Government to confirm that you are a registered participant or facilitator.

You must arrive in the UK through England or Scotland for these exemption categories to apply.

For further information on border requirements for COP26 and the WLS, please visit the [COP26 Website](#) and view the guidance on planning your journey to COP26 and the supporting ‘frequently asked questions’ document.

Passenger Locator Form User Guide	
<p>Before you arrive in the UK, it is vital you complete a passenger locator form online. This can be completed at https://www.gov.uk/provide-journey-contact-details-before-travel-uk.</p> <p>Before you start, you will need:</p> <ul style="list-style-type: none"> • your passport details or the travel document you’ll use when you arrive at the UK border • your travel details, including times and dates • the address where you will stay in the UK • the booking reference number for your managed quarantine stay if you have been in any red list countries or territories in the 10 days immediately prior to your departure (please visit the COP26 Website to see the guidance on how to book managed quarantine) • your confirmation letter from HMG (UK Government) confirming that you are a registered COP26 or WLS participant or facilitator 	
Process	
	Visuals/additional information
<p>Follow this link: https://www.gov.uk/provide-journey-contact-details-before-travel-uk. Scroll down the page until you find ‘Complete the passenger locator form online’ and click on ‘Start now’.</p>	<p>Complete the passenger locator form online</p> <p>You can include multiple journeys in your form if you’ll enter the UK more than once in a 48-hour period.</p> <p>! It is a criminal offence to provide false or deliberately misleading information when filling out your passenger locator form. You could be fined, imprisoned or both if you do not provide accurate details about the countries you have visited in the 10 days before you arrived in the UK.</p> <p>After you complete the form you will receive a QR code via email. You can print this out or show it on your phone as proof of completion.</p> <p>Start now ></p>



1. Do you have a Passenger Locator Form account?

Before completing the form, you will be asked whether you already have a Passenger Locator Form account.

A Passenger Locator Form account may be useful if you plan to make multiple trips to the UK within a given month. An account will store your personal details (name, contact details, passport details, home address) for up to six months so that when you complete the form again, these fields are pre-populated with your information.

An account is not mandatory, and the form can be completed without one.

Do you have a passenger locator form account?

Service Update

From 1 October 2021, most EU, EEA and Swiss citizens will only be able to enter the UK using a valid passport. ID cards will no longer be accepted as a valid travel document for entry to the UK. Check [GOV.UK](https://www.gov.uk) for further details and exceptions.

If you have created an account but you are having issues, you can still submit a passenger locator form without creating an account. Select 'No' below and proceed.

Yes No

[Continue](#)

Your account will save your:

- name
- contact details
- passport details
- address

These details will be saved for up to 6 months after your last account activity. For more details on how we process your data, [view our privacy policy](#). You can delete your account at any time by signing in and visiting 'Update your details'.

You will need access to your mobile phone and email address to create your account. We will send you a 6-digit security code by text message and then an email with a link. When entering your mobile phone number, you need to include the country code. Do not include the first 0 in your phone number. We will send a security code to this phone number each time you sign in.

You can submit a passenger locator form without creating or using an account.

Do you want to create an account?

Yes No

[Continue](#)



2. Register an email

You will be asked to provide an email address to link to your passenger locator form. You will also be asked to provide a password so you can save your Passenger Locator Form details as you may need to access them later.

Enter an email address and password so you can save your answers. You will then be emailed a unique link to let you log back in to your form at a later point, if needed.

Throughout your form, you can select the option to 'Return to this form later' in order to re-send the link to your latest saved form.

Email address

Repeat your email address

Create a password

Your password must be 8 characters or longer and include a letter and a number or symbol.

3. Your telephone number(s)

You will be asked to provide a mobile telephone number for your stay in the UK. This number will be used to notify you if a passenger on your flight or vessel has tested positive for COVID-19. You are asked to enter the mobile telephone number twice to ensure it is input correctly.

You will also be asked for a secondary phone number if available.

Enter a phone number that you can use in the UK. We will use this number if we need to contact you about quarantine rules, or if someone you travelled with develops coronavirus (COVID-19) symptoms.

Use a mobile phone number, if you have one.

Your primary phone number

Only include the numbers for your country code and the rest of your phone number.
For example, 39 133457090

+

Repeat your primary phone number

+

Your secondary phone number (optional)

We will use this number if we cannot contact you on your primary phone number.

+

Repeat your secondary phone number (optional)

+



4. Contacting you by telephone

This question asks if there are any accessibility reasons that could prevent you from being contacted via telephone (e.g. hearing impairment) or SMS (e.g. sight impairment). If there are no audio or visual reasons which prevent you from being contacted by telephone or SMS, please select that you can be contacted in both ways.

In order to carry out track and trace functions, you may need to be contacted by UK health bodies on the numbers you have provided. For more information, [view our privacy policy](#).

How can we contact you when you are in the UK?

- I can be contacted by phone call and text message (SMS)
- I can only be contacted by phone call
- I can only be contacted by text message (SMS)

[Save and continue](#)

[Return to this form later](#)

[Show and edit answers](#)

5. Your Name

Please provide your name as it is shown in your passport or travel document. It is **important** that the name matches the passport or travel document you will use for your travel to the UK or you may be delayed at the border.

Enter your name, as shown in your current passport or travel document.

Your given name is usually your first name. Your family name is the surname that is shared by your family. If you have middle names, include these with your given name. If your name has a suffix (e.g. Jr), include this with your given name. Ensure these fields match the name provided in the passport or travel document you will use when you arrive at the UK border.

Given name(s)

Family name / Surname as shown in your passport or travel document

[I cannot enter my name using a current passport or travel document](#)

[Save and continue](#)

6. Your sex and your date of birth

You are then asked to confirm your sex and your date of birth.

Your sex

What is your sex?

- Female
- Male
- Prefer not to say

[Save and continue](#)

[Return to this form later](#)

[Show and edit answers](#)

Your date of birth


Date of birth

Day Month Year

[Save and continue](#)

[Return to this form later](#)

[Show and edit answers](#)



7. Your home address

You will then be asked to confirm whether your home address is in the UK.

If you select **yes** you will be asked to provide your UK postcode and will need to select the correct address which corresponds to that postcode.

If you select **no** you will need to provide your home address.

Your home address

Service Update

From 1 October 2021, most EU, EEA and Swiss citizens will only be able to enter the UK using a valid passport. ID cards will no longer be accepted as a valid travel document for entry to the UK. Check [GOV.UK](https://www.gov.uk) for further details and exceptions.

Is your home address in the UK?

Yes No

Enter a UK postcode

Find UK address

[Enter address manually](#)

Yes No

Home address

Town/City

Province/State

Postcode

Country

Save and continue

8. Your passport or travel document

This section asks you to:

- Enter your passport number or travel document reference number
- Repeat your passport number or travel document reference number
- Enter the 'country of issue' for your passport or travel document. This could also be referred to as the 'issuing authority' or 'place of issue'
- Enter the expiry date for your passport or travel document

It is important that the passport or travel document details provided are for the same passport or travel document that you will use to enter the UK. For example, if you have dual nationality, you must have the same travel document provided on your passenger locator form as the travel document used for travel.

Passport number or travel document reference number

Repeat your passport number or travel document reference number

Country of Issue

On your passport or travel document this could also be referred to as 'issuing authority' or 'place of issue'

Expiry date

Day Month Year

DD


MM

YYYY

Save and continue

[Return to this form later](#)

[Show and edit answers](#)



The reference number must be entered in exactly the same format as it is shown on your travel document.

- o For example: 501234567
- o 123-456-789 - should be entered including hyphens
- o 123456 789 - include the space if there is one
- o 123456<789 - include any non-alphanumeric characters

If not, you may be delayed at the border.

9. Verify your vaccination status- COP26/ WLS specific guidance

This question asks you about your vaccination status. Please answer this question based on whether you meet the COP26 specific vaccine eligibility criteria not the eligibility set out on the PLF.

If you are **not** required to complete managed quarantine you will be considered to meet the vaccine eligibility criteria:

- If you have been vaccinated with any Covid-19 vaccine which is recognised in your country of origin, **and** if you have completed your full course of Covid-19 vaccines (usually two but not always) at least **14** days prior to travelling, **or**
- If you are under 18 (under 18s should be accompanied by a responsible adult), **or**
- If you have participated or are participating in an approved COVID-19 vaccination clinical trial.

If you **are** required to complete managed quarantine you will be considered to meet the vaccine eligibility criteria:

- o If you have been vaccinated with any Covid-19 vaccine which is recognised in your country of origin, **and** if you have completed your full course of Covid-19

Your Covid-19 vaccination status

Service Update

From 1 October 2021, most EU, EEA and Swiss citizens will only be able to enter the UK using a valid passport. ID cards will no longer be accepted as a valid travel document for entry to the UK. Check [GOV.UK](https://www.gov.uk) for further details and exceptions.

Depending on your vaccination status, age and residency, or participation in a clinical trial, you may not be required to self-isolate or take a Day 8 test upon your arrival in the UK, as long as you meet the requirements listed below:

You have not been in or through a [red list country](#) in the 10 days before you arrive in UK.

Vaccination eligibility:

- have been fully vaccinated under the UK vaccination programme, at least 14 whole days before the date you arrive **or**
- have been fully vaccinated under a [vaccination programme approved by the UK](#) at least 14 whole days before the date you arrive **and**
- possess a COVID-19 vaccination certificate (paper or digital) with all the following information on it as a minimum:
 - o forename and surname(s)
 - o date of birth
 - o vaccine brand and manufacturer
 - o date of vaccination for every dose
 - o country of vaccination and/or certificate issuer



vaccines (usually two but not always) at least **10** days prior to travelling (with the day of your final dose being day 0 and the day of arrival being day 10), to qualify for 5 days managed quarantine; or

- If you are under 18 (under 18s should be accompanied by a responsible adult) **or**
- If you have participated or are participating in an approved COVID-19 vaccination clinical trial.

If you meet the above vaccine eligibility criteria you should select 'yes' to this question.

All registered COP and WLS participants are exempt from the requirement to provide evidence of their vaccination status.

If you do not meet the above criteria then please select 'no/prefer not to say.'

! You must fulfil all the above criteria to be considered fully vaccinated. If not, you will need to complete the form declaring that you are not fully vaccinated. Failure to do so may result in you being denied boarding.

You must be able to provide acceptable proof of your vaccination status to your carrier (ferry, airline or train) when you travel. Acceptable proof is listed [here](#).

Age and residency eligibility:

- ordinarily resident in the UK and under the age of 18 at the time you arrive **or**
- ordinarily resident in a country with a [vaccination programme approved by the UK](#) and under the age of 18 at the time you arrive

COVID-19 vaccine clinical trial eligibility:

- participation in a [formally approved COVID-19 vaccine clinical trial](#) in the UK or US

Check whether you meet the eligibility criteria [here](#).

Note that exemption from self-isolation and Day 8 testing only applies for the duration of your stay in the UK. You can check the travel requirements for [Scotland](#), [Wales](#) and [Northern Ireland](#) using the hyperlinks.

Do you meet the eligibility criteria linked to above?

You will need to show proof of your vaccination status, age and residency or clinical trial eligibility to your carrier (ferry, airline or train) when you travel.

If you do not meet the criteria above (including if you have lost your proof of eligibility) or prefer not to say, please select 'No/Prefer not to say'.

Yes

You must bring proof of your eligibility with you during travel. You will need to provide a contact address while in the UK and a Day 2 test booking number.

No/Prefer not to say

Save and continue

Cancel



10. Your coronavirus (COVID-19) vaccination details - COP26/ WLS specific guidance

If you select 'Yes' for your COVID-19 vaccination status, you will be asked for further details regarding your specific vaccine.

You should specify which country you received your COVID-19 vaccination.

Please note: **All registered COP and WLS participants are exempt from the requirement to provide evidence of their vaccination status. You will therefore not need to provide evidence, such as a vaccine certificate, to your transport provider.**

Have you been fully vaccinated from COVID-19?

- Yes
- No, but I meet the COVID-19 vaccination status eligibility requirements

Which country did you receive your COVID-19 vaccination(s) in?

Save and continue

Cancel

11. Your Travel Plans

This section asks about your travel plans. Three options are provided:

1. Stay in or visit the UK
2. Travel to the UK more than once within 48 hours, for example as a haulier or crew member
3. Change flights in the UK within 48 hours, **without** going through UK border control, also known as transiting

If you will continue your journey to a foreign destination from the same port in the UK, you will likely transit **without** going through border control. If you continue your journey from a different airport or port, you must go through border control. If you are still uncertain about your transit, please consult your travel company.

If you will have to go through border control to transit to a foreign destination, then please select the "**Stay in the UK**" option.

Your travel plans

Service Update

From 1 October 2021, most EU, EEA and Swiss citizens will only be able to enter the UK using a valid passport. ID cards will no longer be accepted as a valid travel document for entry to the UK. Check [GOV.UK](https://www.gov.uk) for further details and exceptions.

What are your travel plans?

I plan to:

- Stay in the UK
- Travel to the UK more than once within 48 hours, for example as a haulier or crew member
- Change flights in the UK within 24 hours, without going through UK border control



12. Details of your arrival in the UK

This section will ask:

- Where will you arrive in the UK?

This refers to the port of arrival (name of airport, seaport, or railway station). As you type, options will appear for you to select.

- What country are you traveling from?

This refers to the question - where did your plane/ship/train leave from, immediately before arriving in the UK? As you type, options will appear for you to select.

- What company are you travelling with?

This is the name of the airline/shipping company/rail company, (note that this is not your tour operator or travel agent). As you type, options will appear for you to select. If your travel company is not listed, click on "The company I am travelling with is not listed" and enter the company name in the text box that appears.

What is the flight number, train number or ship name that you will arrive on?

What is your seat number? (If known). If you are arriving by sea, you do not need to provide a seat number.

Include the coach number if travelling by train, for example Coach 5 Seat 2. If you are travelling to the UK via more than one flight (i.e. transit), you must provide the flight details you that arrive into the UK with, not those from your country of departure.

Details of your arrival in the UK

Service Update

From 1 October 2021, most EU, EEA and Swiss citizens will only be able to enter the UK using a valid passport. ID cards will no longer be accepted as a valid travel document for entry to the UK. Check [GOV.UK](https://www.gov.uk) for further details and exceptions.

Where will you arrive in the UK?

For example, London Heathrow Airport (LHR)

What country are you travelling from?

Should be completed using flight booking details

[The company I am travelling with is not listed](#)

What is the flight number, train number or ship name that you will arrive on?

What is your seat number?

You must provide your seat number if relevant. Include coach number if travelling by train, for example coach 5 seat 2

Save and continue



13. Dates of travel

Please provide the dates you plan to arrive in the UK.

Please provide the time you will arrive.

Please provide the date you plan on leaving the UK

Your dates of travel

Service Update

From 1 October 2021, most EU, EEA and Swiss citizens will only be able to enter the UK using a valid passport. ID cards will no longer be accepted as a valid travel document for entry to the UK. Check [GOV.UK](https://www.gov.uk) for further details and exceptions.

When do you plan to arrive in the UK?

Day Month Year

What time will you arrive?

Hour Minute

When do you plan to leave the UK? (optional)

Day Month Year

14. People you are travelling with (Travel with Under 18s)

This section asks if there is anyone under the age of 18 (under the age of 16 if you are travelling to Scotland, which will apply to anyone attending COP26) that you are including on the form. Anyone over the age of 18 (or 16 in Scotland) **must** complete their own Passenger Locator Form.

If you select 'yes', you will be asked to provide the details of the passenger under the age of 18 (or 16 for Scotland) who is travelling with you:

- Given name(s)
- Family name
- Relationship to you
- Date of Birth (DD MM YYYY)

A further question will also ask if this individual is aged 12 or over. If you select yes, you will be asked for extra details to enable this passenger to enter the UK via eGates at the border:

- Passport number or travel document reference number
- Repeat passport number or travel document reference number

If you are travelling with minors (under 18), select 'Yes' and follow written instructions.

If you are not travelling with minors (under 18), please follow the screenshots below.

Minors you are travelling with

Service Update

From 1 October 2021, most EU, EEA and Swiss citizens will only be able to enter the UK using a valid passport. ID cards will no longer be accepted as a valid travel document for entry to the UK. Check [GOV.UK](https://www.gov.uk) for further details and exceptions.

Are you travelling to the UK with anyone under 18 years old that you are including on this form?

If you are entering Scotland, the person you include must be under 16 years old.

Yes No

[Save and continue](#)



- Country of issue. This could also be referred to as 'issuing authority' or 'place of issue'.
- Passport or travel document reference number expiry date (DD MM YYYY).

(Note: children under 12 years of age **cannot** use the eGates at the border.)

15. Countries you have visited (Travel History)

This section asks you to provide a list of the countries and/or islands you will have visited in the 10 days prior to your arrival in the UK. You must provide a full list of every country and/or island visited. **Important:** please note that failure to provide information could be a criminal offence and you may be prosecuted.

The first time this question appears, it will show the country you are travelling from (that you provided earlier). It will ask for your arrival date into the country, and your departure date from there. If you will have only been in the country for the 10 days before your arrival in the UK, you do not need to provide an arrival date.

Your visit to [Departure country]

What you need to do when you arrive in the UK depends on where you visit during the 10 days before you arrive.

Provide details of your visit to Kenya during the 10 days before you arrive in the UK.

Have you visited, or will you visit, any islands in this country during the 10 days before you arrive in the UK?

Yes No

Arrival date

If this country is where you live and you were here at the start of the 10 days, you do not need to enter an arrival date. Otherwise, please add the date you arrived or will arrive at this location and the date you will leave.

Day Month Year
 DD MM YYYY

Departure date

Day Month Year
 DD MM YYYY

16. Any other countries or islands

This allows you to continue listing countries and/or islands until you have entered your full travel history for the 10 days before your arrival in the UK.

Any other countries or islands

Service Update

From 1 October 2021, most EU, EEA and Swiss citizens will only be able to enter the UK using a valid passport. ID cards will no longer be accepted as a valid travel document for entry to the UK. Check [GOV.UK](https://www.gov.uk) for further details and exceptions.

Have you visited, or will you visit, any other countries or islands in the 10 days before coming to the UK?

Yes No



17. Where will you stay in the UK

You will only be asked this question if you are fully vaccinated.

Please provide the address that you are staying at for the first 10 days in the UK.

Where you will stay in the UK

Service Update

Important: Whilst we are making changes to the form, your form may show as "Vaccination Status: No/Not Declared". If this happens, demonstrate evidence of your vaccination to your carrier.

From 1 October 2021, most EU, EEA and Swiss citizens will only be able to enter the UK using a valid passport. ID cards will no longer be accepted as a valid travel document for entry to the UK. Check [GOV.UK](#) for further details and exceptions.

As you have been in a non-red list country or island and you have declared that you meet the vaccination eligibility requirements, this is the main address you will stay at during your first 10 days in the UK.

Do you have an address for where you will stay during your first 10 days in the UK?

Yes No

[Save and continue](#)

18. Your hotel quarantine details - COP26/ WLS specific guidance

If you have been in a red list country or territory in the 10 days immediately prior to your travel, you will be asked for your managed quarantine details.

If this applies to you and you fall into one of the following categories:

- **World Leaders Summit participant or facilitator**
- **World Leaders Summit participant or facilitator also registered as a UNFCCC COP26 participant**
- **Ministerial Head of Department or their essential staff who are part of a national delegation attending UNFCCC COP26 (England and Scotland only) - HMG Letter required**

You are **exempt** from the requirement to complete managed quarantine. Therefore, please select 'yes' when asked whether you are travelling for a reason that means you do not need to quarantine.

Your hotel quarantine details

Service Update

From 1 October 2021, most EU, EEA and Swiss citizens will only be able to enter the UK using a valid passport. ID cards will no longer be accepted as a valid travel document for entry to the UK. Check [GOV.UK](#) for further details and exceptions.

Depending on your travel history in the last 10 days prior to your arrival you may be required by law to quarantine in a government-approved facility. Check how these requirements apply to you if you are travelling to:

- [England](#)
- [Scotland](#)
- [Wales](#)
- [Northern Ireland](#)

If these requirements apply to you, then you must [book a government-approved hotel](#).

If these requirements apply to you, then you must [book a government-approved hotel](#).

Are you travelling for a reason that means you do not need to quarantine?

No Yes

You must provide the **invoice number** for your quarantine package. You may not be permitted to travel if this invoice number is not provided.

You must provide the hotel address where you will stay for the first 10 days in the UK

Enter a UK postcode

[Find UK address](#)

[Enter address manually](#)



If you have been in a red list country or territory in the last 10 days and you are a:

- **COP26 UNFCCC registered participant who is not in any of the above categories**

You **must complete** a period of managed quarantine.

Therefore, please select **'no'** when asked whether you are travelling for a reason that means you do not need to quarantine.

You should input your quarantine details using your CTM Reference ID (Invoice number) as well as the hotel address where you will be staying. For further guidance on how to book your stay in managed quarantine, please visit the [COP26 website](#).

Important: you may not be permitted to travel if details for your managed quarantine stay are not provided.

19. Your reason for exemption from hotel quarantine - **COP26/ WLS specific guidance**

If you selected **'yes'** to whether you are travelling for a reason that means you do not need to quarantine, you will now need to input a UK Government approved exemption.

Please input one of the following statements depending on which applies to you:

- **World Leaders Summit participant or facilitator (England and Scotland only) - HMG Letter required**
- **World Leaders Summit participant or facilitator also registered as a UNFCCC COP26 participant (England**

Your reason for exemption from hotel quarantine

Service Update

From 1 October 2021, most EU, EEA and Swiss citizens will only be able to enter the UK using a valid passport. ID cards will no longer be accepted as a valid travel document for entry to the UK. Check [GOV.UK](#) for further details and exceptions.

Select the reason why you do not need to quarantine in a government-approved hotel.

You can [check if your reason for travel means you are exempt from hotel quarantine](#).

Enter a government approved exemption



<p>and Scotland only) - HMG Letter required</p> <ul style="list-style-type: none">• Ministerial Head of Department or their essential staff who are part of a national delegation attending UNFCCC COP26 (England and Scotland only) - HMG Letter required	
<p>20. Self Isolation - COP26/ WLS specific guidance</p> <p>All COP26 and WLS participants are exempt from the requirement to self-isolate. Please select 'no I'm exempt' to this question.</p>	<p>Self-isolation in the UK</p> <div data-bbox="778 685 1423 869"><p>Service Update</p><p>From 1 October 2021, most EU, EEA and Swiss citizens will only be able to enter the UK using a valid passport. ID cards will no longer be accepted as a valid travel document for entry to the UK. Check GOV.UK for further details and exceptions.</p></div> <p>You must self-isolate after you arrive in the UK, unless you are exempt. This is because you have been in a red list country or island but are not staying in a managed quarantine hotel.</p> <p>Check the exemption rules for the country you are arriving in if you think you are exempt from self-isolating.</p> <p>Are you required to self-isolate when you arrive in the UK?</p> <p><input type="radio"/> Yes <input type="radio"/> No, I am exempt</p>
<p>21. Your reason for exemption from self-isolation - COP26/ WLS specific guidance</p> <p>You will now need to input a UK Government approved exemption. Please select from one of the following options which applies to you:</p> <ul style="list-style-type: none">• World Leaders Summit participant or facilitator (England and Scotland only) - HMG Letter required• World Leaders Summit participant or facilitator also registered as a UNFCCC COP26 participant (England and Scotland only) - HMG Letter required• Ministerial Head of Department or their essential staff who are part of a national delegation attending UNFCCC COP26 (England and Scotland only) - HMG Letter required	<p>Your reason for exemption from self-isolation</p> <div data-bbox="778 1281 1423 1464"><p>Service Update</p><p>From 1 October 2021, most EU, EEA and Swiss citizens will only be able to enter the UK using a valid passport. ID cards will no longer be accepted as a valid travel document for entry to the UK. Check GOV.UK for further details and exceptions.</p></div> <p>Select the reason why you do not need to self-isolate after you arrive in the UK.</p> <p>You can check if your reason for travel means you are exempt from self-isolation.</p> <p>Enter a government approved exemption</p> <p>Check the guidance for which types of job are exempt</p> <input data-bbox="778 1671 1078 1697" type="text"/>



- COP26 UNFCCC registered participant (England and Scotland only) - HMG Letter required

22. Testing after you arrive - COP26/ WLS specific guidance

This question is in relation to Covid-19 testing upon arrival in the UK. **As a registered COP26 or WLS participant, you are exempt from booking a testing package** as the UK Government will provide your tests once you are in the UK. Please select 'no, I am exempt' to this question.

Testing after you arrive in the UK

Service Update

From 1 October 2021, most EU, EEA and Swiss citizens will only be able to enter the UK using a valid passport. ID cards will no longer be accepted as a valid travel document for entry to the UK. Check [GOV.UK](https://www.gov.uk) for further details and exceptions.

You must [book a coronavirus \(COVID-19\) test package](#) for when you arrive in the UK.

- If you have only been in non-red list countries or islands and you meet the vaccine eligibility requirements, you must book a day 2 test.
- If you have been in or travelled through a non-red list country or island and you do not meet the vaccine eligibility requirements, you must book tests for day 2 and day 8, **unless** you meet the [vaccine eligibility criteria](#).

Find out more about [testing requirements and how they apply to different countries here](#).

You must [book a coronavirus \(COVID-19\) test package](#) for when you arrive in the UK.

- If you have only been in non-red list countries or islands and you meet the vaccine eligibility requirements, you must book a day 2 test.
- If you have been in or travelled through a non-red list country or island and you do not meet the vaccine eligibility requirements, you must book tests for day 2 and day 8, **unless** you meet the [vaccine eligibility criteria](#).


Find out more about [testing requirements and how they apply to different countries here](#).

There may be another specific reason why you are exempt from testing or have bespoke testing arrangements. You can check if you are [exempt from having to book coronavirus test for when you arrive in the UK](#).

Are you required to book a COVID-19 test package for when you arrive in the UK?

Yes

No, I am exempt



23. Your reason for exception from tests- COP26/ WLS specific guidance

Due to being exempt from booking a testing package, you must now provide a UK Government approved exemption. Please input one of the following exemptions depending which applies to you.

- **World Leaders Summit participant or facilitator (England and Scotland only) - HMG Letter required**
- **World Leaders Summit participant or facilitator also registered as a UNFCCC COP26 participant (England and Scotland only) - HMG Letter required**
- **Ministerial Head of Department or their essential staff who are part of a national delegation attending UNFCCC COP26 (England and Scotland only) - HMG Letter required**
- **Other COP26 UNFCCC registered participant (England and Scotland only) - HMG Letter required**

Your reason for exemption from tests

Service Update

From 1 October 2021, most EU, EEA and Swiss citizens will only be able to enter the UK using a valid passport. ID cards will no longer be accepted as a valid travel document for entry to the UK. Check [GOV.UK](https://www.gov.uk) for further details and exceptions.

Select the reason why you do not need to take coronavirus tests after you arrive in the UK.

You can [check if your reason for travel means you are exempt from tests](#).

Enter a government approved exemption

Save and continue

24. Check your answers

You have now successfully submitted all the relevant information for your passenger locator form. You would need to review your answers and once happy, click on 'Continue' at the bottom of the page.

Check your answers

Check the information below before you continue to the next section.

Personal information

Continue

25. Declaration

At the end of the form, you have the option to receive by email the details you submitted, sent as a PDF file to the email address you provided. You then complete a declaration that:

- You will arrive in the UK within 48 hours.


Declaration

Select the following box if you would like to receive a copy of this completed form as a PDF file by email. If you do not select this, you can still download the form at the end.

- Send me a PDF by email

I declare that:

- I will arrive in the UK within the next 48 hours



**UN CLIMATE
CHANGE
CONFERENCE
UK 2021**

IN PARTNERSHIP WITH ITALY

- The information you have given is correct.
- And that you understand you could be prosecuted if you provide false details.
- You then confirm that you must have proof of a negative COVID-19 test when you arrive in the UK (unless you are exempt).

If any of the details you have submitted change before you travel to the UK, you **must** submit a new Passenger Locator Form.

It is important you print the PDF as proof of completion when arriving in the UK.