



Facilitative, Multilateral Consideration of Progress

Belgium

Peter Wittoeck, Head of Delegation
FMCP3 – Bonn, June 2026



Vlaamse
overheid



Belgium, European Union

Belgium



-47% by 2030 (~2005) (ESR)

National Energy and Climate Plan (2021-2030)
(pams and projections)

Multilevel governance

- Burden sharing
- Policy development, implementation & monitoring

EU NDC



-55% GHG Emissions by 2030 (~1990)

- European Climate Law
- EU Emission Trading System
- Effort Sharing between MS (ESR)
- LULUCF
- Renewable Energy
- Energy Efficiency
- CO₂ standards for road transport
- ...

Belgium, European Union

Belgium



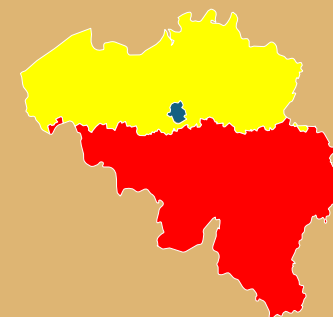
-47% by 2030 (~2005) (ESR)

National Energy and Climate Plan (2021-2030)
(pams and projections)

Multilevel governance

- Burden sharing
- Policy development, implementation & monitoring

Federal State: 3 Regions
3 Communities



Each have their own:

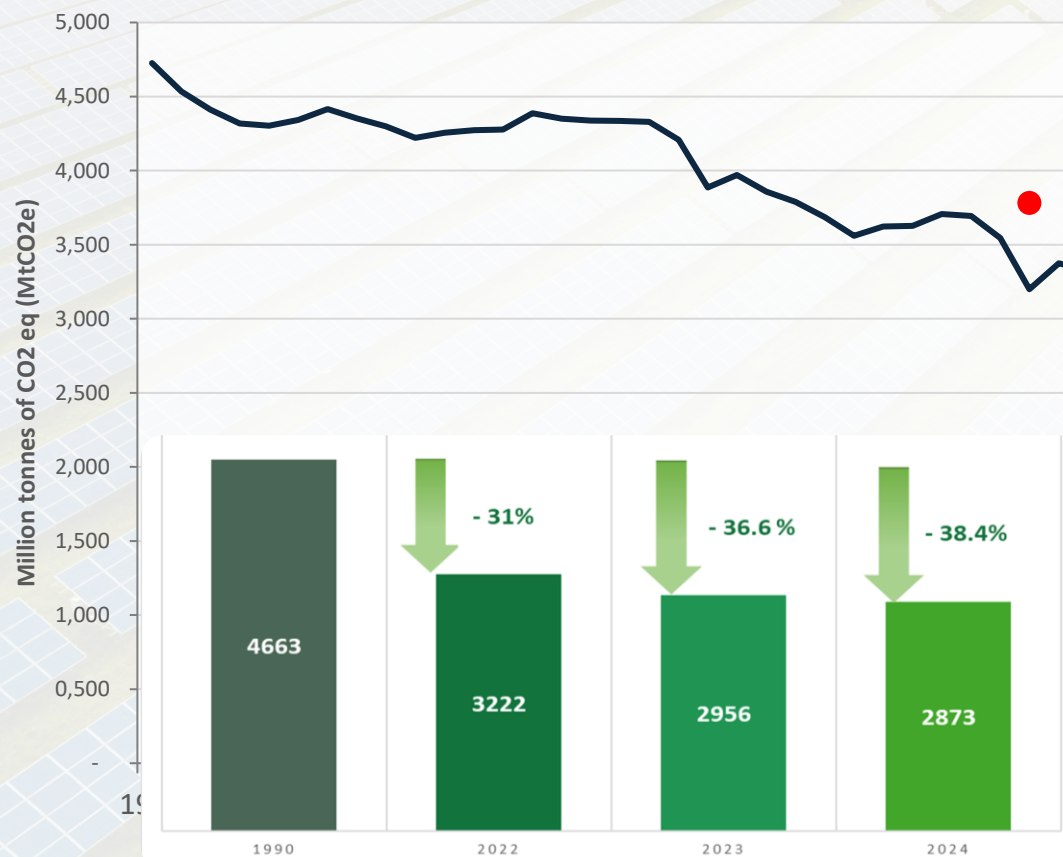
- Parliament
- Government
- Administration
- Legislation
- Plans & policies

Shared competence

No hierarchy of norms



Tracking Progress - EU

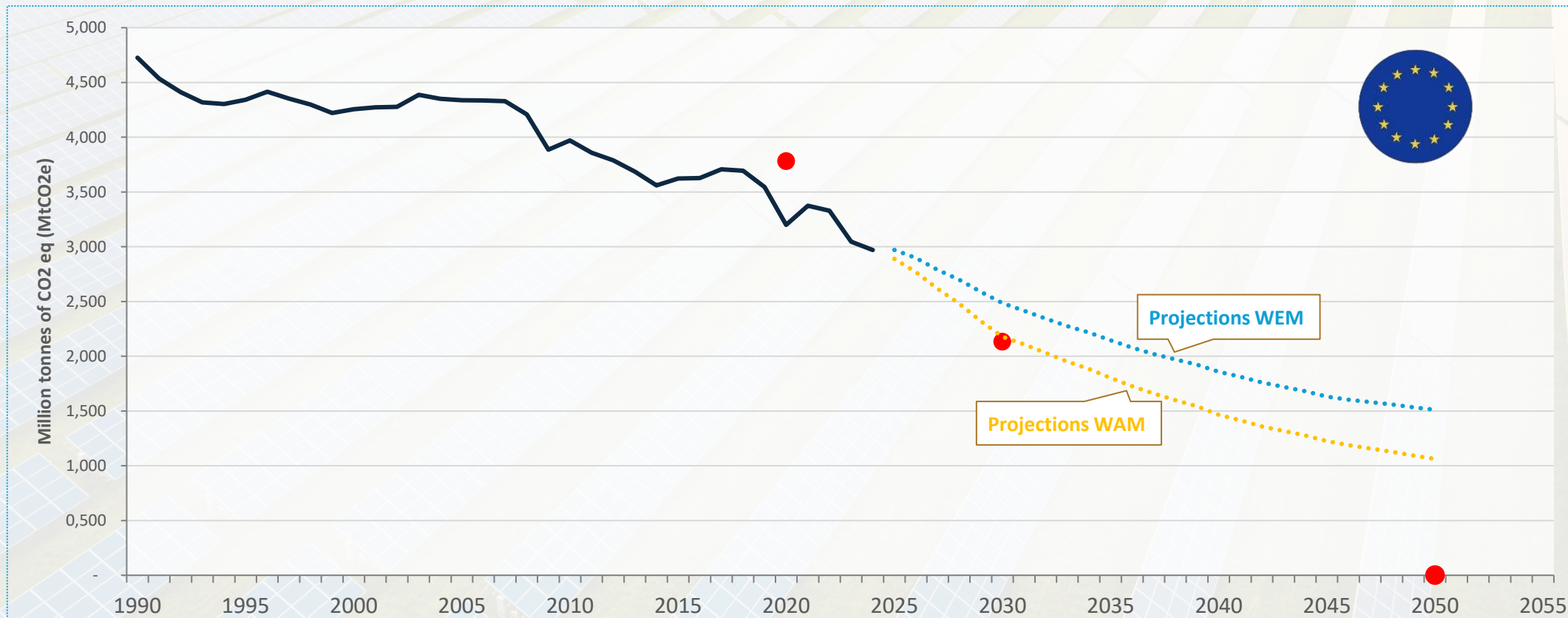


- Steady decrease in emissions since 1990 (38,4% in 2024)
- GDP increased by over 70%

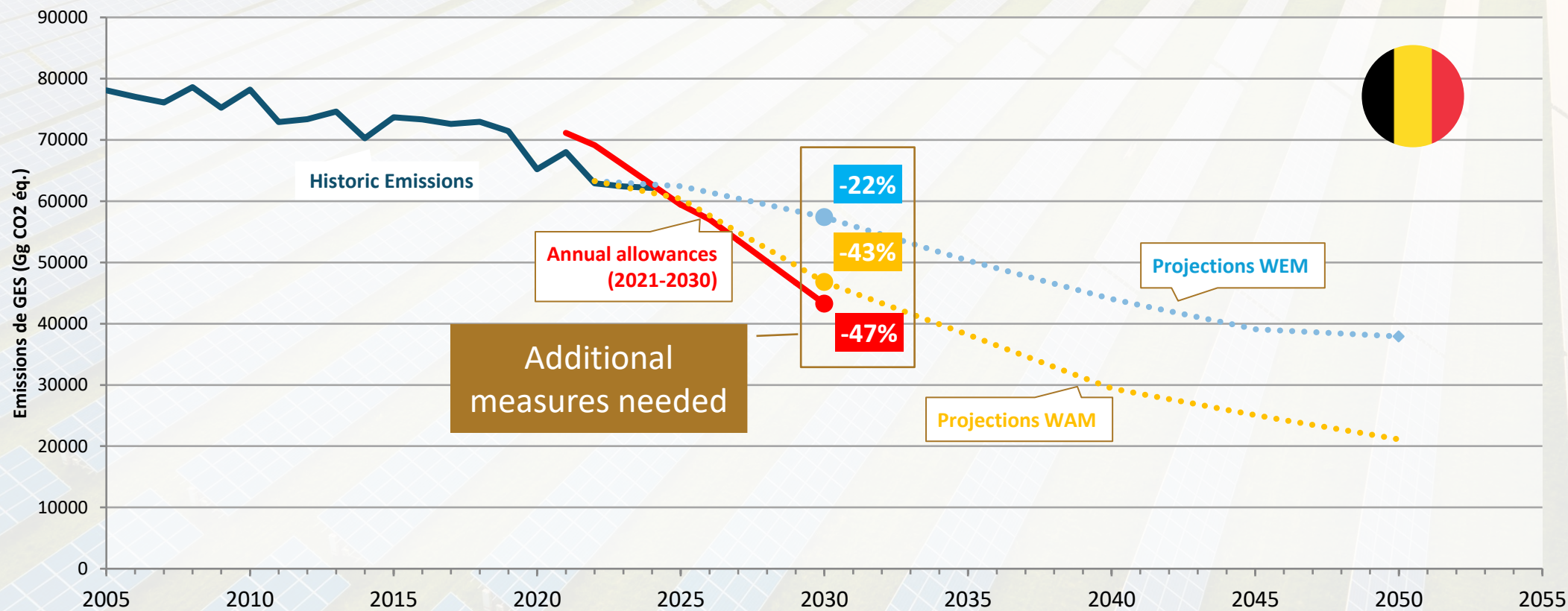
Drivers of decarbonisation:

- Reduced use of fossil fuels, coal in particular
- Expansion of renewable energy
- Improvements in energy efficiency

Tracking Progress - EU



Tracking Progress – National Target (ESR)



Key Policies and Measures

Greening passenger vehicle fleet: company cars, federal public institutions (FED)

Strengthening North Sea Offshore Capacity (FED)

Greening taxation: reform green investment allowance (FED)

Enabling policies supporting the electrification of road transport (FLA)

Flemish Industrial Transition Framework (FLA)

Renewable energy: PV-obligation large energy consumers, support for heat-pumps...(FLA)

Voluntary agreements (WAL)

Draft Walloon Renovation Plan (WAL)

Low emission zone (diesel ban in 2030, petrol ban in 2035) (BRU)

Progressive exit of fossil fuels: no fossil fuels in new buildings from 2030 (BRU)

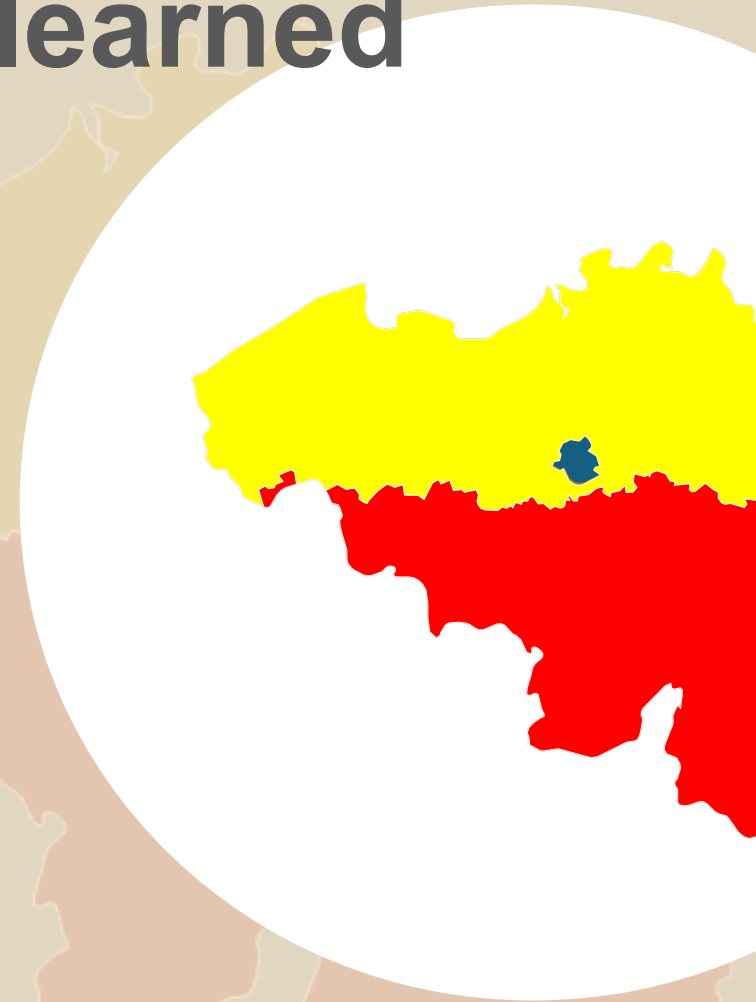
Success Stories

- RES deployment
- Industrial energy efficiency obligations
- Transport electrification and charging infrastructure (incl. fiscal measures)

Tracking progress: Lessons learned

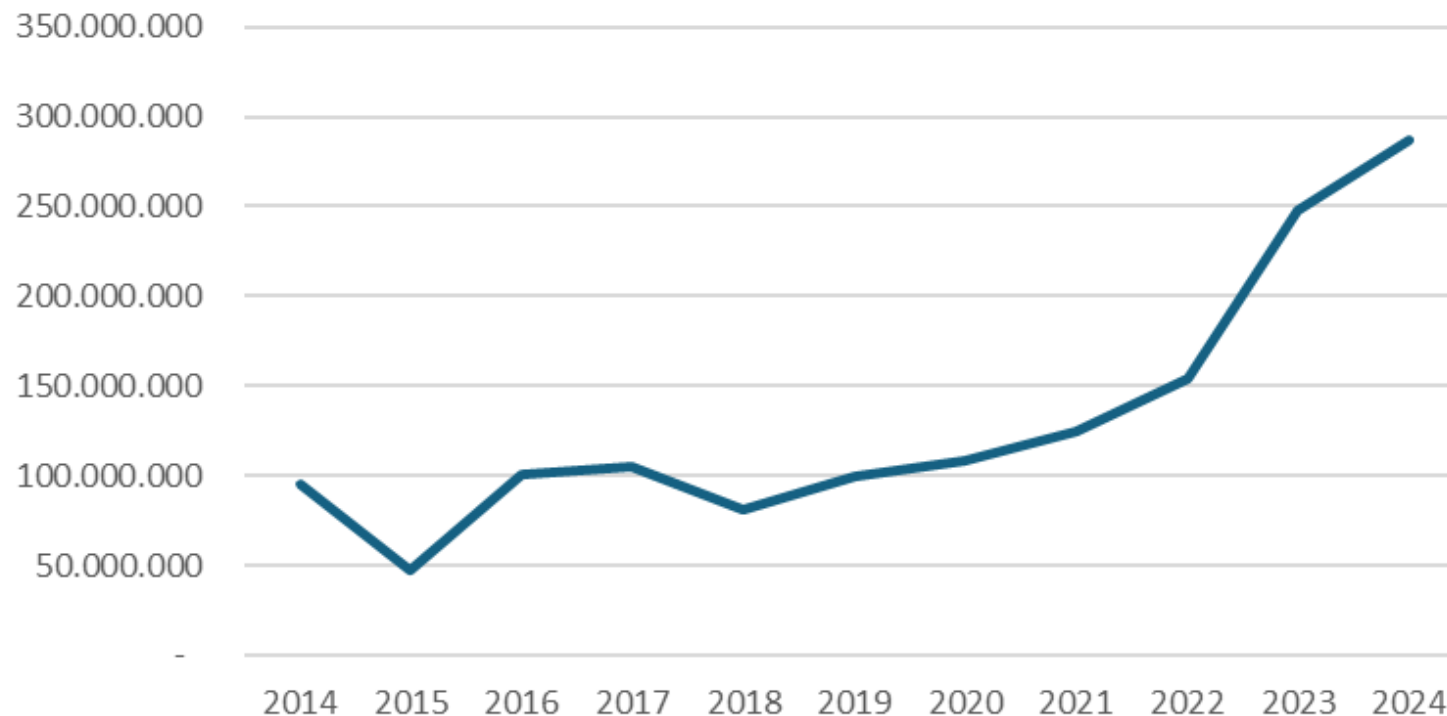
Aligning PAMs and projections

- **Harmonisation of assumptions** needs to be improved (work in progress)
- Establish **key indicators** in an early stage when elaborating PAMs
- **Governance challenge** rather than data failure



Support to developing countries

Belgian Climate Finance 2014-2024



2/3 in Africa

42% adaptation
37% cross-cutting
21% mitigation

1/3 Multilateral
2/3 Bilateral

88% grants
8% loans
4% equity, debt swaps & interest subsidies

Recent developments and outlook

EU



- 2035 NDC (-66,25 to -72,5%)
- Clean Industrial Deal (focus on energy-intensive industries and clean-tech)
 - Affordable energy, demand for clean products, financing, circularity and access to materials
 - Clean Trade and Investment Partnerships
 - Strengthened CBAM
- Review of CO₂ standards for cars and vans
- Revision of legislation to implement '40 target:
 - EU ETS
 - National targets and flexibilities
 - Governance
 - etc.

Belgium



- Updated NECP 2030 (October 2025)
- Preparations for NECP 2040 (draft due by 2028)
- Social Climate Plan (pending)
- National Burden Sharing Agreement (pending)
- Improved governance, incl. monitoring and evaluation of PAMs and use of federal ETS revenues (ongoing)
- Improve coherence of monitoring and reporting (in line with recommendations)
- Scientific Climate Council (pending)



Thank you

