



# 10-steps Timeline

## Appeal process



### Check you can appeal

Confirm you are a stakeholder, activity participant or DNA



### Identify the decision & choose your grounds

Supervisory Body decisions:  
Registration,  
Issuance, Renewal,  
Post-registration  
changes

At least, one  
ground: Exceeded  
authority, incorrect  
application, factual  
error, provider  
error



### Pay fee/request waiver

30,000 USD; exemptions for  
some DNAs and vulnerable  
groups



### Respect the deadlines

File within 28 days (14 for  
issuance decisions) via the  
UNFCCC interface



### Complete the form

Provide your detailed facts and  
arguments, relationship to the  
activity, decision and grounds,  
incl. the gathered evidence



### Gather evidence

Collect supporting documents  
and references and prepare a  
sworn statement



### Completeness & eligibility checks

The secretariat checks the  
information for completeness.  
The appeal panel confirms legal  
standing, scope, and grounds




### Publication of Appeal

If found eligible, the appeal is  
published on the UNFCCC  
website



### Panel review & ruling

The Appeal panel affirms the  
decision or remands it to the  
Supervisory Body



### If remanded

The Supervisory Body reconsiders  
and issues a new decision; fee  
reimbursed