




Zarautz, Basque Country, 2014. By Asier Aranzadi

ADAPTATION POLICIES CHECKLIST (APC) TOOL

Elisa Sainz de Murieta

bc³
BASQUE CENTRE
FOR CLIMATE CHANGE
Klima Aldaketa Ikergai

WHAT IS THE APC TOOL?

- The APC (**A**daptation **P**olicies **C**hecklist) is an **ex-post evaluation tool** designed to assess the level of progress of climate change adaptation policies.
- The APC tool consist of a checklist  covering policy, economic, scientific and legitimacy issues and resources used for adaptation planning.
- It is based on 17 indicators and 53 metrics that cover general aspects of adaptation policies.

MAIN EVALUATION AREAS

Three main areas:

- Policy and economic area



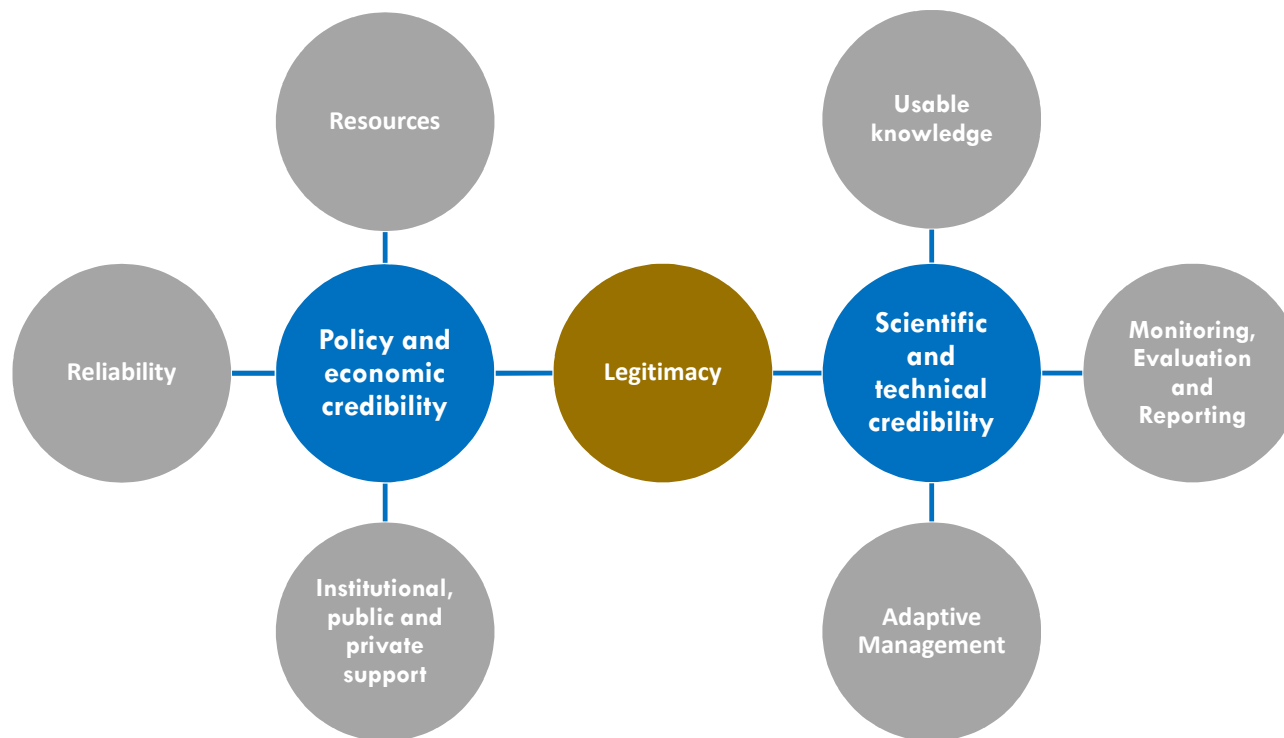
- Scientific and technical area



- Legitimacy



MAIN COMPONENTS OF THE APC

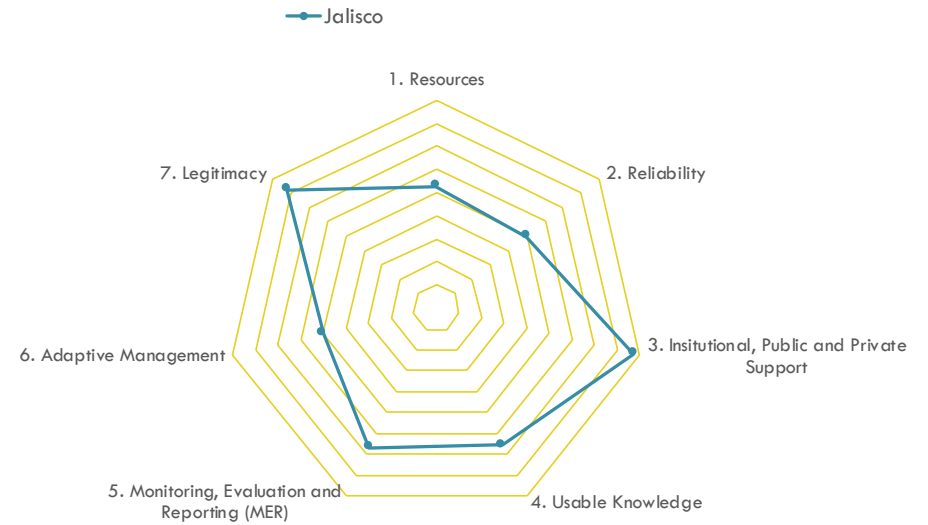
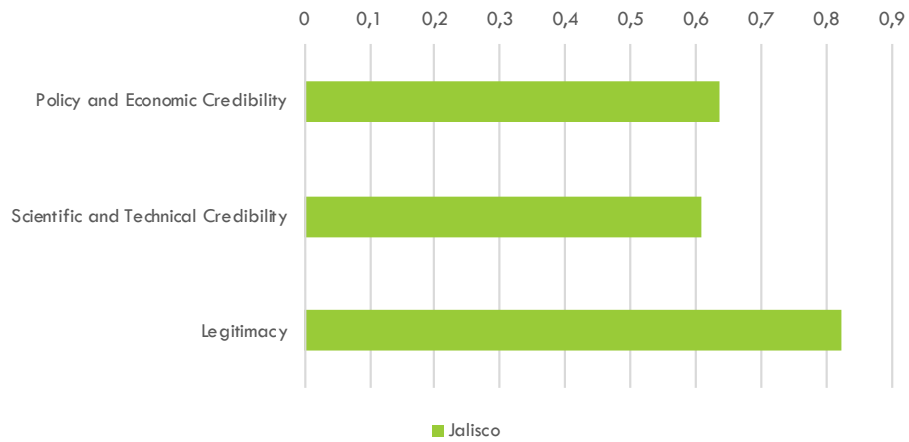


INDICATORS AND METRICS

| MAJOR AREA | COMPONENTS | INDICATORS (I#) | METRICS |
|--------------------------------------|---|--|---------|
| POLICY AND ECONOMIC CREDIBILITY | 1. Resources | 1. Funding | 3 |
| | | 2. Consistency | 2 |
| | | 3. Prioritisation and timing | 3 |
| | 2. Reliability | 4. Past performance | 3 |
| | | 5. Assigned responsibilities | 3 |
| | 3. Institutional, public and private support | 6. Public opinion | 1 |
| | | 7. Legislation and regulatory nature | 2 |
| | | 8. Networks membership | 1 |
| | | 9. Leadership and support | 5 |
| SCIENTIFIC AND TECHNICAL CREDIBILITY | 4. Usable knowledge | 10. Impacts and vulnerability assessment | 4 |
| | | 11. Adaptation options assessment | 4 |
| | 5. Monitoring, evaluation and reporting (MER) | 12. Monitoring, Evaluation and Reporting (MER) processes | 6 |
| | 6. Adaptive management | 13. Learning mechanisms | 3 |
| | | 14. Uncertainty awareness | 1 |
| LEGITIMACY | 7. Legitimacy | 15. Transparency and dialogue | 5 |
| | | 16. Engagement of stakeholders and civil society' | 3 |
| | | 17. Equity and justice | 3 |

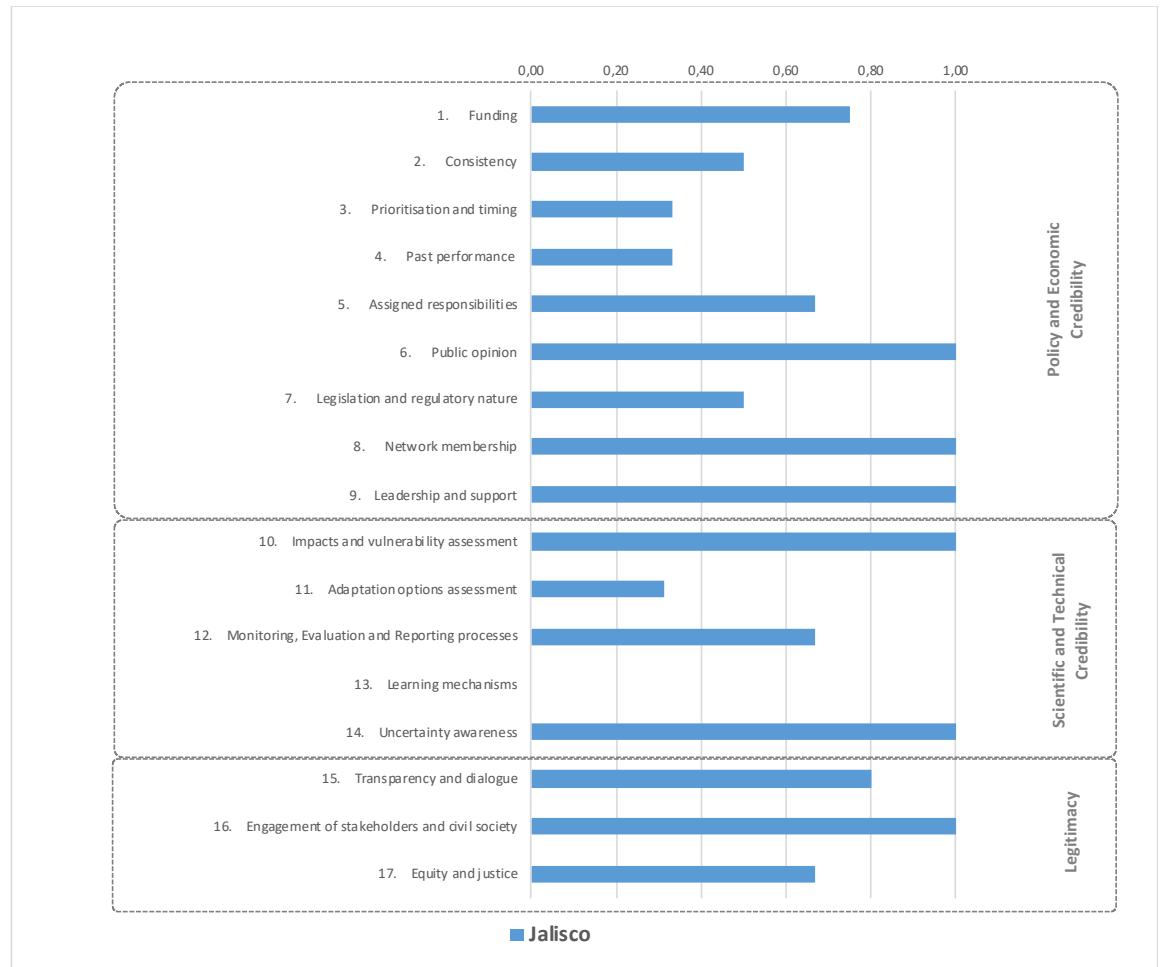
53 metrics

Evaluation by major area



EXAMPLE: PRELIMINARY RESULTS BY JALISCO

EXAMPLE: PRELIMINARY RESULTS BY JALISCO



BENEFITS OF USING THE APC TOOL

- **Identify** areas for potential improvement
- **Track** adaptation policy processes
- **Learn and share** lessons learnt



**SUCCESSFUL
ADAPTATION**



ACKNOWLEDGEMENTS

Olazabal, M., Galarraga I., Ford J., Lesnikowski A., and Sainz de Murieta E. “A Credibility Index for Local Climate Change Adaptation Policies.” **Under review.**

Olazabal, M., I. Galarraga, J. Ford, A. Lesnikowski and E. Sainz de Murieta (2017) *Towards successful adaptation: a checklist for the development of climate change adaptation plans.* **BC3 Working Paper Series 2017-01.** Basque Centre for Climate Change (BC3). Leioa, Spain. Short Url: <https://goo.gl/o244h9>



bc³

BASQUE CENTRE
FOR CLIMATE CHANGE
Klima Aldaketa Ikergai

THANK YOU!

Elisa Sainz de Murieta

elisa.sainzdemurieta@bc3research.org

Marta Olazabal

marta.olazabal@bc3research.org

Edificio Sede 1, Planta 1
Parque Científico de UPV/EHU
Barrio Sarriena, s/n
48940 Leioa (Bizkaia), SPAIN
t: +34 944 014 690 Ext. 122

HOW TO USE THE APC TOOL

ADAPTATION POLICIES CHECKLIST (APC): Goals, benefits and methods

What is APC tool about? The APC tool has been created as an ex ante or ex post adaptation policies evaluation tool based on 17 indicators and 53 metrics that cover general aspects of adaptation policies.

Which are the benefits for regions? The benefit for regions using the tool is simply to know where they stand, to be able to assess their progress and to identify potential improvement areas, given that their plans are on early stages.

What will regions have to do? the APC tool consist of a checklist (in Excel) covering policy, economic, scientific and legitimacy issues and resources used for adaptation planning. Based on our previous testings, and the knowledge that you have on your own region and policy documents, we don't expect that the process of filling in the sheet will take more than 2-3 hours.

Example 1: Have specific budgets been assigned for each of the measures contained in the plan? (Y/N)
Example 2: Did the plan include a process of participation with stakeholders (including other departments) and civic organisations? (Y/N).

In most cases, responses need to be evidenced indicating document (and page) or official website where this information can be found.

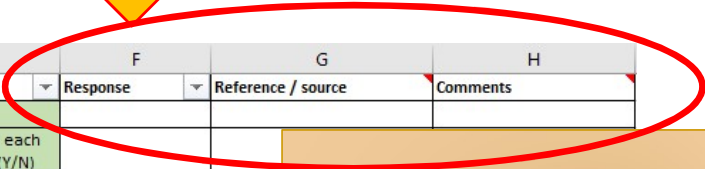
What do we expect? on our side (BC3) we are interested in getting regions' feedback on the usefulness and applicability of the tool for improvement purposes. This can be done afterwards, for example, during a short Skype meeting (30 min).

Components of the APC tool

- Reliability
- Double knowledge
- Policy and economic credibility
- Legitimacy
- Scientific and technical credibility
- Monitoring, Evaluation and Reporting
- Institutional, public and private support
- Adaptive Management

Excel tabs: The APC tool, CREDITS of the APC TOOL, Responses, Additional info

| | A | B | C | D | E | F | G | H |
|----|---------------------------------|-------------|---|--|---|----------|--------------------|----------|
| 1 | MAJOR AR | COMPONENTS | INDICATORS (I#) | M# | Question to be answered | Response | Reference / source | Comments |
| 2 | POLICY AND ECONOMIC CREDIBILITY | RESOURCES | 1. Funding | M#1 | Overall budget of the plan (€) (if any) | | | |
| 3 | | | | M#2 | Have specific budgets been assigned for each of the measures contained in the plan? (Y/N) | | | |
| 4 | | | | M#3 | Is the creation of the plan funded with own resources? (Y/N) | | | |
| 5 | | | M#4 | Does the plan fully or partially secure funding for the implementation of the measures proposed? (Y/N) | | | | |
| 6 | | | 2. Consistency | M#5 | GDP of the region (€) (on the year of plan approval or the most recent one) | | | |
| 7 | | | | M#6 | Number of measures (N) contained in the plan | | | |
| 8 | | | 3. Prioritisation and timing | M#7 | Does the plan set a timetable for adaptation implementation? (Y/N) | | | |
| 9 | | | | M#8 | Does the plan set any criteria for prioritisation during the implementation phase? (Y/N) | | | |
| 10 | | | | M#9 | Has the plan demonstrated capacity to evaluate these criteria on each identified stage of the adaptation plan (Deviced/used)? | | | |
| 11 | | RELIABILITY | 4. Past performance | M#10 | Performance regarding climate change mitigation policies | | | |
| 12 | | | | M#11 | Has the plan been implemented or is being implemented? (Y/N) | | | |
| 13 | | | | M#11.1 | Is there evidence of any emissions reductions as a result of the plan? (Y/N) | | | |
| 14 | | | | M#11.2 | Is there a history of abolishment of previous environmental policies or institutional bodies? (Y/N) | | | |
| 15 | | | 5. Assigned responsibilities | M#12 | Plan creation: has the plan been written by the planning department? (Y/N) | | | |
| 16 | | | | M#13 | Does the plan assign a coordinator of the implementation phase? (Y/N) | | | |
| 17 | | | | M#14 | Responsible parties for each measure: | | | |
| 18 | | | | M#15 | Does the plan assign responsible parties for each measure contained in the plan? (Y/N) | | | |
| 19 | | M#15.1 | Level of specificity: have the assigned parties smaller subdivisions? (Y/N) | | | | | |
| 20 | | M#15.2 | | | | | | |



Type of answer (e.g. Y or N) is specified at the end of each question.

Example of metrics with sub-metrics: M#11, M#15





| | A | B | C | D | E | F | G | H |
|----|---------------------------------|------------------------------|------------------------------|---------------------|---|--|--------------------|----------|
| 1 | MAJOR AR | COMPONENTS | INDICATORS (I#) | M# | Question to be answered | Response | Reference / source | Comments |
| 2 | POLICY AND ECONOMIC CREDIBILITY | RESOURCES | 1. Funding | M#1 | Overall budget of the plan (€) (if any) | | | |
| 3 | | | | M#2 | Have specific budgets been assigned for each of the measures contained in the plan? (Y/N) | | | |
| 4 | | | | M#3 | Is the creation of the plan funded with own resources? (Y/N) | | | |
| 5 | | | | M#4 | Does the plan fully or partially secure funding for the implementation of the measures proposed? (Y/N) | | | |
| 6 | | | 2. Consistency | M#5 | GDP of the region (€) (on the year of plan approval or the most recent one) | | | |
| 7 | | | | M#6 | Number of measures (N) contained in the plan | | | |
| 8 | | | 3. Prioritisation and timing | M#7 | Does the plan set a timetable for adaptation implementation? (Y/N) | | | |
| 9 | | | | M#8 | Does the plan set any criteria for prioritisation during the implementation phase? (Y/N) | | | |
| 10 | | | | M#9 | Has the plan demonstrated capacity to evaluate these criteria on each identified stage of the adaptation plan (Deviced/used)? | | | |
| 11 | | | RELIABILITY | 4. Past performance | M#10 | Performance regarding climate change mitigation policies | | |
| 12 | | M#11 | | | Has the plan been implemented or is being implemented? (Y/N) | | | |
| 13 | | M#11.1 | | | Is there evidence of any emissions reductions as a result of the plan? (Y/N) | | | |
| 14 | | M#11.2 | | | Is there a history of abolishment of previous environmental policies or institutional bodies? (Y/N) | | | |
| 15 | | M#12 | | | Plan creation: has the plan been written by the planning department? (Y/N) | | | |
| 16 | | 5. Assigned responsibilities | | M#13 | Does the plan assign a coordinator of the implementation phase? (Y/N) | | | |
| 17 | | | | M#14 | Responsible parties for each measure: | | | |
| 18 | | | | M#15 | Does the plan assign responsible parties for each measure contained in the plan? (Y/N) | | | |
| 19 | | | | M#15.1 | Level of specificity: have the assigned parties smaller subdivisions? (Y/N) | | | |
| 20 | | | | M#15.2 | | | | |

Include here the document (as referred in "Additional info") and the page where this info can be located. For example: "Doc. 1, page 45" " website 1, under headline X"

| | A | B | C | D | E | F | G | H |
|----|---|---|---|--|---|---|---|---|
| 1 | Table 1. List of revised documents and sources | | | ADD AS MANY LINES AS NECESSARY | | | | |
| 2 | Website 1 | | | <i>Please, refer to these websites and documents (adap</i> | | | | |
| 3 | Website 2 | | | | | | | |
| 4 | Document 1 | | | | | | | |
| 5 | Document 2 | | | | | | | |
| 6 | | | | | | | | |
| 7 | Other additional questions: | | | | | | | |
| 8 | Annual budget of the region (€) (on the year of plan approval or the most recent one) * | | | | | | | |
| 9 | National adaptation plan (if any) | | | | | | | |
| 10 | National adaptation legislation (if any) | | | | | | | |
| 11 | Regional adaptation legislation (if any) | | | | | | | |
| 12 | | | | | | | | |
| 13 | * This relate to M#5 | | | | | | | |
| 14 | | | | | | | | |
| 15 | | | | | | | | |
| 16 | | | | | | | | |
| 17 | | | | | | | | |
| 18 | | | | | | | | |
| 19 | | | | | | | | |
| 20 | | | | | | | | |
| 21 | | | | | | | | |
| 22 | | | | | | | | |
| 23 | | | | | | | | |
| 24 | | | | | | | | |
| 25 | | | | | | | | |
| 26 | | | | | | | | |
| 27 | | | | | | | | |

EXAMPLE OF REVIEWED MATERIALS

| Table 1. List of revised documents and sources - COPENHAGEN | |
|--|---|
| Website 1 | http://international.kk.dk/artikel/climate-adaptation |
| Document 1 | CLIMATE CHANGE ADAPTATION AND INVESTMENT STATEMENT. Part 1, October 2015 |
| Document 2 | CLIMATE CHANGE ADAPTATION AND INVESTMENT STATEMENT. Part 2, October 2015 |
| Document 3 | Cloudburst Management plan 2012 |
| Document 4 | Copenhagen Climate Adaptation Plan - 2011 |
| Document 5 | CPH 2025 Climate Plan (2011) |



| | A | B | C | D | E | F | G | H |
|----|---------------------------------|--|------------------------------|--|---|----------|--------------------|----------|
| 1 | MAJOR AR | COMPONENTS | INDICATORS (I#) | M# | Question to be answered | Response | Reference / source | Comments |
| 2 | POLICY AND ECONOMIC CREDIBILITY | RESOURCES | 1. Funding | M#1 | Overall budget of the plan (€) (if any) | | | |
| 3 | | | | M#2 | Have specific budgets been assigned for each of the measures contained in the plan? (Y/N) | | | |
| 4 | | | | M#3 | Is the creation of the plan funded with own resources? (Y/N) | | | |
| 5 | | | M#4 | Does the plan fully or partially secure funding for the implementation of the measures proposed? (Y/N) | | | | |
| 6 | | | 2. Consistency | M#5 | GDP of the region (€) (on the year of plan approval or the most recent one) | | | |
| 7 | | | | M#6 | Number of measures (N) contained in the plan | | | |
| 8 | | | 3. Prioritisation and timing | M#7 | Does the plan set a timetable for adaptation implementation? (Y/N) | | | |
| 9 | | | | M#8 | Does the plan set any criteria for prioritisation during the implementation phase? (Y/N) | | | |
| 10 | | | | M#9 | Has the plan demonstrated capacity to evaluate these criteria on each identified stage of the adaptation plan (Deviced/used)? | | | |
| 11 | | RELIABILITY | 4. Past performance | M#10 | Performance regarding climate change mitigation policies | | | |
| 12 | | | | M#11 | Has the plan been implemented or is being implemented? (Y/N) | | | |
| 13 | | | | M#11.1 | Is there evidence of any emissions reductions as a result of the plan? (Y/N) | | | |
| 14 | | | | M#11.2 | Is there a history of abolishment of previous environmental policies or institutional bodies? (Y/N) | | | |
| 15 | | | | M#12 | Plan creation: has the plan been written by the planning department? (Y/N) | | | |
| 16 | | | 5. Assigned responsibilities | M#13 | Does the plan assign a coordinator of the implementation phase? (Y/N) | | | |
| 17 | M#14 | Responsible parties for each measure: | | | | | | |
| 18 | M#15 | Does the plan assign responsible parties for each measure contained in the plan? (Y/N) | | | | | | |
| 19 | M#15.1 | Level of specificity: have the assigned parties smaller subdivisions? (Y/N) | | | | | | |
| 20 | | | | | | | | |

For comments or notes to be taken into consideration.

For example: In M#2 you state "Y" but not all the measures have budget assigned. Please, include this type of clarifications in this column.

DIFFICULTIES INTERPRETING METRICS?

- **M#3:** Is the creation of the plan funded with own resources? (Y/N)
- **M#7:** Does the plan set a timetable for adaptation implementation? (Y/N)
- **M#9:** Has the plan demonstrated capacity to evaluate *these criteria*** on each identified option? (Y/N)
** related to M#8 (prioritization criteria for implementation)

- **M#27:** Does the assessment consider cascading impacts? (Y/N)
- **M#29:** Has a preliminary list of adaptation alternatives been identified and evaluated? (Y/N)

- **M#48:** Did the plan include a process of participation with stakeholders (including other departments) and civic organizations? (Y/N)
- **M#53:** Does the plan present a full understanding of the beneficiaries of the adaptation measures proposed? (Y/N)