

Article 6.2 International Registry and Additional Registry Services (ARS)

Minimum Viable Product (MVP):

Structure and Key Processes

14 May 2026



Cooperation under Article 6.2 of the Paris Agreement



Countries/parties to the Paris Agreement may engage on a voluntary basis in **cooperative approaches that involve the use of “internationally transferred mitigation outcomes” (ITMOs)** towards NDCs and other international mitigation purposes.

- Article 6.2 enables a host country to sell units to a buyer country, in exchange for investments, support for capacity building, and access to technologies not available through domestic resources. The buyer country purchases these units, known as **Internationally Transferred Mitigation Outcomes (ITMOs)** to address any gaps in meeting its own climate goals.
- Article 6.2 provides **accounting and reporting guidance** for Parties to use ITMOs towards their NDCs.



Article 6.2 – International Registry

Decision Text

“...**Para. 49** Clarifies that the connection of the Article 6, paragraph 4, mechanism registry and participating Party registries to the international registry shall enable the ability to pull and view data and information on holdings and the action history of authorized Article 6, paragraph 4, emission reductions and enable the transfer of authorized Article 6, paragraph 4, emission reductions as internationally transferred mitigation outcomes to the international registry, consistent with the interoperability arrangements applicable to all registries described in decision 6/CMA.4, annex I, chapter I.B, and supporting the execution of functions listed in decision 2/CMA.3, annex, paragraph 29

Para. 50 requests the secretariat to provide, as an additional service for Parties that request it, registry services through which a Party may issue mitigation outcomes as units, the use of which it has authorized or intends to authorize, in order to support the participation of the Party in cooperative approaches and decides that these services shall implement interoperability arrangements with the international registry as referred to in decision 6/CMA.4, annex I, paragraph 24, and support the execution of functions listed in decision 2/CMA.3, annex, paragraph 29;

Para 51 Requests the secretariat to provide the registry services referred to in paragraph 50 above within the same timeline as that for the development and implementation of the international registry;

Para 52. Clarifies that the registry services referred to in paragraph 50 above do not constitute an endorsement by the secretariat or by Parties to the Paris Agreement of the quality of any mitigation outcomes involved, including with respect to the environmental integrity of those mitigation outcomes;

Para 53. Decides that neither the secretariat’s provision of the assistance referred to in paragraph 54 below nor its provision of registry services referred to in paragraph 50 above will involve the establishment of any guidance for or supervision of national registries by the Conference of the Parties serving as the meeting of the Parties to the Paris Agreement; ... “



Article 6.2 – International Registry

What does this mean for you?

Utilize the infrastructure UNFCCC provides

The CMA has mandated the secretariat to provide ready-to-use registry services; issuance, transfer, and holding of ITMOs, to any Party that lacks national registry infrastructure.

Assured Compliance

All services implement interoperability arrangements with the Article 6.2 international registry, ensuring every ITMO transaction is fully aligned with CMA decisions and agreed guidelines.

No Barriers, no obligations

Using the UNFCCC's registry services creates no requirement to build national systems.

Parties retain full sovereignty; opting in as needed, on-demand, on their own terms and timeline.



MVP DEMONSTRATION

Objectives



Objectives



Demonstrate selected MVP functionalities related to **the recording and tracking** of mitigation outcomes and ITMOs;



Illustrate how selected **registry processes** may operate in practice;



Provide an overview of the **MVP structure, accounts and registry actions**;



Clarify the current **scope and limitations** of the MVP;



Gather feedback from Parties and experts to support further development and refinement;



The MVP is provided for **demonstration and feedback purposes only** and does not represent a fully operational system.



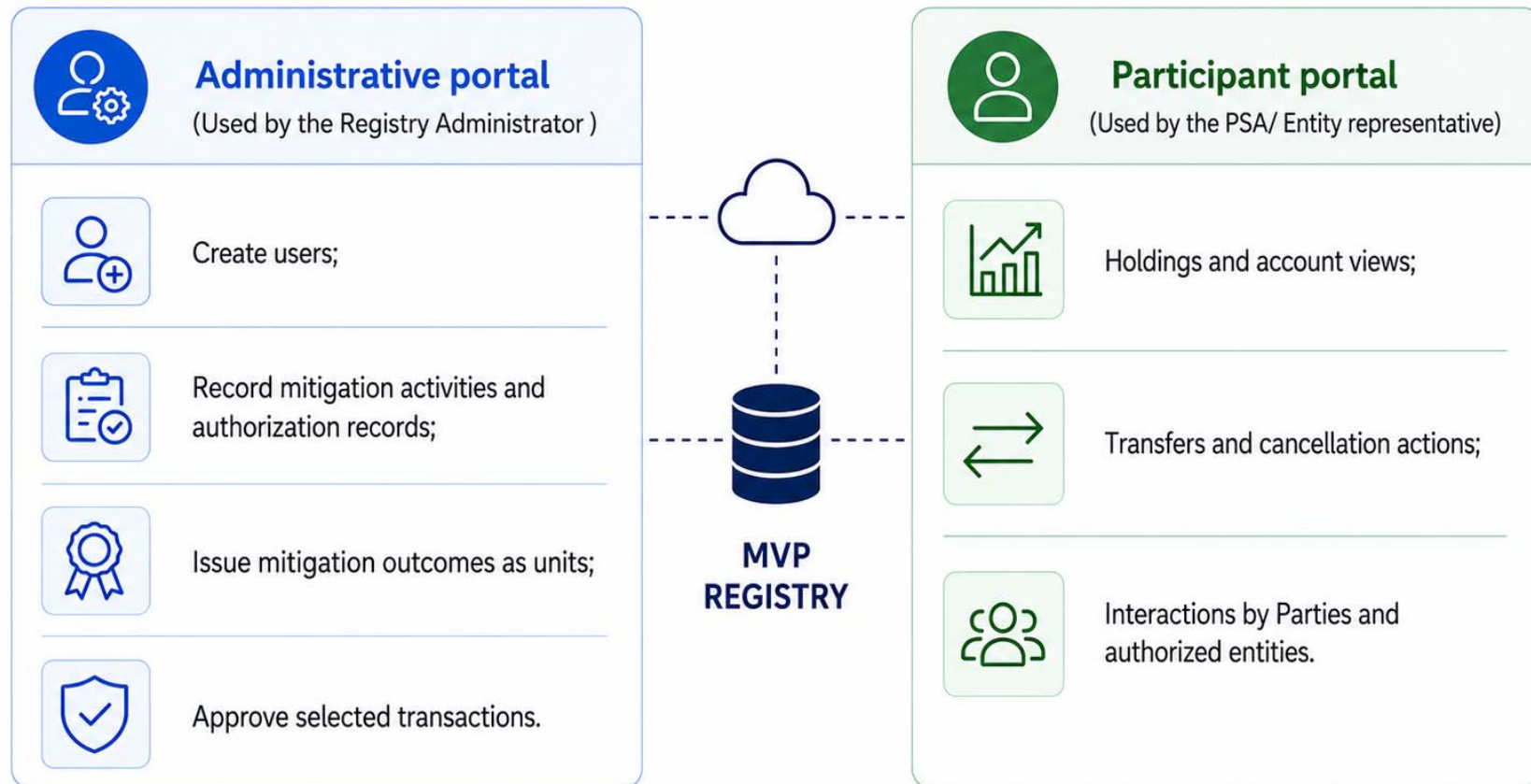
MVP STRUCTURE, ACCOUNTS AND PROCESSES

Overview of the MVP interfaces and operational arrangements




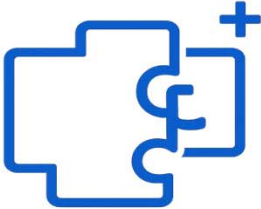




MVP ENVIRONMENT

The MVP environment currently consists of two interfaces:



MVP accounts

Examples of account types in the MVP

 MO Holding Account	 Authorized MO Holding Account	 ITMO Holding Account
 Use Accounts	 Cancellation Accounts	 Authorized Entity Accounts



Authorized entities operate under a Party's **authorization** and in accordance with **Article 6 guidance**.



MVP accounts (cont.)

ADDITIONAL REGISTRY SERVICES (ARS)

<p>XXA Party Holding Account for MOs Account ID: XXA MO Holding (ARS)</p>	<p>XXA Entity Holding Account for MOs Account ID: XXA Entity MO Holding (ARS)</p>	<p>XXA Party Holding Account for Authorized MOs (AMO) Account ID: XXA CA000A AMO Holding (ARS)</p>	<p>XXA Entity Holding Account for Authorized MOs (AMO) Account ID: XXA Entity CA000A AMO Holding (ARS)</p>
---	---	--	--

INTERNATIONAL REGISTRY (IR)

<p>XXA Party Holding Account for ITMOs Account ID: XXA CA000A ITMO Holding (IR)</p>	<p>XXA Entity Holding Account for ITMOs Account ID: XXA Entity CA000A ITMO Holding (IR)</p>			
<p>Use Account for NDC Account ID: XXA CA000A NDC Use (IR)</p>	<p>IMP Cancellation Account Account ID: XXA CA000A IMP Cancellation (IR)</p>	<p>OP Cancellation Account Account ID: XXA CA000A OP Cancellation (IR)</p>	<p>Voluntary Cancellation Account (OMGE) Account ID: XXA CA000A OMGE Cancellation (IR)</p>	<p>Voluntary Cancellation Account Account ID: XXA CA000A Voluntary Cancellation (IR)</p>



MVP registry processes

The MVP demonstrates **simplified registry processes** related to mitigation outcomes and ITMOs.



Recording mitigation activity



Issuing mitigation outcomes



Recording and linking authorization information



Managing holdings



Transfer and acquisition of ITMOs



Use and cancellation of ITMOs



Recording of first transfer

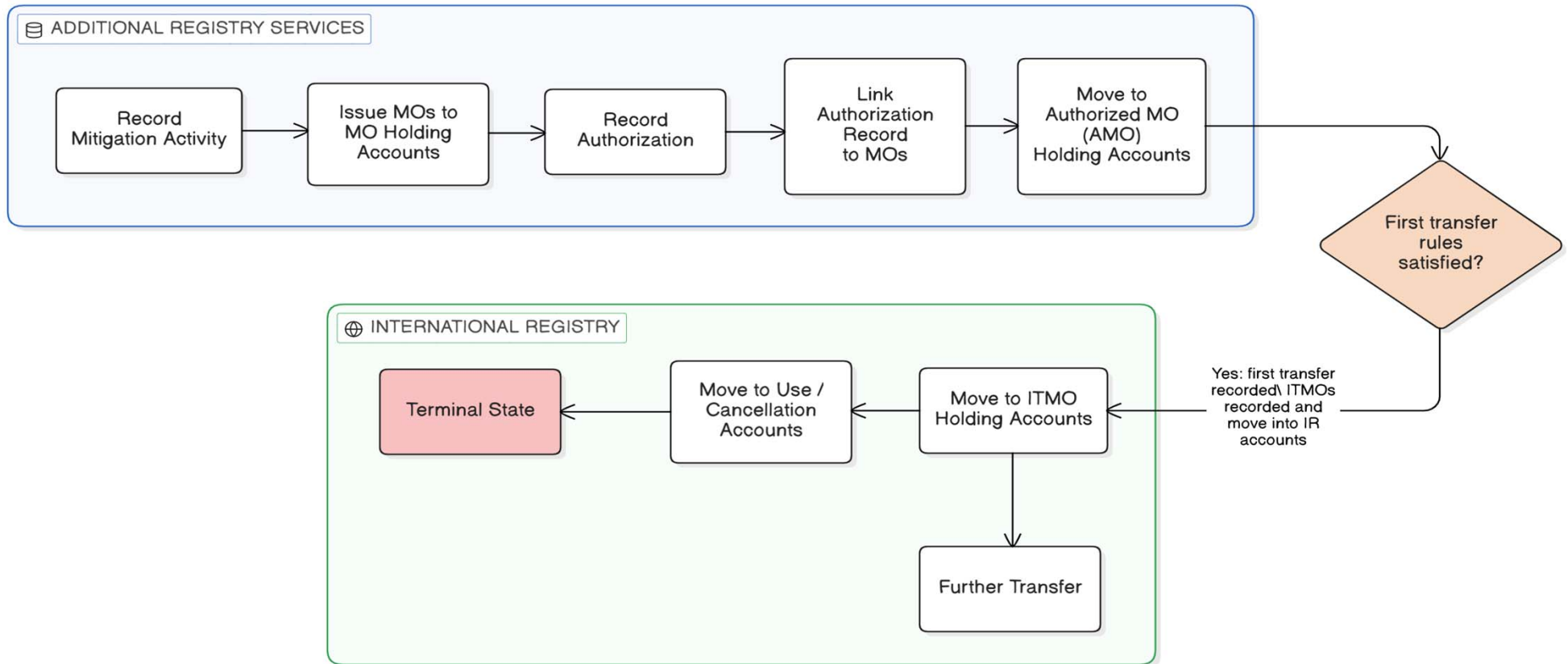


The demonstration focuses on **selected processes only** and does not represent the complete operational workflow of the future system.



MVP registry processes (cont.)

Example of sequence of processes in the MVP (different arrangements may apply)



Authorization is **submitted to the CARP**. The MVP relies on these inputs for registry functions and operations.





In the MVP, first transfer is recorded manually based on:

- The uses covered by the authorization record linked to the mitigation outcome; and
- Where authorized uses cover OIMP, the specification of first transfer as defined in the authorization record linked to the mitigation outcome.



Demonstrated examples include:

- First international transfer between Parties;
- Use or cancellation where authorized use includes OIMP and use and cancellation is specified as first transfer by the authorization.



MVP limitation

The current MVP uses manual recording of first transfer actions.

Limitations of the MVP

The MVP demonstrates **selected functionalities only** and includes **simplified operational arrangements** for demonstration purposes.

Out of scope for the MVP

- ✘ **Interoperability** with other registries;
- ✘ Integration with external systems such as **CARP**;
- ✘ **Production-grade** user interfaces and workflows;
- ✘ Automated **identity verification** procedures;
- ✘ **Production data.**



Technical limitations



Uses a **single registry section** as separate Party sections are not yet fully implemented;



Relies on **manual or administrator-supported actions** for certain processes. In a production environment, these actions would be undertaken by the Party Section Administrator;



Includes **manually recorded first transfer actions**.



Functionalities are expected to evolve over time in accordance with **CMA guidance** and **Party inputs**

MVP DEMO SCENARIOS

Illustrative examples of registry actions and workflows



Scenarios overview

The live demonstration is structured around **four illustrative scenarios** designed to demonstrate selected registry functions and workflows within the MVP environment.



1a - Cancellation of ITMOs by Party XXA for use towards OIMP;



2a - International transfer of ITMOs from Party XXA to Party XXC;



1b - Cancellation of ITMOs by Party XXA's authorized entity for use towards OIMP;



2b - International transfer of ITMOs between Parties XXA and XXC involving authorized entities.



All scenarios use fictional data and simplified workflows for demonstration purposes only.



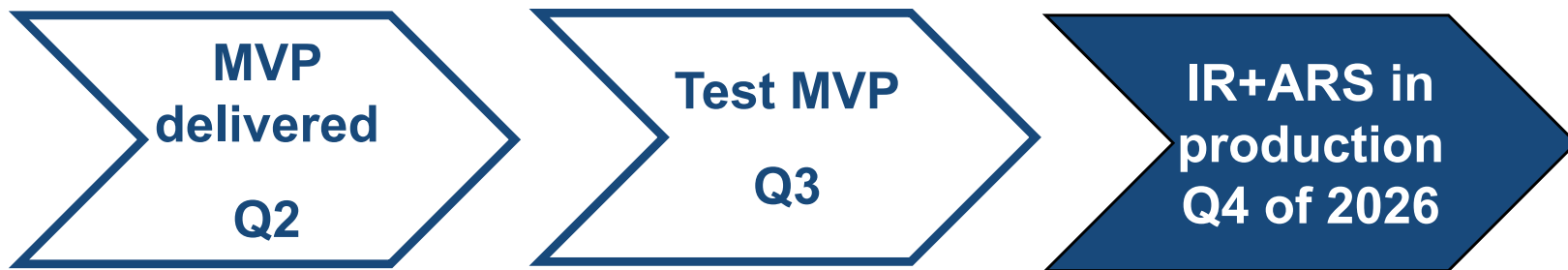
Scenarios overview

Scenario	Title	User	Objective	Main functions demonstrated
1a	Cancellation of ITMOs by Party XXA for use towards OIMP (CORSIA)	XXA Party Section Administrator	Demonstrate cancellation of authorized MOs by Party for OIMP (CORSIA), with first transfer recorded.	Holdings view, account selection, mitigation activity and authorization recording, authorization linking, transfer for cancellation, first-transfer recording.
2a	International transfer of ITMOs from Party XXA to Party XXC	XXA and XXC Party Section Administrators	Demonstrate an international transfer of ITMOs, with first transfer recorded	Holdings view, inter-Party transfer, first-transfer recording
1b	Cancellation of ITMOs by Party XXA's authorized entity for use towards OIMP (CORSIA)	XXA Party Section Administrator, authorized entity (Green Group A)	Demonstrate cancellation of authorized MOs by authorized entity for use towards OIMP (CORSIA) with approval from Party	Holdings view, account selection, internal transfer from Party to authorized entity, transfer for cancellation, approval workflow, first-transfer recording
2b	International transfer of ITMOs between Parties XXA and XXC involving authorized entities	XXA and XXC administrators and authorized entities (Green Group A and Green C Entity)	Demonstrate international transfers involving authorized entities	Entity accounts, internal transfers, international transfer, first-transfer recording



Timeline

- MVP for 6.2 Registry delivered in April 2026 (work started in mid-Jan 2026)
- Secretariat and interested stakeholders request access & test MVP
- Final registry will be delivered in Q4 of 2026



We are here

Interoperability:

- **Interoperability Hub: This will be delivered once the 6.2 and 6.4 Registries are deployed.**
- **Interoperability will be achieved through Communication Standards published at <https://unfccc.int/documents/656745>**



Advantages of UNFCCC 6.2 Registry

- **Individual Party Sections for each Party – when full-fledged registry is delivered**
- **Generation of AEF**
- **Maintenance of the registries are done by UNFCCC**
- **Fully Integrated with 6.4 Registry via Interoperability Hub**
- **Integration with CARP**

Interoperability:

- **Interoperability Hub: This will be delivered once the 6.2 and 6.4 Registries are deployed.**
- **Interoperability will be achieved through Communication Standards published at <https://unfccc.int/documents/656745>**



QUESTIONS AND ANSWERS



NEXT STEPS

Operationalization of the International Registry and the ARS



Next steps

The secretariat continues to engage with Parties interested in using the **international registry and ARS** through:

- Discussions and technical exchanges;
- Testing and feedback activities.

Next steps may include:

- Continued refinement of MVP functionalities;
- Development of additional registry features;
- Further operational guidance and documentation;
- Future work on interoperability and integration-related functionalities.

→ Development remains subject to: **CMA guidance** and **availability of resources**.



Mandate and documents available

Mandate for developing the international registry and ARS

- Decisions 2/CMA.3, 6/CMA.4 and 4/CMA.6.

Documents available on the UNFCCC website

- Procedure (initial version): International Registry and Additional Registry Services;
- Terms and conditions for entities;
- Interim process for Parties to open a Party section in the international registry;
- Presentations.



<https://t1p.de/5levp>



Thanks for joining!

Got any further questions?

Contact international-registry@unfccc.int if you have any questions or if you would like to register for a Party section in the international registry and ARS

Do share your feedback and help us make our support more responsive to your needs.

Scan the QR Code, or use this link:

<https://forms.office.com/e/BhXJ4rQM6p>

