




UN CLIMATE
CHANGE
CONFERENCE
UK 2021

IN PARTNERSHIP WITH ITALY



EXPLORE EXHIBITORS

In this section you can explore virtual exhibits from UNFCCC observers. Find the section by hovering over the 'Action Zone' button in the main menu, and selecting 'Virtual Exhibits' in the sub menu **A**.

Back

- Dashboard
- COP26 Schedule
- Presidency Area
- Global Climate Action
- Networking
- A** Action Zone
 - Action Zone
 - Virtual Exhibits**
 - Shout Space
 - Seen Today at COP
- Partners
- Info & Press
- Support
- UNFCCC Conference Page
- Map
- My Profile
- Notifications

VIRTUAL EXHIBITS

COP26 EXHIBITORS

Introduction


—

Lorem ipsum dolor sit amet, consectetur adipiscing elit, sed diam nonummy nibh euismod tincidunt ut laoreet dolore magna aliquam erat volutpat. Ut wisi enim ad minim veniam, quis nostrud exerci tation ullamcorper suscipit lobortis nisl ut aliquid ex ea commodo consequat. Duis autem vel eum iriure dolor in



UN CLIMATE CHANGE CONFERENCE UK 2021

IN PARTNERSHIP WITH ITALY



How to find an exhibitor of interest


On the Virtual Exhibits homepage use the filter at the top of the page to select topics of interest such as 'capacity building', 'gender' and more **B**.

The screenshot shows the Virtual Exhibits homepage. On the left is a navigation menu with items like Dashboard, COP26 Schedule, Presidency Area, Global Climate Action, Networking, Action Zone, Feedback, Info & Press, Support, UNFCCC Conferences Page, and My Profile. The main banner features a background image of hands holding a small tree with the text 'VIRTUAL EXHIBITS' and 'COP26 EXHIBITORS'. Below the banner is an 'Introduction' section with placeholder text and a sunset image. A 'Filter by:' section is highlighted with a blue circle 'B'. It includes a search bar, a 'Relevance' dropdown, and a list of 'Topics of Interest' with checkboxes: Adaptation, Resilience, Disaster Risk Reduction and Loss and Damage; Ambition and Collective Progress (including Differentiation and Equity, NDCs, NAPs, LTS); Biodiversity and Ecosystems (including Agriculture, Forests); Capacity Building; Cities, Regions and Built Environment; Circular Economy; Climate Finance; Climate Technology; Desertification; Education, Training, Public Participation and Youth; Energy; Gender; and Indigenous Peoples. Below the filter is a grid of nine exhibit cards, each with a sunset image and the text 'Lorem Ipsum Dolor'.



UN CLIMATE CHANGE CONFERENCE UK 2021

IN PARTNERSHIP WITH ITALY



How to explore individual exhibitors

Once you have selected an exhibitor, you will find information about what the exhibitor does **C**, videos **D**, links to the organisation's website **E** and any additional information the organiser may feel is important to their cause **F**.

How to engage with exhibit organisers

Navigate to the 'Meet The Team' section of the exhibitor's page **G**, Click on the 'Schedule Meeting' button on the right **H** or click on 'Connect' to add the team members to your network **I**.

The screenshot shows an exhibitor's profile page with the following sections and callouts:

- EXHIBIT BANNER**: A large image at the top with the text "EXHIBIT BANNER".
- EXHIBIT NAME**: A green bar containing the exhibitor's name.
- Text Description**: A paragraph of Lorem Ipsum text. Callout **C** points to this text.
- Video Player**: A video player showing a globe. Callout **D** points to the play button.
- Recommended for you**: A sidebar with three video/article thumbnails.
- MEET THE TEAM**: A section with four team member profiles, each with a "Connect" button. Callout **G** points to the section header, **H** points to the "Schedule Meeting" button, and **I** points to the "Connect" buttons.
- VISIT & FOLLOW US**: A section with a "Visit Us >" button and social media icons. Callout **E** points to the "Visit Us >" button.
- FURTHER READING**: A section with four article cards, each with a "Read More >" button. Callout **F** points to the first article card.