



UN CLIMATE
CHANGE
CONFERENCE
UK 2021

IN PARTNERSHIP WITH ITALY

CONNECT WITH THE COP26 COMMUNITY

THE NETWORKING PAGE ALLOWS YOU TO VIEW
AND CONNECT WITH OTHER ATTENDEES.

The Networking page allows you to connect with other participants and join virtual social events. To access the Networking area, click the 'Networking' button in the main menu **A**.

A

NETWORKING

ATTENDEE DIRECTORY

Connect with COP26 Attendees


Use this space to connect with COP26 participants around the world. Find the topics and delegations you want to engage with by using the search bar below, then either click 'Connect' or 'Schedule Meeting' to get started. Get your questions answered and views heard no matter where you are.

SELECT YOUR TOPICS OF INTEREST

[My Profile >](#)

Search

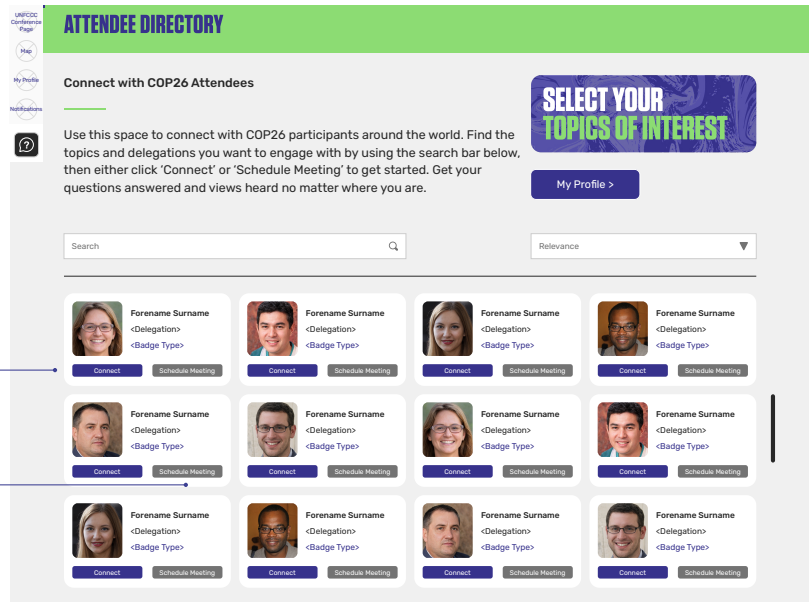
Relevance



How to contact people in the network

Once you have found a participant to connect with in the directory you can either click the 'Connect' button **B** to follow them, or set up a meeting by clicking 'Schedule meeting' **C**.

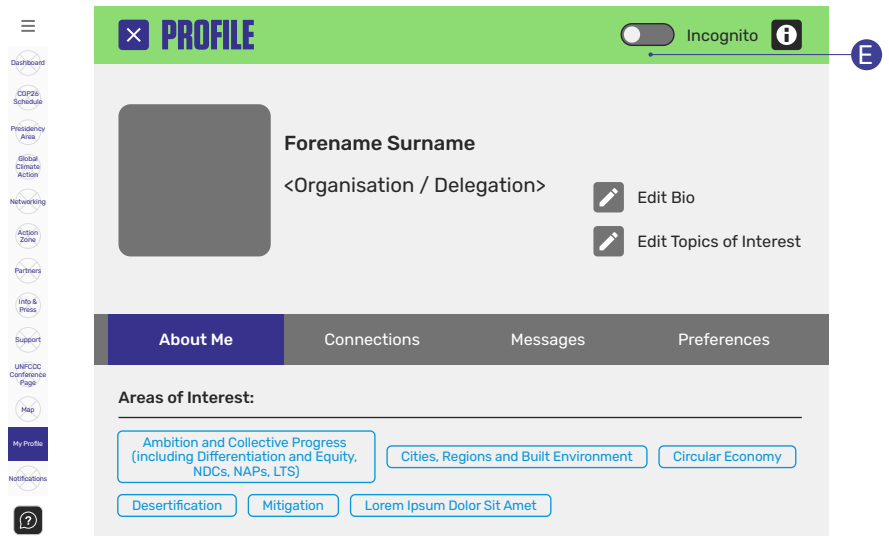
You can either directly message your chosen participant or set up a meeting with multiple participants by setting up a roundtable.



How do I opt out of networking?

You can switch your profile to 'incognito mode' to hide yourself from the networking and search features. Going incognito means other participants cannot find or interact with you.

To do this, go to the main menu and click My Profile **D**. Once your details pop up slide the incognito button on the top right-hand side **E** to activate it.



What information can participants see about me in the network?

Participants can see your name, picture, tags, video intro (optional), and badges. Participants that you have connected with will also be visible on your profile unless you switch to incognito mode.