




UN CLIMATE
CHANGE
CONFERENCE
UK 2021

IN PARTNERSHIP WITH ITALY



MANAGE YOUR PROFILE

USE YOUR PROFILE TO INTRODUCE YOURSELF TO OTHER PARTICIPANTS
AND CONNECT WITH LIKE-MINDED PEOPLE.

How to set up and personalise your profile

To find your profile page, click My Profile in the main menu **A**. When your profile appears on the screen, you can then edit the following:

- Your bio **B**
- Your topics of interest **C**

You can edit these items by clicking the pencil icon.

The screenshot shows a mobile application interface for a profile page. At the top left is a hamburger menu icon. Below it is a vertical list of menu items: Dashboard, COP26 Schedule, Presidency Area, Global Climate Action, Networking, Action Zone, Partners, Info & Press, Support, UNFCCC Conference Page, and My Profile. A callout 'A' points to the 'My Profile' item. The profile page itself has a green header with a close button, the word 'PROFILE', a toggle for 'Incognito', and an information icon. Below the header is a profile card with a placeholder for a profile picture, the text 'Forename Surname', and '<Organisation / Delegation>'. To the right of the card are two edit buttons: 'Edit Bio' (with a pencil icon and callout 'B') and 'Edit Topics of Interest' (with a pencil icon and callout 'C'). Below the profile card is a horizontal navigation bar with four tabs: 'About Me' (active), 'Connections', 'Messages', and 'Preferences'. Under the 'About Me' tab, there is a section titled 'Areas of Interest:' followed by several topic tags: 'Ambition and Collective Progress (including Differentiation and Equity, NDCs, NAPs, LTS)', 'Cities, Regions and Built Environment', 'Circular Economy', 'Desertification', 'Mitigation', and 'Lorem Ipsum Dolor Sit Amet'.



UN CLIMATE
CHANGE
CONFERENCE
UK 2021

IN PARTNERSHIP WITH ITALY



Privacy

Can I stay anonymous?

You can turn your profile to 'incognito mode' to hide yourself from the networking and search features. Going incognito means other attendees cannot find or interact with you.


To do this, go to the main menu and click My Profile **A**. Once your details appear, slide the incognito button on the top right-hand side **B** to activate it.

The screenshot shows the mobile app interface. On the left is a vertical menu with icons for Dashboard, COP26 Schedule, Presidency Area, Global Climate Action, Networking, Action Zone, Partners, Info & Press, Support, UNFCCC Conference Page, Map, My Profile (highlighted with a blue circle and letter 'A'), and Notifications. The main content area is titled 'PROFILE' in a green header. In the top right of this header is a toggle switch labeled 'Incognito' (with a blue circle and letter 'B') and an information icon. Below the header, there is a profile card with a placeholder for a profile picture, the text 'Forename Surname' and '<Organisation / Delegation>', and two edit buttons: 'Edit Bio' and 'Edit Topics of Interest'. Below the profile card is a horizontal navigation bar with tabs for 'About Me' (selected), 'Connections', 'Messages', and 'Preferences'. Under the 'About Me' tab, there is a section titled 'Areas of Interest:' followed by several topic tags: 'Ambition and Collective Progress (including Differentiation and Equity, NDCs, NAPs, LTS)', 'Cities, Regions and Built Environment', 'Circular Economy', 'Desertification', 'Mitigation', and 'Lorem Ipsum Dolor Sit Amet'.



UN CLIMATE
CHANGE
CONFERENCE
UK 2021

IN PARTNERSHIP WITH ITALY



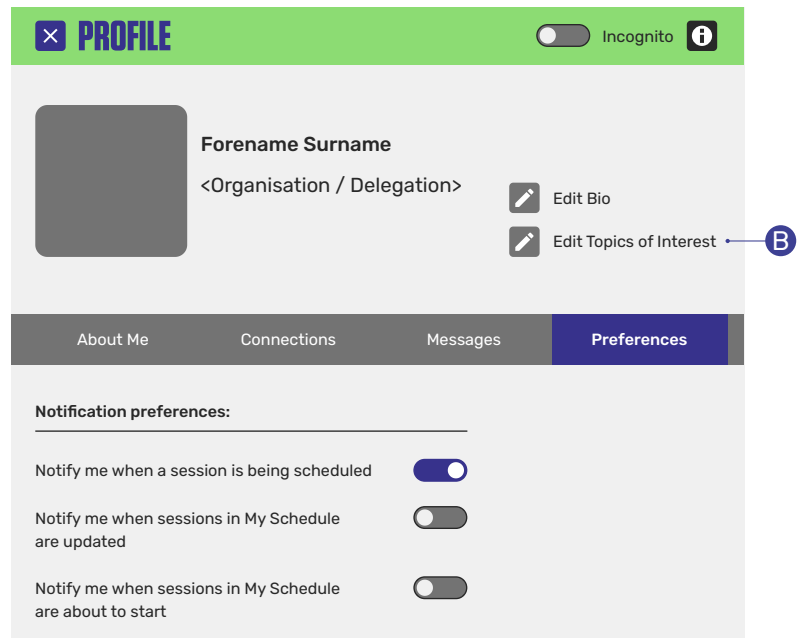
Topics of interest

Selecting your topics of interest allows the platform to personalise your event experience and find the content that's most suited to you.

How to select your topics of interest?

You can select your topics of interest immediately after you log in to the platform for the first time. As you log in, you will find a pop-up with a video that guides you through the platform – underneath this is a 'Set Up My Profile' button. Click the button to visit your profile. On your profile, you will find a pencil icon **B** next to 'Edit Topics of Interest'. Click this to change the subjects you are interested in.

If you chose not to set up your profile when you logged in for the first time, you can set and adjust your topics of interest at any point through your profile. Click on My Profile in the navigation menu on the left side **A**.





UN CLIMATE
CHANGE
CONFERENCE
UK 2021

IN PARTNERSHIP WITH ITALY



Notifications

Throughout COP26 you will be notified about sessions, any messages you may receive from the Networking area, and any meetings you get invited to. To stop getting notifications, go to your profile page by clicking 'My Profile' in the main menu **A**. Then, click 'Preferences' on your profile page **B** and adjust how you would like to receive notifications by sliding the button for different areas **C**.

