

**GREEN  
CLIMATE  
FUND**

# **GCF adaptation investment and readiness – an overview**

**13 Aug 2015**




# Results Areas of the Fund

## *Reduced emissions from*

- Energy generation and access
- Transport
- Buildings, cities, industries, and appliances
- Forests and land use

## *Increased resilience of*

- Livelihoods of people and communities
- Infrastructure and built environment
- Health, food and water security
- Ecosystems and ecosystem services



GREEN  
CLIMATE  
FUND

# Results Management Framework

## Mitigation

### Impact level results

- 1.0 Reduced emissions through increased low-emission energy access and power generation
- 2.0 Reduced emissions through increased access to low-emission transport
- 3.0 Reduced emissions from buildings, cities, industries and appliances
- 4.0 Reduced emissions from land use, deforestation, forest degradation, and through sustainable forest management and conservation and enhancement of forest carbon stocks

### Outcome level results

- 5.0 Strengthened institutional and regulatory systems for low-emission planning and development
- 6.0 Increased number of small, medium and large low-emission power suppliers
- 7.0 Lower energy intensity of buildings, cities, industries, and appliances
- 8.0 Increased use of low-carbon transport
- 9.0 Improved management of land or forest areas contributing to emissions reductions

## Adaptation

### Impact level results

- 1.0 Increased resilience and enhanced livelihoods of the most vulnerable people, communities, and regions
- 2.0 Increased resilience of health and well-being, and food and water security
- 3.0 Increased resilience of infrastructure and the built environment to climate change threats
- 4.0 Improved resilience of ecosystems and ecosystem services

### Outcome level results

- 5.0 Strengthened institutional and regulatory systems for climate-responsive planning and development
- 6.0 Increased generation and use of climate information in decision-making
- 7.0 Strengthened adaptive capacity and reduced exposure to climate risks
- 8.0 Strengthened awareness of climate threats and risk-reduction processes



## Indicators – Adaptation Performance Measurement Framework (as per last Board adopted PMF, Oct 2014 – currently under revision)

### Indicator (Adaptation) PS and impact level

☐ Degree to which the Fund is achieving a climate-resilient sustainable development impact

■ \* Total Number of direct and indirect beneficiaries; Number of beneficiaries relative to total population

☐ 1.1 Change in expected losses of lives and economic assets (US\$) due to the impact of extreme climate-related disasters in the geographic area of the GCF intervention

☐ 1.2 Number of males and females benefiting from the adoption of diversified, climate-resilient livelihood options (including fisheries, agriculture, tourism, etc.)

☐ 1.3 Number of Fund-funded projects/programmes that supports effective adaptation to fish stock migration and depletion due to climate change

2.1 Number of males and females benefiting from introduced health measures to respond to climate-sensitive diseases

■ 2.2 Number of food-secure households (in areas/periods at risk of climate change impacts)

■ 2.3 Number of males and females with year-round access to reliable and safe water supply despite climate shocks and stresses

☐ \* 3.1 Number and value of physical assets made more resilient to climate variability and change, considering human benefits (reported where applicable)

☐ 4.1 Coverage/scale of ecosystems protected and strengthened in response to climate variability and change

☐ 4.2 Value (US\$) of ecosystem services generated or protected in response to climate change



## Indicators – Adaptation Performance Measurement Framework (as per last Board adopted PMF, Oct 2014 – currently under revision)

### Indicator (Adaptation) Outcome level

- ☐ Cross Cutting (CC) Number of technologies and innovative solutions transferred or licensed to promote climate resilience as a result of Fund support.
- ☐ 5.1 Institutional and regulatory systems that improve incentives for climate resilience and their effective implementation.
- ☐ 5.2 Number and level of effective coordination mechanisms
- ☐ 6.1 Use of climate information products/services in decision-making in climate-sensitive sectors
- ☐ 7.1: Use by vulnerable households, communities, businesses and public-sector services of Fund-supported tools, instruments, strategies and activities to respond to climate change and variability
- ☐ 7.2: Number of males and females reached by [or total geographic coverage of] climate-related early warning systems and other risk reduction measures established/ strengthened
- ☒ 8.1 Number of males and females made aware of climate threats and related appropriate responses




# Types of indicators – Adaptation PMF (Last Board adopted PMF, Oct 2014 – currently under revision)

Indicator level	Beneficiary	Financial	Livelihoods (Health, Agric., FS)	Regulatory	Environment	Climate Services
Core Indicator	A1					
Outcomes	1.2, 8.1	1.1, 3.1, 4.2	1.3, 2.1, 2.2, 2.3.		4.1	
Outputs				5.1, 5.2, CC		6.1, 7.1, 7.2

Num. of indicators



- Beneficiary
- Financial
- Livelihoods
- Regulatory
- Environment
- Clim Serv



GREEN  
CLIMATE  
FUND

# Investment Criteria

## Impact Potential

- Potential to achieve the Fund's objectives and result areas

## Paradigm Shift Potential

- Potential to catalyse impact beyond a one-off project or programme investment

## Sustainable Development Potential

- Potential to provide wider benefits and priorities

## Needs of Recipient

- Vulnerability and financing needs of the beneficiary country and target groups

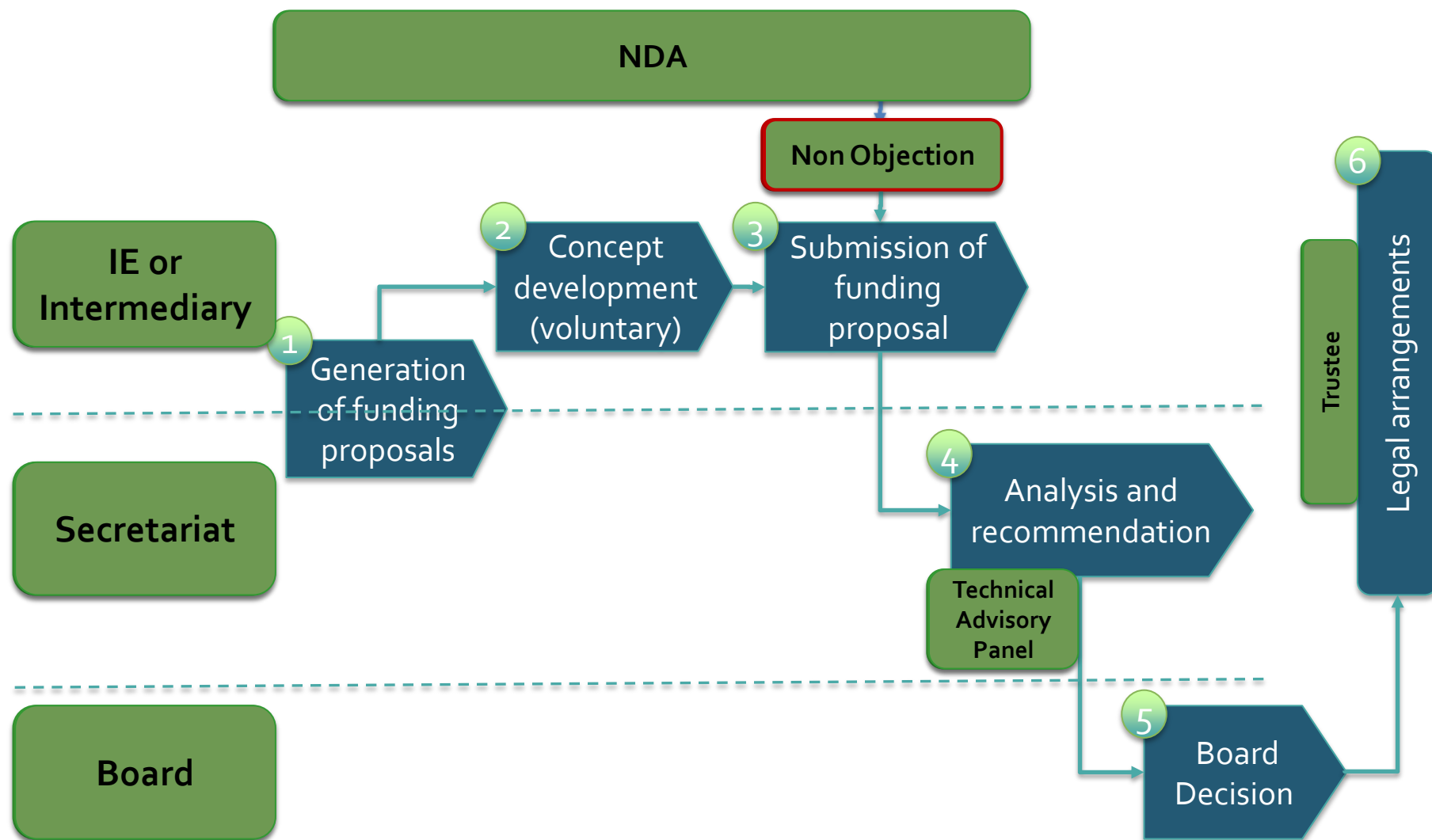
## Country Ownership

- Beneficiary country ownership of and capacity to implement funded activities


## Efficiency & Effectiveness

- Economic and financial soundness of programme/project; appropriateness of concessionality

# Initial Proposal Approval Process Overview

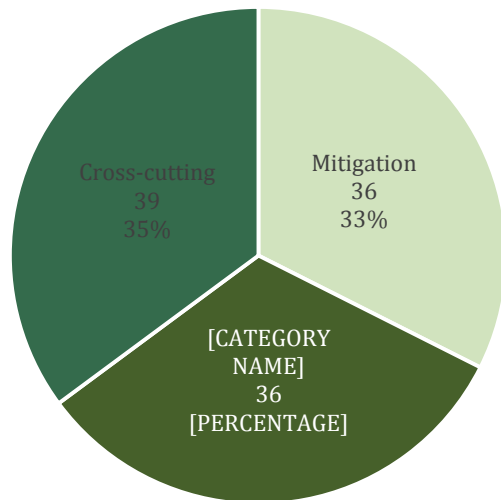






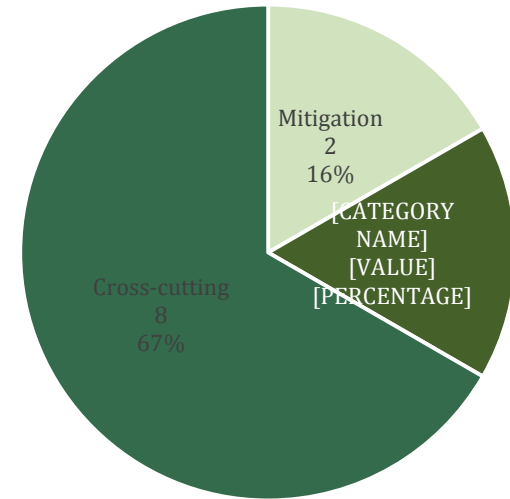
GREEN  
CLIMATE  
FUND

Concept Notes received



■ Mitigation ■ Adaptation ■ Cross-cutting

Funding Proposal received



■ Mitigation ■ Adaptation ■ Cross-cutting ■

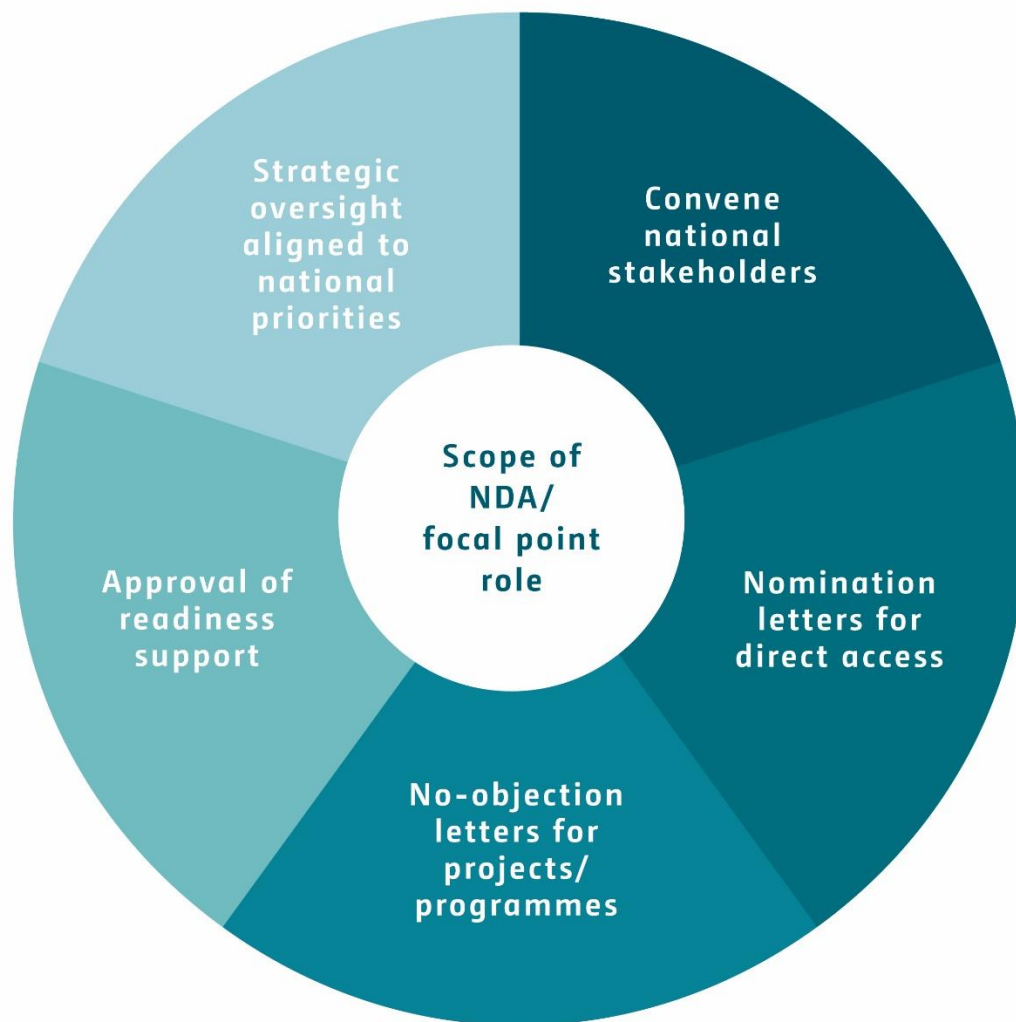
**Getting Ready...**



# Summary of Readiness Activities



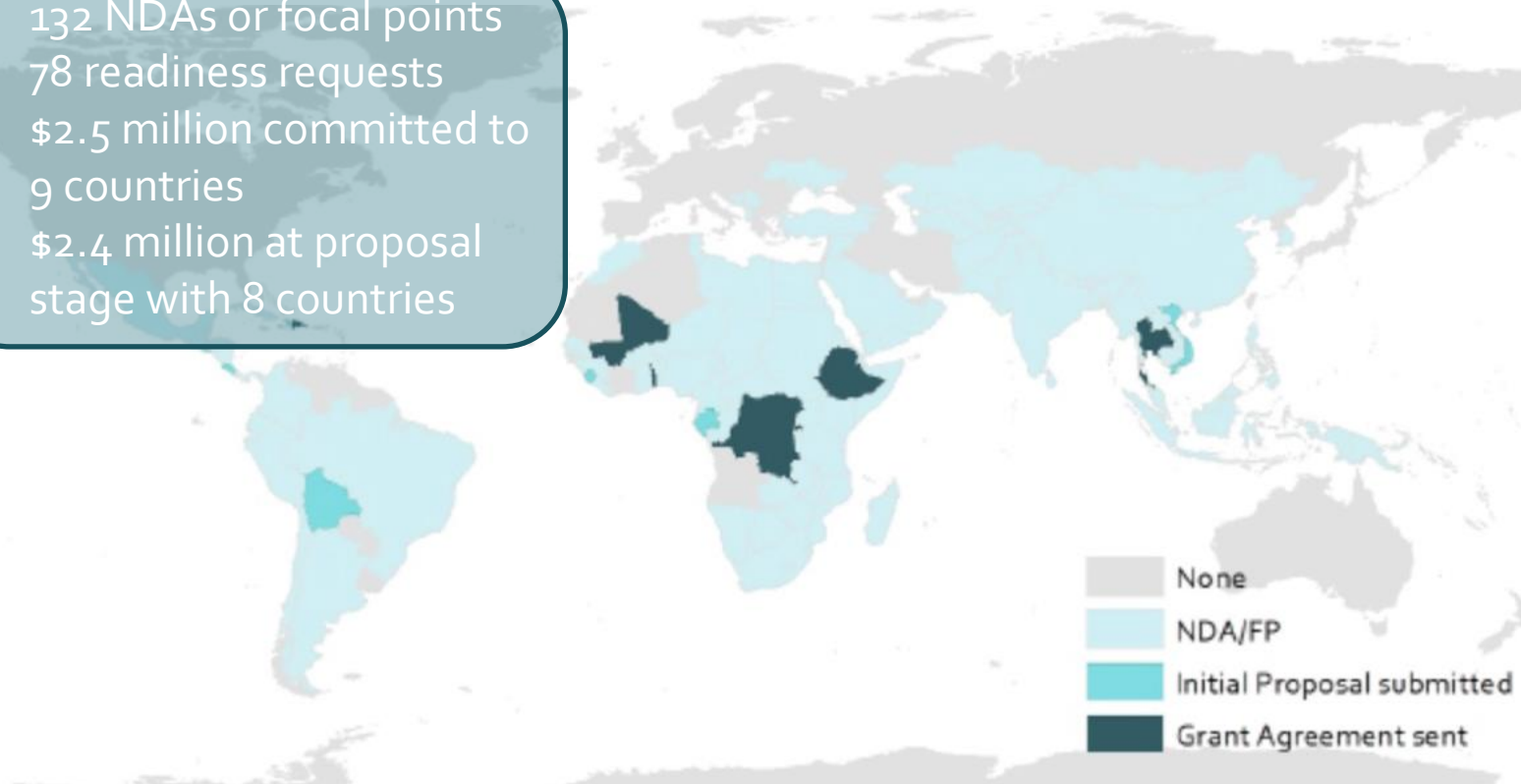
# Roles of NDAs and focal points



# Readines overview

## GCF Readiness Requests (as of July 25)

- 132 NDAs or focal points
- 78 readiness requests
- \$2.5 million committed to 9 countries
- \$2.4 million at proposal stage with 8 countries





**GREEN  
CLIMATE  
FUND**