

***Nairobi Framework
Enhancing Regional Distribution of
CDM projects, especially in Africa***

UNFCCC/CDM media training workshop - Tuesday 6 December

***John Christensen
Director, UNEP Risoe***

Key topics

- NF – a broad partnership with a common objective.
- No simple answers – institutional capacity building is part of the solution **BUT** not a “silver bullet”
- Countries need to be committed and able to create attractive business conditions for CDM
- Project development engagement of both private and public sector entities plus PPPs
- Facilitating finance – involving local, regional and international finance institutions
- Access to up-to-date technical information and training

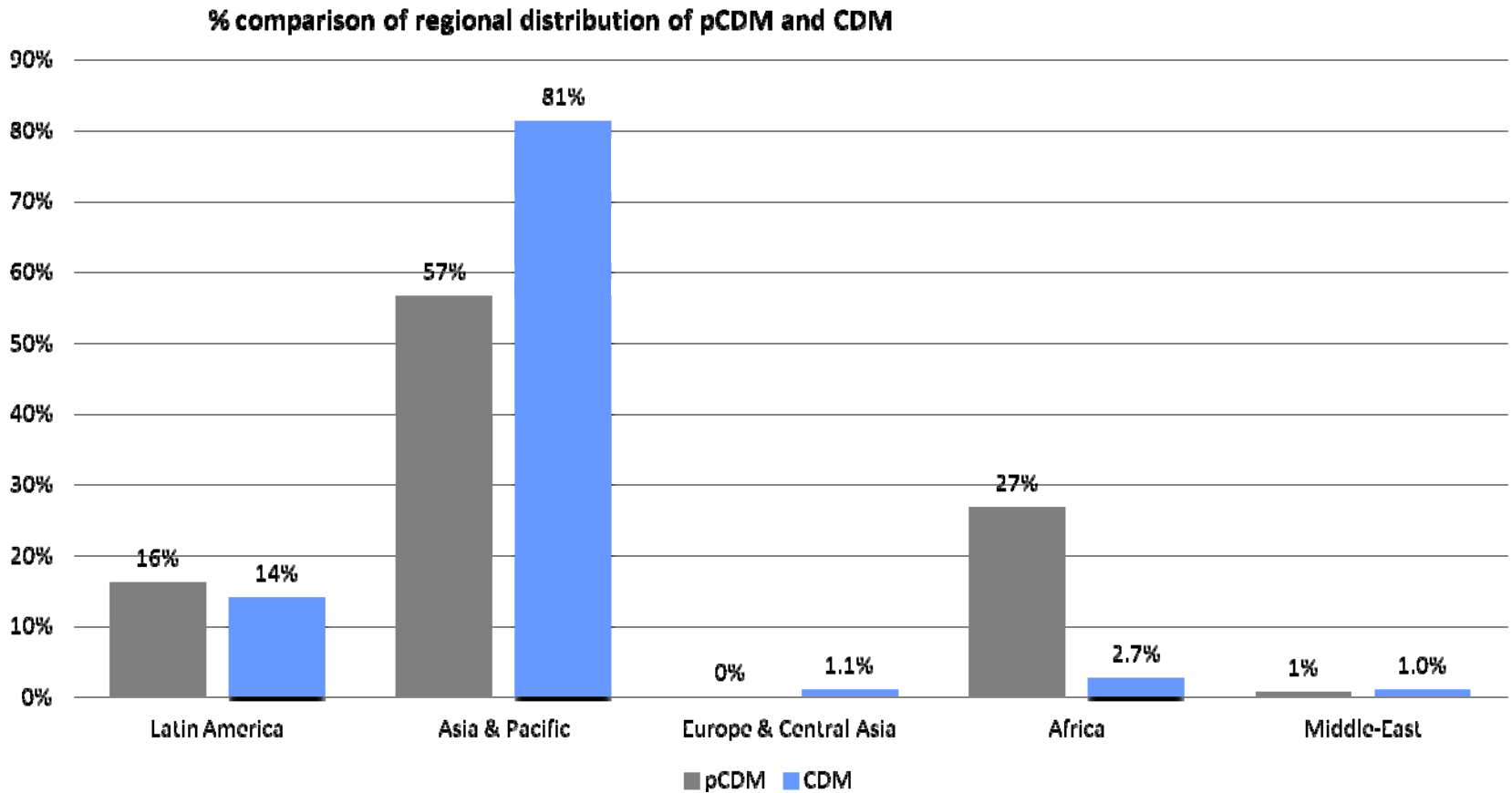
Progress – but more needed

<i>Region</i>	<i>Number of CDM projects (Nov 2011)</i>	<i>%</i>
Latin America	994	14%
Asia & Pacific	5755	81.2%
Europe and Central Asia	75	1.1%
Africa	190	2.7%
Middle East	74	1%

Progress – increase higher

<u>Year</u>	<u>2004</u>	<u>2005</u>	<u>2006</u>	<u>2007</u>	<u>2008</u>	<u>2009</u>	<u>2010</u>	<u>1-11- 2011</u>	<u>2011</u>	<u>2012</u>
Projects submitted – (Africa)	2	15	35	53	90	130	170	216	224	267
Increase %	-	650%	133%	51%	70%	44%	30%	27%	22%	19%
Projects submitted (global)	59	558	1442	2887	4435	5649	6975	8567	8832	9496
Increase %	-	846%	158%	100%	54%	27%	23%	23%	18%	15%

Programmatic CDM changing the picture ?




Activities & finance

<i>Types of CDM projects in Africa</i>	<i>Number of projects</i>
Landfill gas	29
Wind	27
Biomass energy	27
Reforestation	17
Hydro	16
Fossil fuel switch	11
EE households	10
N2O	8
EE own generation	8
Fugitive	8
Methane avoidance	7
Solar	7
Afforestation	4
Cement	3
EE industry	3
EE supply side	2
Geothermal	2
Coal bed/mine methane	1

A few numbers for Africa:

- Investments in CDM projects in Africa may reach 2 billion \$
- Total credits by 2012 could be around 100 million CERs
- 28 countries have CDM projects under development or implementation

NF Partners joining forces
to bring sellers and buyers
together



africacarbonforum

March 03-05, 2010
Kenya
PRESS ADVISORY

The banner features a stylized map of Africa composed of various national flags, set against a background of a red and black landscape with a yellow sun arc at the top.



Latin American carbon forum

September 27-29, 2011
San José - Costa Rica

2007 2008 2009 2010

olade **UNEP**
IDB **THE WORLD BANK**
CAF **ACCENT**

The banner features a blue and orange background with a yellow sun arc at the top. It includes logos for partner organizations: olade, IDB, CAF, UNEP, and The World Bank. A row of small national flags is visible below the dates.

Virtual platform for information exchange



[Signup](#) | [Login](#)

[Home](#) | [About CDM Bazaar](#) | [How to use the Bazaar](#) | [Contact](#) | [Legal](#) | [Glossary](#)

Navigation:

Welcome to the UNFCCC CDM Bazaar. This site currently holds **94 postings** from **1165 registered users**

Sellers →

The Seller section shows seller profiles, including contact information, and the projects which have been added by registered Sellers.

Go to this section to:

- View seller entries and details of sellers in the carbon market
- View project entries and details of CDM projects and CERs at various stages
- View sellers and projects, and sort them according to your requirements

[> Visit seller section](#)

Latest seller profiles

2-9-2008 | [pradyumna](#)
27-8-2008 | [AMR PLANTATION S/B](#)
26-8-2008 | [Environmental Carbon Solut](#)
22-8-2008 | [Elgrey Power Pte Ltd](#)
22-8-2008 | [Ingenio](#)

[> See all sellers' profiles](#)

Buyers →

The Buyer section shows profiles of buyers in the carbon market, including preferences and contact information.

Go to this section to:

- View buyer entries and details of buyers in the carbon market
- View detailed purchasing profiles of buyers
- View buyer profiles, and sort them according to your requirements

[> Visit buyer section](#)

Latest buyer profiles

8-9-2008 | [BP](#)
7-9-2008 | [Shell](#)
2-9-2008 | [BOT GIE S.A.](#)
25-8-2008 | [Climate Capital Network](#)
23-8-2008 | [Climate Neutral](#)

[> See all buyers' profiles](#)

Service providers →

The Service provider section shows profiles of companies, including contact information, who supply carbon market technologies and services.

Go to this section to:

- View service provider entries
- View detailed profiles of service providers
- View service providers, and sort them according to your requirements

[> Visit service provider section](#)

Latest service provider profiles

8-9-2008 | [Renewgen Systems Inc.](#)
8-9-2008 | [Mf Global UK Ltd](#)
5-9-2008 | [Secutech Climate Change](#)
3-9-2008 | [SustentaX](#)
2-9-2008 | [Planck E](#)

[> See all service providers' profiles](#)

Search

Signup

Register to add your profile to the CDM Bazaar, and to add project information or announcements.

[> Register](#)

Login

Select profile

[> Signup](#)

Carbon Finance and Market

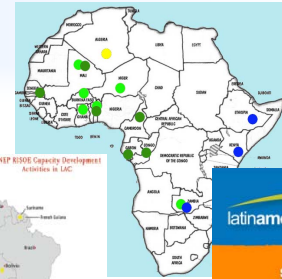
- an example of the URC approach

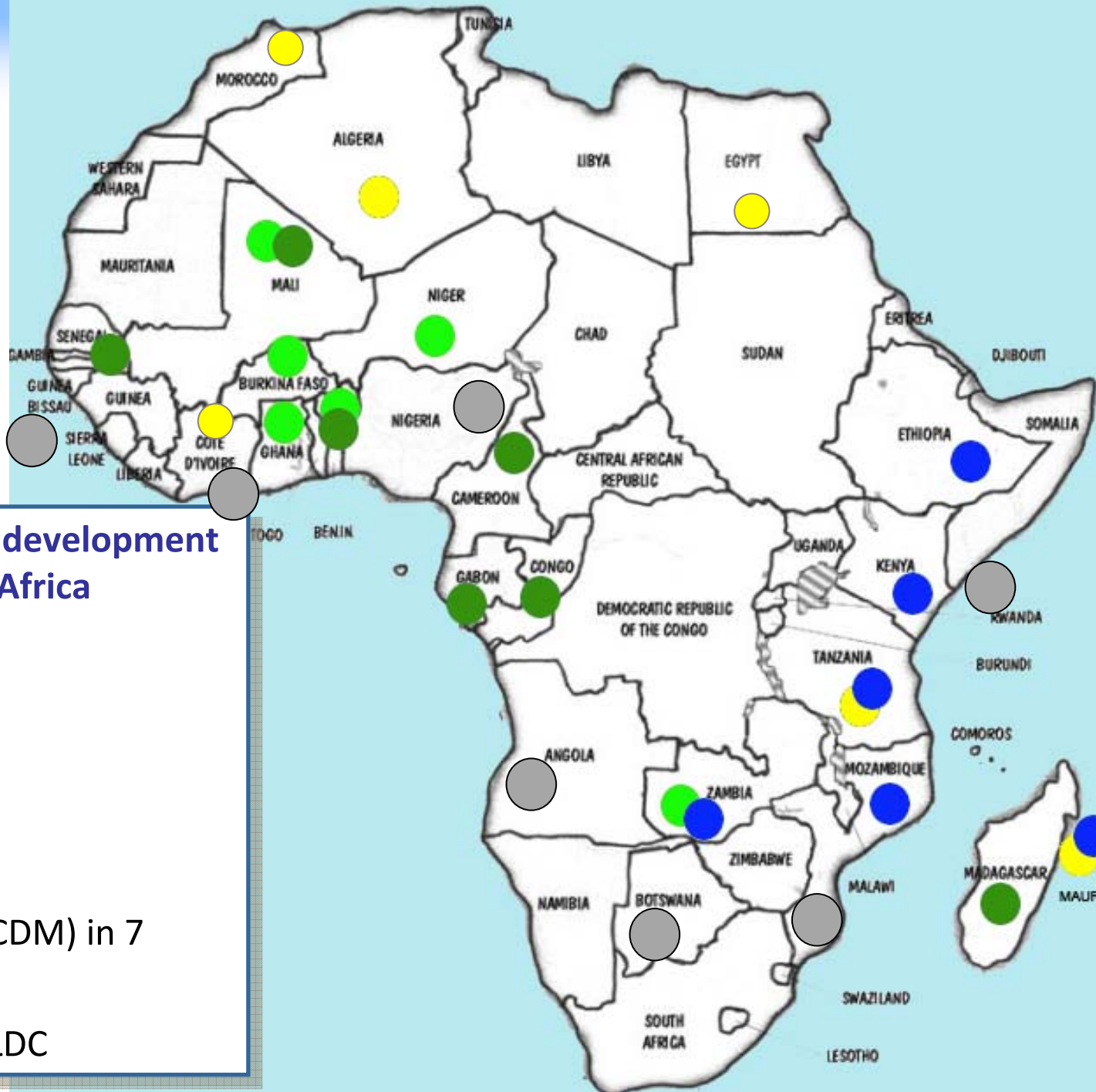
Increasing access of medium-small developing countries to the carbon markets

Capacity building

Innovative Research

Analytical Outputs and policy advice





UNEP/URC capacity development activities in Africa


- CD4CDM
- Green Facility
- UNDP-UNEP
- CASCADE
- CB for MEAs (CDM) in 7 countries.

28 COUNTRIES; 11 LDC

Analytical activities & publications

UNEP RISOE CENTRE
ENERGY, CLIMATE AND SUSTAINABLE DEVELOPMENT

CD4CDM
CAPACITY DEVELOPMENT FOR THE CLEAN DEVELOPMENT MECHANISM



CDM data & analysis - CDM & JI Pipeline

- A web based data base compiling CDM projects
- Analysis and market surveillance
- Projections of GHG emission reductions

Welcome to the UNEP Risoe CDM/JI Pipeline Analysis and Database

The CDM/JI Pipeline Analysis and Database contains all CDM/JI projects that have been sent for validation/determination. It also contains the baseline & monitoring methodologies, a list of DOEs and several analyses. Almost all information is from cdm.unfccc.int and ji.unfccc.int.

This monthly newsletter shows a sample of the analysis in the Pipeline. If you want more information, then look into the left column and click on the links to sub-pages or click on the download for the full Pipeline, which contain tables with a line of key information for all CDM and JI projects. You can also download a rather old guidance document to the Pipeline.

We publish regularly analysis in the "CDM/JI Analysis" section on www.carbon-financeonline.com (access to this section is free of charge).

» Go to overview page

Please cite as "UNEP Risoe CDM/JI Pipeline Analysis and Database, September 1st 2008".

Please do not put the spreadsheets on other web-sites, you may only put a link to them on this site.

Contact

If you have comments or questions please contact:

Joergen Fenhann
+45 46 77 51 05
j.fenhann@risoe.dk

Lars R. Appelquist
lars.rosendahl@risoe.dk

Kasper Agger
kasper.agger@risoe.dk

Downloads

[CDM Pipeline overview](#)

[CDM project distribution within host countries by region and type](#)

[JI Pipeline overview](#)

[Guidance document](#)
(updated February 2008)

CDM Bazaar
cdmbazaar.net

Data base and analysis provided monthly

Web based tools and platforms

Web based CDM Methodology Selection Tool

http://www.cdm-meth.org/Methodology.htm

UNEP RISO ENERGY, CLIMATE AND SUSTAINABLE DEVELOPMENT CENTRE

UNEP

CD4CDM CAPACITY DEVELOPMENT FOR THE CLEAN DEVELOPMENT MECHANISM

CDM Technologies & Methodologies

Last updated: 1st May 2010

Content of CDM Methodologies & Technologies

- » Home
- » Methodology
- » Technology

ACP MEAS

EU Flag

Methodology Selection Tool

The CDM Selection Tool is a handy and simple resource that will allow you to choose a methodology that is applicable to the type of project you are planning to develop as a CDM activity.

By selecting a type of project you will be led to select a sub-type, which at the same time lets you see the different technologies that can be applied in each sub-type of project. Once you have identified the desired sub-type and technology, the tool will allow you to see the methodology(ies) applicable to that specific technology. From here you will be directed to the methodology pdf file at the UNFCCC/CDM website.

Please choose the area of interest from the lists below:

Small Scale: Large Scale:

Type:

Subtype:

Technology:

Methodology: [ACM2](#)

Number of times used (approved and rejected projects): 1641

Contact

If you have comments or questions please contact:

- » Miriam Hinostroza
+45 46 77 51 80
mih@risoe.dtu.dk
- » Frederik Staun
fsta@risoe.dtu.dk
- » Sandra Bry
sbhu@risoe.dtu.dk

Downloads

- A handy and simple tool
- Categorizes methodologies by technology
- It facilitates choosing a methodology that is applicable to the type of CDM project you are planning to develop
- Builds on the list of approved methodologies