

Assessment of progress to targets and the review approaches used during the BR2 review : case of Australia

4th BRs and NCs lead reviewers meeting

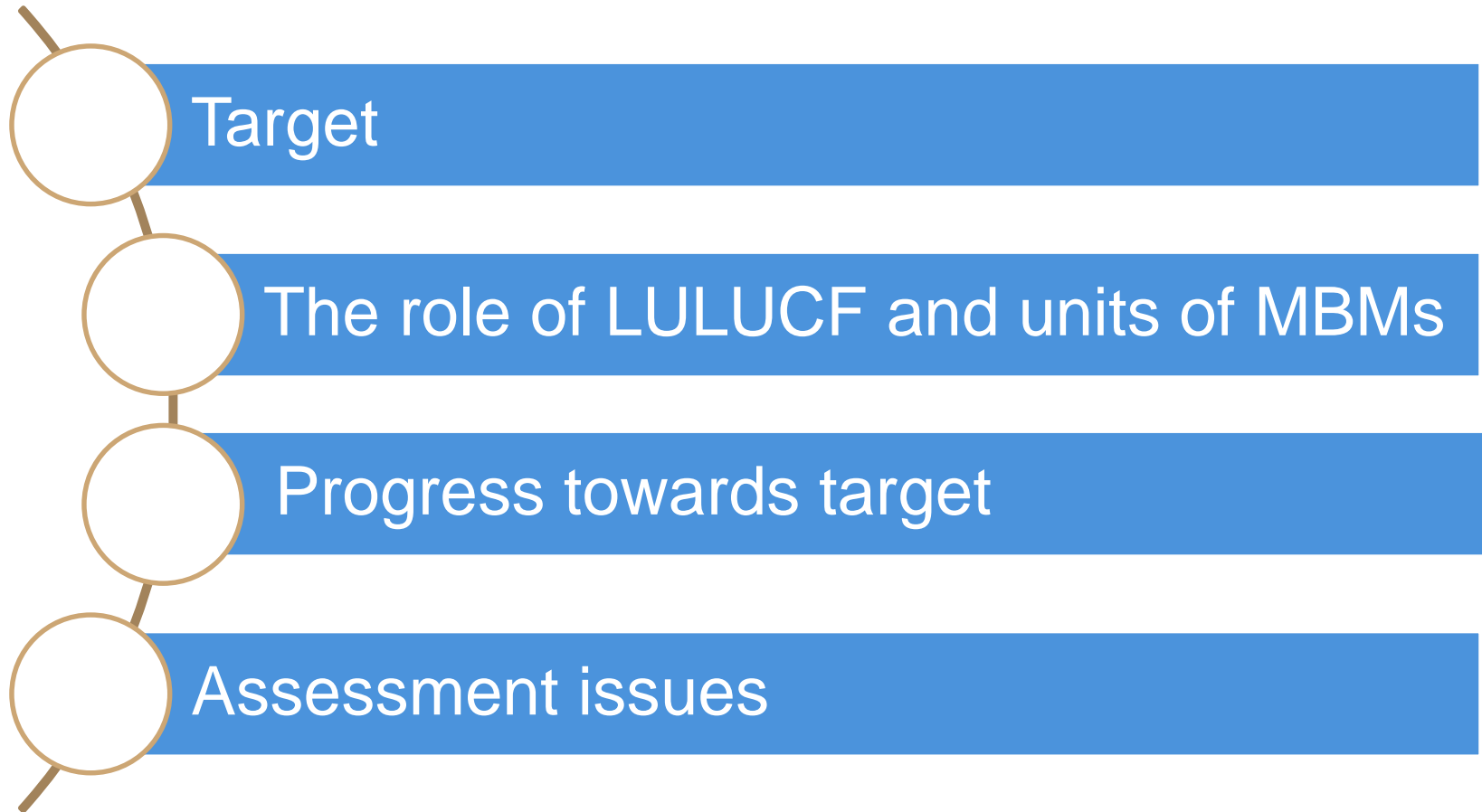


Koen Smekens, Mitigation Data Analysis programme, UNFCCC secretariat
Bonn, 6-7 March 2017



Transparency

Outline of the presentation



- BR2:

“The Australian Government is committed to an unconditional Quantified Economy-wide Emission Reduction Target (QEERT) of five (5) per cent on 2000 levels by 2020 (see CTF Table 2(a)). Australia’s target is equivalent to a 13 per cent reduction on 2005 levels and represents a substantial reduction from business-as-usual emissions on a range of indicators.”

...

“In 2015, the Australian Government reviewed its international emissions reduction targets and settings. The review was led by a taskforce in the Department of the Prime Minister and Cabinet. “

...

“The review determined that Australia would continue to strengthen its long-term climate action, building on the unconditional 2020 target, by setting a 2030 target to reduce emissions by 26 to 28 per cent below 2005 levels.”

CTF Table 2(a) Description of Quantified Economy-wide Emission Reduction Target: Base year and target

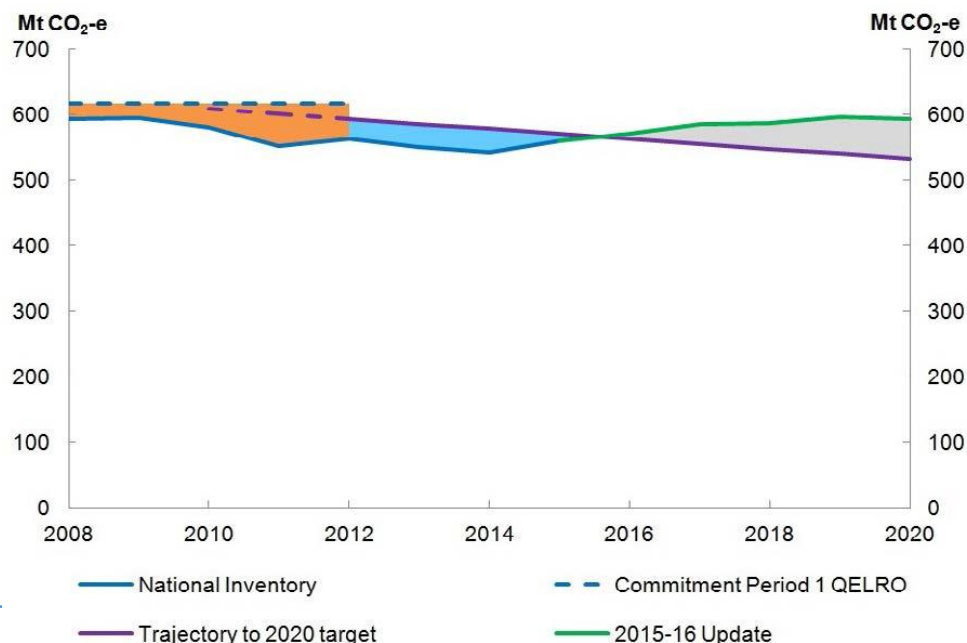
Base year/ base period	2000
Emission reductions target (% of base year/base period)	5.00%
Emission reductions target (% of 1990) ^b	3.30%
Period for reaching target	2013–2020



- This target includes all GHGs included in the UNFCCC Annex I inventory reporting guidelines, namely CO₂, CH₄, N₂O, HFCs, PFCs, SF₆ and nitrogen trifluoride (NF₃). It also includes all IPCC sources and sectors included in the annual GHG inventory. The GWP values used are those from the IPCC AR4. Emissions and removals from the LULUCF sector are included in the target and accounted using an approach based on a classification system used for LULUCF emissions and removals from activities under Article 3, paragraphs 3 and 4, of the Kyoto Protocol, and include : deforestation, afforestation, reforestation, forest management, cropland management, grazing land management and revegetation).

“Australia assesses its progress towards the QEERT using a **carbon budgeting approach**. A trajectory to achieve the carbon budget is calculated by taking a linear decrease from 2009–10 to 2019–20, beginning from the KP first commitment period target level and finishing at five per cent below the emissions in 2020.

The cumulative abatement task for Australia’s unconditional QEERT is the difference in cumulative emissions over the period 2013 to 2020 between projected emissions and the target trajectory.”



“Australia will carry-over overachievement from the first commitment period of the KP (represented by first commitment period Assigned Amount Units) into its Previous Period Surplus Reserve Account. An amount of these units will be used towards Australia’s QEERT in accordance with KP accounting rules.

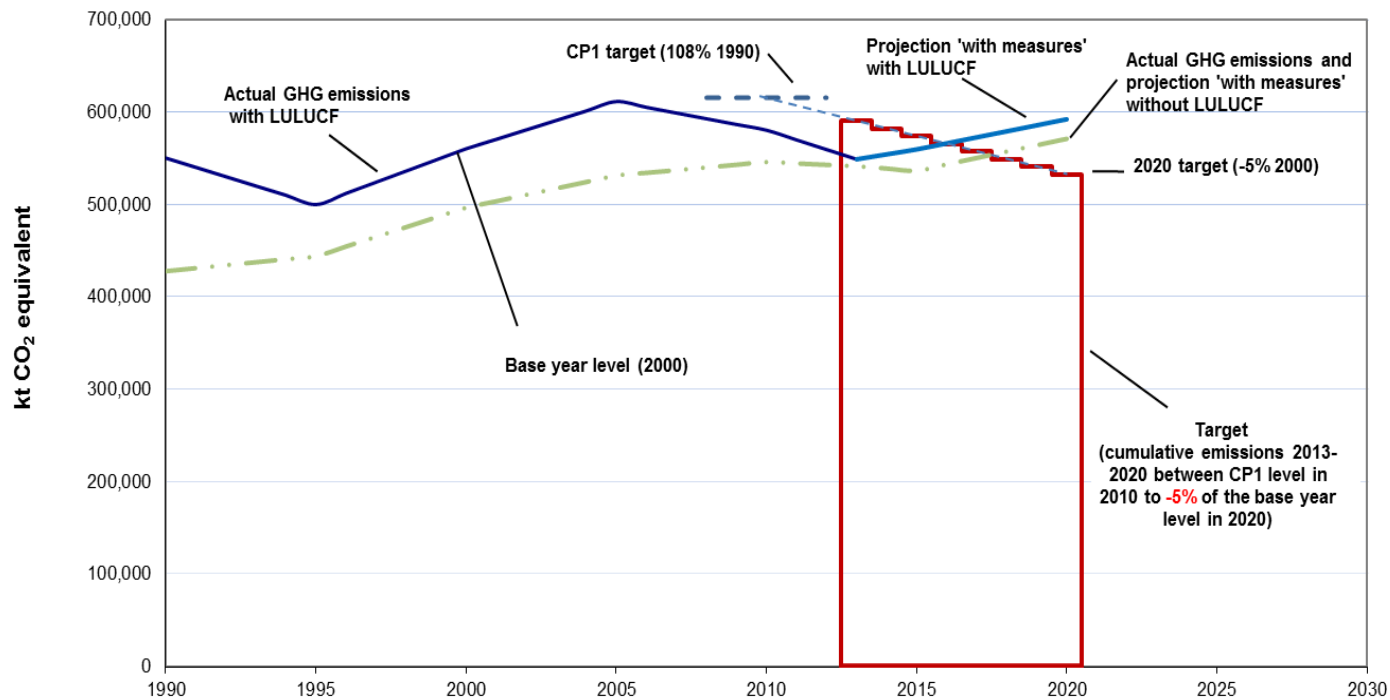
Australia is focusing on domestic action to meet its unconditional QEERT. This approach is consistent with the principle of supplementarity.

In accordance with KP rules, Australia will use Clean Development Mechanism units received through a voluntary Waste Industry Protocol towards its unconditional 2020 target. .”

CTF Table 2(d) Description of Quantified Economy-wide Emission Reduction Target: Role of the LULUCF sector

LULUCF in base year level and target	Included
Contribution of LULUCF is calculated using	Based on KP-LULUCF classification system: <i>deforestation, afforestation, reforestation, Forest Management, Cropland Management, Grazing land Management and revegetation</i>

- Net difference between cumulative WEM scenario emissions, MBMs and LULUCF contribution and target amounts to -28 000 kt CO₂-eq



Use of terminology:

In its BR2, Australia referred to the cumulative emission target as “abatement task”. In the review report, “mitigation effort” is used instead. It is defined as the cumulative amount of abatement (emission reductions) required to meet a given target, compared to current estimates of future emissions.

Completeness

Australia has provided information on mitigation actions introduced to achieve its target. The BR2 includes information on mitigation actions organized by sector and by gas. But very limited information on effects of individual measures.

Use of LULUCF elements

Emissions and removals from the LULUCF sector using net emissions data according to KP LULUCF classifications are included in the target, whereby net emissions from deforestation, afforestation, reforestation, forest management, cropland management, grazing land management and revegetation in the reporting year are to be compared to net emissions from the same activities in the base year 2000.”

Format of CTF

Footnotes for the reporting of MBM in CTF table 2(e)I.

Australia opted to use table 4(a)I for its LULUCF contribution as it was deemed the better option for presenting Australia's LULUCF estimates. In that table, Australia presents emissions data according to KP LULUCF classifications against UNFCCC LULUCF classifications.

Thank you!!

