

# Finance Portal for Climate Change

Copenhagen Demonstration  
December 7, 2009



# Agenda

- Current reporting on finance
- Data flow in Finance Portal
- Challenges in information collection
- Summary of initial feedback
- Demonstration

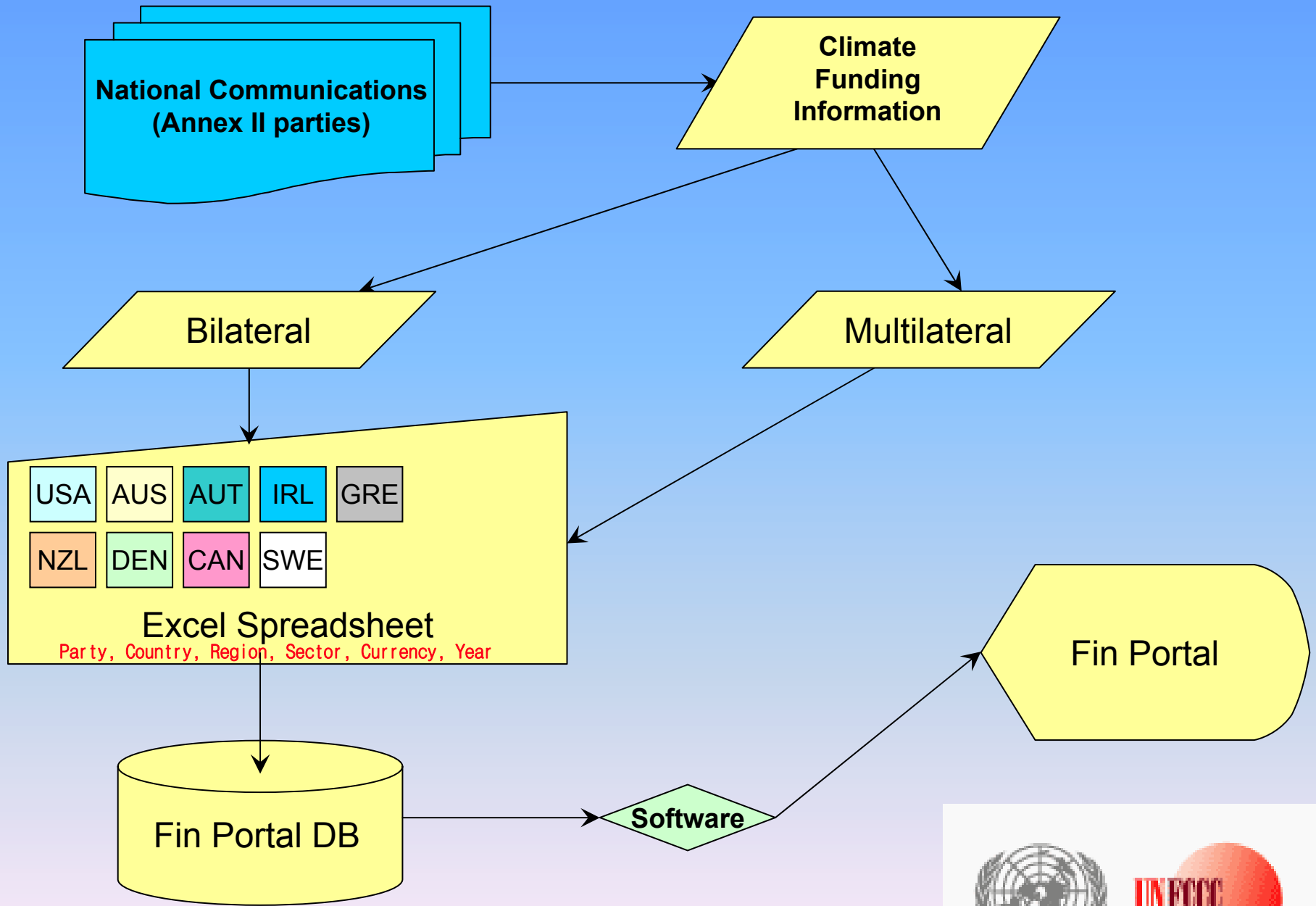


# Guidelines on Reporting (FCCC/CP/1999/7)

Annex II Parties report on financial contributions

1. “New and additional” financial resources
2. Financial contributions for implementation of Convention
3. Assistance to developing countries





# Challenges in Information Collection

- **Technical Comparability**
  - Currency and exchange rates
  - Country and region classifications
  - Time series of data
  - Discounting between time periods
- **Substantive Comparability**
  - Types of resources made available
  - Committed vs accessed
  - Classification of climate change funding
  - “Core” vs “climate relevant investments”



# Summary of Initial Feedback

## Key Challenges

- Varying interpretations of guidelines by Parties
- Guidelines are not comprehensive
- Reliability of data reported

## Suggestions by Parties

- Use uniform reporting
- Refine existing guidelines to add clarity
- Review system for checking accuracy of reporting





## United Nations Framework Convention on Climate Change UNFCCC

### Finance Portal for Climate Change(Demonstration Version)

The pilot Finance Portal for Climate Change was initiated in response to a mandate given to the secretariat by the Conference of the Parties (COP), instructing the secretariat to collect information from bilateral, multilateral and regional financial institutions on activities funded in developing countries to implement the Convention.



- [Home](#)
- [Guidelines](#)
- [Terminology](#)
  - [Bilateral](#)
  - [Multilateral](#)
  - [Footnotes](#)
- [Bilateral Reports](#)
  - [Quick Reports](#)
    - [Party Contributions](#)
    - [Region Contributions](#)
    - [Country Contributions](#)
    - [Regional Contributions](#)
  - [Interactive Reports](#)
    - [Party Contributions](#)
    - [Region Contributions](#)
    - [Country Contributions](#)
- [Multilateral Reports](#)
  - [Multilateral Report](#)
  - [Global Environment Facility](#)

#### Links

- [World Bank Climate Finance](#)
- [Global Environment Facility](#)
- [OECD Stat Extracts](#)
- [UNDP Climate Change](#)

### Objectives

In fulfilling the request of Parties the secretariat hopes to achieve several key objectives:

- To assist the Conference of Parties in its assessment of the financial mechanism of the Convention, in particular through provision of information on financial needs of developing countries and bilateral, multilateral and regional resources provided by developed country Parties
- To facilitate the mobilization of resources available from multilateral and bilateral agencies to support developing countries in the implementation of their commitments under the Convention.

### Demonstration Version Objectives

This Demonstration Version of the Finance Portal for Climate Change is limited to information collected from the fourth national communications of a small selection of Annex II Parties.

A data base has been created from the collected information to allow for extracting information in the following categories:

- Information on Party contributions of financial resources by country and region;
- Information on Party contributions of financial resources provided through bilateral, regional and multilateral channels;
- Information on Party contributions of financial resources provided to various sectors;
- Time series information on provision of financial resources.



- [Home](#)
- [Guidelines](#)
- [Terminology](#)
  - [Bilateral](#)
  - [Multilateral](#)
  - [Footnotes](#)
- [Bilateral Reports](#)
  - [Quick Reports](#)
    - [Party Contributions](#)
    - [Region Contributions](#)
    - [Country Contributions](#)
    - [Regional](#)
  - [Interactive Reports](#)
    - [Party Contributions](#)
    - [Region Contributions](#)
    - [Country Contributions](#)
- [Multilateral Reports](#)
  - [Multilateral Report](#)
  - [Global Environment Facility](#)

## COP5 guidelines to Annex I Parties on reporting (FCCC/CP/1999/7):

- Parties shall indicate what "new and additional" financial resources they have provided pursuant to Article 4.3. Parties shall clarify how they have determined such resources as being "new and additional" in their national communications. In communicating this information, Parties shall complete [table 3](#).
- Parties shall provide detailed information on the assistance provided for the purpose of assisting developing country Parties that are particularly vulnerable to the adverse effects of climate change in meeting the costs of adaptation to those adverse effects, in textual format and with reference to [table 5](#).
- Parties shall provide any information on any financial resources related to the implementation of the Convention provided through bilateral, regional and other multilateral channels. Parties should complete [table 4](#) and [5](#).


[UNFCCC Guidelines for Annex I National Communications](#)

### Links

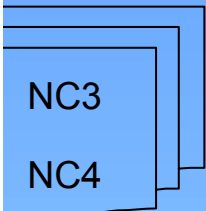
- [World Bank Climate Finance](#)
- [Global Environment Facility](#)
- [OECD Stat Extracts](#)
- [UNDP Climate Change](#)



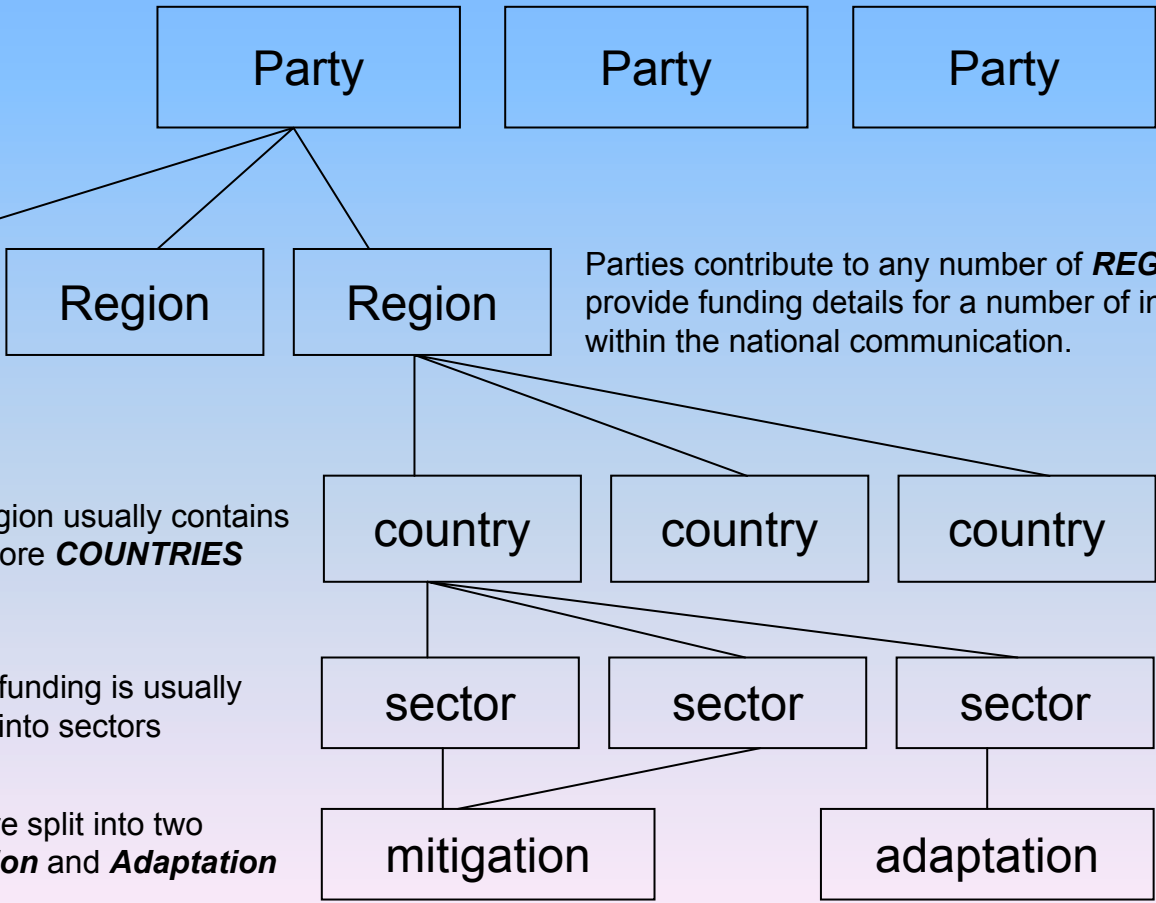
# Bilateral Climate Funding - Terminology



- Home
- Guidelines
- **Terminology**
- [Bilateral](#)
- [Multilateral](#)
- [Footnotes](#)
- [Bilateral Reports](#)
- [Quick Reports](#)
  - [Party Contributions](#)
  - [Region Contributions](#)
  - [Country Contributions](#)
  - [Regional](#)
- [Interactive Reports](#)
  - [Party Contributions](#)
  - [Region Contributions](#)
  - [Country Contributions](#)
- [Multilateral Reports](#)
- [Multilateral Report](#)
- [Global Environment Facility](#)



Each ANNEX II **PARTY** provides a National Communication containing Climate-Change Funding information.



Parties contribute to any number of **REGIONS** and may provide funding details for a number of individual years, within the national communication.

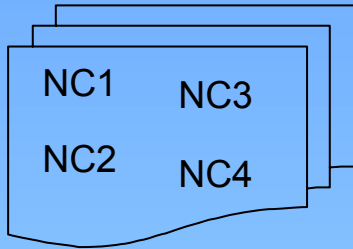
Region usually contains one or more **COUNTRIES**

And funding is usually split into sectors

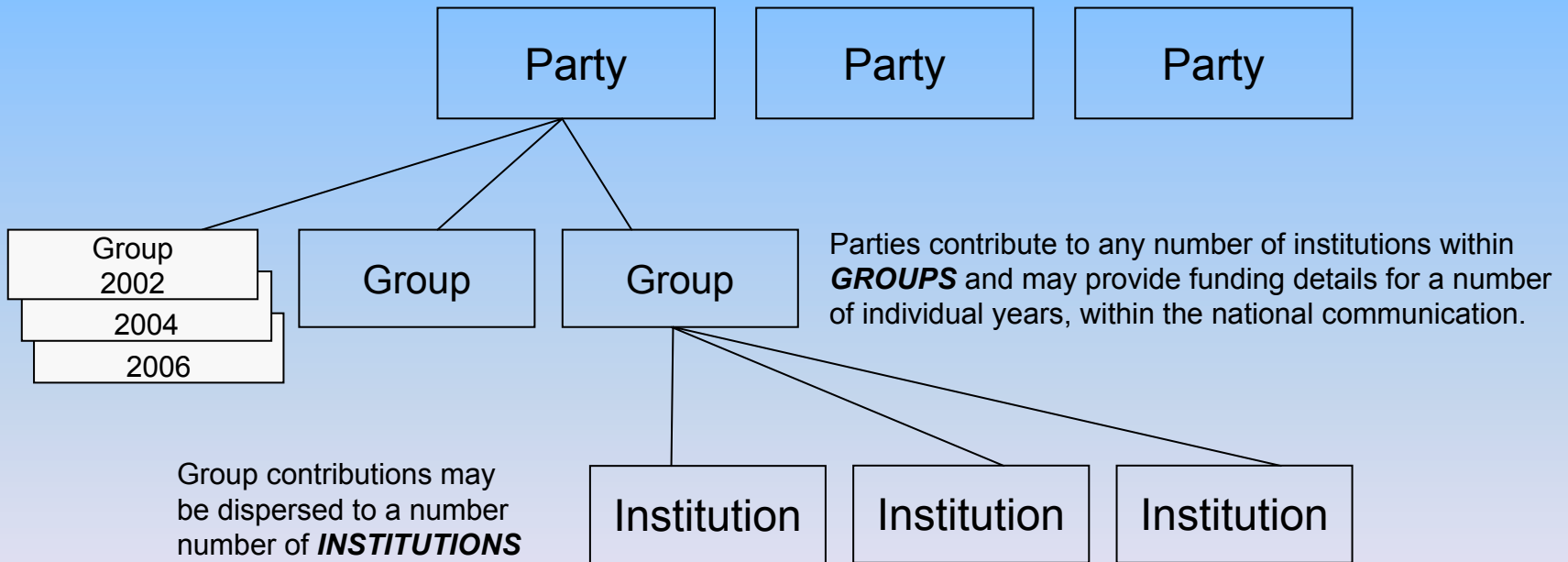
Sectors are split into two Types. **Mitigation** and **Adaptation**



# Multilateral Climate Funding - Terminology



Each ANNEX II **PARTY** provides a National Communication containing multilateral Climate-Change Funding information.



Group contributions may be dispersed to a number number of **INSTITUTIONS**



# Footnotes

## A list of footnotes relevant to the scope of the Finance Portal Demonstration.

### 1. Country Names

Country names used based on United Nations definitions.

### 2. Yugoslavia

Formerly the State Union of Serbia and Montenegro. Serbia and Montenegro both gained independence in June 2006.

### 3. Kiribati

As of May 2006, Kiribati is not a member of any region (although geographically situated in Asia). Here it is being shown as part of the Asia Region.

### 4. Regional

Some contributions are listed as Regional areas, which exist under Regions.

### 5. Multilateral Contributions

Multilateral contributions may at times be available to recipient countries, but only the recipient multilateral groups and institutions have been identified here.

### 6. Fourth National Communication

Every four years, Annex I Parties must submit their National Communications, or national reports which provide details of how commitments under the Convention have been implemented. Fourth National Communications are the most recent reports.

[View National Communications](#)

### 7. Mitigation and Adaptation

According to the reporting guidelines for Annex I parties, the following sectors fall within mitigation: energy, transport, forestry, agriculture, waste management, water resources and industry (see 'Guidelines' section, [table 5](#)).

The following sectors fall within adaptation: capacity-building, coastal zone management, and all other vulnerability assessments (see 'Guidelines' section, [table 5](#)).





## Contributions

Contributions detailed below, show contributions of Parties - by SECTOR - in the contributing currency of Parties. These contributions were communications of Annex II Parties. The totals are shown in millions.

### MITIGATION

	Energy	Transport	Forestry	Agriculture	Waste	Industry	Water	Capacity	CZM	Other	TOTAL
	1.96	0.37	5.62	7.37	1.18	0.06	0.00	8.77	1.20	0.00	26.53
	17.32	0.00	8.16	6.02	0.26	3.00	0.00	1.07	0.00	0.00	37.13
	9.17	1.35	2.29	0.99	0.66	4.76	0.00	7.87	0.00	0.00	28.75
	189.30	0.00	35.30	93.10	20.00	148.90	0.00	80.90	26.00	0.00	593.50
	0.13	0.00	0.05	0.04	0.40	0.00	0.00	1.90	0.28	0.00	2.98
	0.25	0.00	0.00	0.00	0.00	0.00	0.00	0.33	1.96	0.00	10.26
	1.51	0.00	0.11	0.78	0.83	0.00	1.74	1.76	0.10	0.00	6.83
	353.83	161.12	92.06	107.97	105.91	18.16	0.00	472.68	36.18	49.72	1,646.40
(US Dollar)	29,695.16	77,732.46	208.53	16,057.15	8,538.80	144,530.88	0.00	0.15	0.02	0.00	276,768.78

1 - 9

[Download Report](#)

### Mitigation Party Sector Contributions

The same as the sector report above, but for MITIGATION and ADAPTATION.

### FOURTH NATIONAL COMMUNICATION

Party	Mitigation	Adaptation	TOTAL
Australia (US Dollar)	16.56	9.97	26.53
Austria (US Dollar)	34.76	2.37	37.13
Canada (Canadian Dollar)	19.21	9.54	28.75
Denmark (Danish Kroner)	486.60	106.90	593.50
Greece (US Dollar)	0.62	2.36	2.98
Ireland (US Dollar)	0.25	10.01	10.26
New Zealand (NZ Dollar)	4.97	1.86	6.83
Sweden (Swedish Kroner)	839.05	807.35	1,646.40
United States of America (US Dollar)	276,762.98	5.80	276,768.78

1 - 9

[Download Report](#)



## Bilateral Region Sector Contributions

The Bilateral Region Sector contributions detailed below, show contributions of Parties to *REGIONS* - by SECTOR - in \*US Dollars. These contributions were reported in the Fourth National Communications of Annex II parties. The totals are shown in millions.

### FOURTH NATIONAL COMMUNICATION

Region ▲	Energy	Transport	Forestry	Waste	Agriculture	Industry	Water	CZM	Capacity	Other	TOTAL
Africa	801.50	6,305.88	70.23	1,878.58	3,214.60	3,442.36	0.00	1.96	0.94	0.00	<b>\$15,724.19</b>
Asia	7,418.68	25,987.33	39.19	1,705.13	3,412.87	75,005.12	0.00	1.48	9.35	0.00	<b>\$113,580.39</b>
Eastern Europe	478.88	1,775.60	6.29	166.03	398.28	1,825.36	0.00	0.02	1.45	0.00	<b>\$4,655.83</b>
Latin America and Caribbean	20,995.25	43,663.79	80.78	4,708.24	8,951.02	64,259.58	0.00	0.00	0.00	0.00	<b>\$142,659.37</b>
Other Global Programs	19.21	0.23	25.57	82.66	93.43	0.02	0.00	0.00	0.00	0.00	<b>\$221.92</b>

1 - 5

[Download Report](#)

\*Only data reported in US Dollars is shown

## Bilateral Mitigation and Adaptation Region Sector Contributions

The Report below is essentially the same as the sector report above, but combines the sectors into MITIGATION and ADAPTATION.

### FOURTH NATIONAL COMMUNICATION

Region	Mitigation	Adaptation	TOTAL
Africa	15,713.15	11.04	<b>\$15,724.19</b>
Asia	113,568.31	12.08	<b>\$113,580.39</b>
Eastern Europe	4,650.44	5.40	<b>\$4,655.83</b>
Latin America and Caribbean	142,658.66	0.71	<b>\$142,659.37</b>
Other Global Programs	221.12	0.80	<b>\$221.92</b>

1 - 5

[Download Report](#)

\*Only data reported in US Dollars is shown



## Bilateral Country Sector Contributions

The Bilateral Country-Sector contributions detailed below, show all contributions by Parties to *COUNTRIES* - by *SECTOR* - in \*US Dollars. These contributions were reported in the Fourth National Communications of Annex II Parties. The totals are shown in millions.

[Go To Mitigation and Adaptation Report.](#)

### FOURTH NATIONAL COMMUNICATION

Country ▲	Energy	Trans	Forest	Agric	Waste	Indust	Water	Capac	CZM	Other	TOTAL
Afghanistan	80.78	23.70	4.00	50.39	50.39	46.67	0.00	0.00	0.00	0.00	\$255.93
Albania	4.20	2.32	0.00	9.79	2.49	0.00	0.00	0.20	0.00	0.00	\$19.00
Algeria	120.58	565.37	0.00	247.63	132.61	329.38	0.00	0.00	0.00	0.00	\$1,395.57
Angola	15.58	45.47	0.00	505.29	352.03	65.19	0.00	0.00	0.00	0.00	\$983.56
Anguilla	1.22	3.51	0.00	2.11	1.55	5.69	0.00	0.00	0.00	0.00	\$14.08
Antigua and Barbuda	7.29	26.27	0.00	3.04	1.99	26.39	0.00	0.00	0.00	0.00	\$64.98
Argentina	321.54	778.68	0.00	476.57	249.51	1,552.57	0.00	0.00	0.00	0.00	\$3,378.87
Armenia	15.16	0.00	0.00	18.81	9.74	0.00	0.00	0.33	0.00	0.00	\$47.74
Aruba	19.53	33.79	0.00	15.18	12.81	116.95	0.00	0.00	0.00	0.00	\$198.26
Azerbaijan	1.95	0.00	0.00	7.91	2.68	0.00	0.00	0.02	0.00	0.00	\$12.56
Bahamas	73.57	189.04	0.00	58.74	19.84	199.02	0.00	0.00	0.00	0.00	\$540.21
Bahrain	0.00	0.00	0.00	0.00	0.00	0.00	0.00	0.00	0.00	0.00	\$0.00
Viet Nam	53.83	475.43	0.00	58.45	41.59	183.69	0.00	1.53	0.00	0.00	\$814.52
Yemen	0.00	0.00	0.00	1.58	1.58	0.00	0.00	0.00	0.00	0.00	\$3.16
Yugoslavia	3.85	66.40	0.00	5.75	4.31	32.44	0.00	0.00	0.00	0.00	\$112.75
Zambia	1.24	3.75	0.96	16.31	10.06	9.51	0.00	0.00	0.00	0.00	\$41.83
Zimbabwe	1.41	14.12	0.00	1.82	1.82	7.40	0.00	0.00	0.00	0.00	\$26.57

## Contributions

[Reset](#)

based on *PARTY CONTRIBUTIONS* to *SECTORS* within *COUNTRIES*:  
n.

Rows   

### NATIONAL COMMUNICATION, Party : Australia, Sector Type : Agriculture (Mitigation)

	TOTAL
	\$1.68
	\$0.08
	\$0.06
	\$3.27
	\$0.32
	\$1.56

### Natcom : FOURTH NATIONAL COMMUNICATION, Party : Greece, Sector Type : Waste Management (Mitigation)

Country	TOTAL
Albania	\$0.27
Turkey	\$0.13

### Natcom : FOURTH NATIONAL COMMUNICATION, Party : Ireland, Sector Type : Coastal Zone Management (Adaptation)

Country	TOTAL
United Republic of Tanzania	\$1.96



- [Home](#)
- [Guidelines](#)
- [Terminology](#)
  - [Bilateral](#)
  - [Multilateral](#)
  - [Footnotes](#)
- **Bilateral Reports**
  - [Quick Reports](#)
    - [Party Contributions](#)
    - [Region Contributions](#)
    - [Country Contributions](#)
    - [Regional](#)
  - [Interactive Reports](#)
    - [Party Contributions](#)
    - [Region Contributions](#)
    - [Country Contributions](#)
- [Multilateral Reports](#)
  - [Multilateral Report](#)
  - [Global Environment Facility](#)

## Bilateral Party Sector Contributions

Reset

The interactive report below is based on *PARTY CONTRIBUTIONS* to *SECTORS* within *COUNTRIES*:  
Only data in US Dollars is shown.

 Rows  

Country does not contain 'Regional'

Natcom

Sector Type

## Natcom : FOURTH NATIONAL COMMUNICATION, Sector Type : Agriculture (Mitigation)

Country	TOTAL
Afghanistan	\$50.39
Albania	\$9.79
Algeria	\$247.63
Angola	\$505.29
Anguilla	\$2.11
Antigua and Barbuda	\$3.04
Argentina	\$476.57

## Natcom : FOURTH NATIONAL COMMUNICATION, Sector Type : Coastal Zone Management (Adaptation)

Country	TOTAL
Kazakhstan	\$0.01
Lebanon	\$0.28
Papua New Guinea	\$0.19
Ukraine	\$0.01
United Republic of Tanzania	\$1.96






Reset





### Bilateral Party Region Contributions

The interactive report below shows *REGION CONTRIBUTIONS* by Parties, split by *COUNTRY*. Only data in US Dollars is shown.

- To search by region, you can type a region into the search field and press *GO*
- You will be presented with *REGION TOTALS*, within *COUNTRY* and *PARTY*

Rows 



- Country does not contain 'Regional' 
- Natcom 
- Party 
- Region 

#### Natcom : FOURTH NATIONAL COMMUNICATION, Party : Australia, Region : Africa

Country	TOTAL
Kenya	\$0.08
South Africa	\$1.58

#### Natcom : FOURTH NATIONAL COMMUNICATION, Party : Australia, Region : Asia

Country	TOTAL
Cambodia	\$1.68
China	\$6.94
Cook Islands	\$0.05

#### Natcom : FOURTH NATIONAL COMMUNICATION, Party : Ireland, Region : Africa

Country	TOTAL
Ethiopia	\$7.72
United Republic of Tanzania	\$1.96

#### Natcom : FOURTH NATIONAL COMMUNICATION, Party : United States of America, Region : Africa

Country	TOTAL
Algeria	\$1,395.57
Angola	\$983.56




## Bilateral Party Region Contributions


Reset




The interactive report below shows *REGION CONTRIBUTIONS* by Parties, split by *COUNTRY*. Only data in US Dollars is shown.

- To search by region, you can type a region into the search field and press *GO*
- You will be presented with *REGION TOTALS*, within *COUNTRY* and *PARTY*



 Rows 



- Country does not contain 'Regional'  
- Natcom  
- Region  

**Natcom : FOURTH NATIONAL COMMUNICATION, Region : Africa**

Country ▲	TOTAL
Algeria	\$1,395.57
Angola	\$983.56
Benin	\$41.75
Botswana	\$42.28


**Natcom : FOURTH NATIONAL COMMUNICATION, Region : Latin America and Caribbean**

Country	TOTAL
Anguilla	\$14.08
Antigua and Barbuda	\$64.98
Argentina	\$3,378.87
Aruba	\$198.26
Bahamas	\$540.21



Reset

Annex II Parties, to Groups.

Rows All Go 



**ONAL COMMUNICATION, Party : Australia (US Dollar)**

	<b>TOTAL</b>
	337.68
ction and Development	31.48
	23.72
logical, and Training Programs	393.89
Funds, and Programs	5.31
	23.92
	12.36

- [Home](#)
- [Guidelines](#)
- [Terminology](#)
  - [Bilateral](#)
  - [Multilateral](#)
  - [Footnotes](#)
- [Bilateral Reports](#)
  - [Quick Reports](#)
    - [Party Contributions](#)
    - [Region Contributions](#)
    - [Country Contributions](#)
    - [Regional](#)
  - [Interactive Reports](#)
    - [Party Contributions](#)
    - [Region Contributions](#)
    - [Country Contributions](#)
- [Multilateral Reports](#)
  - [Multilateral Report](#)
  - [Global Environment Facility](#)

**Natcom : FOURTH NATIONAL COMMUNICATION, Party : Denmark (Danish Kroner)**

<b>Groupname</b>	<b>TOTAL</b>
African Development Bank	998.40
Asian Development Bank	336.10
European Bank for Reconstruction and Development	121.40
Inter American	69.00
Other Multilateral Institutions, Funds, and Programs	178.76
United Nations	2,082.30
World Bank Group	2,952.30



## Global Environment Facility

The Global Environment Facility Report, shows Annex II Parties contributions to the GEF, and shown in the Parties contributing currency. These contributions were reported in the Fourth National Communication and the totals are shown in Millions.

### **FOURTH NATIONAL COMMUNICATION**

<b>Party</b>	<b>AMOUNT ▲</b>
Ireland (US Dollar)	<b>3.90</b>
Greece (Euro)	<b>6.85</b>
New Zealand (NZ Dollar)	<b>11.03</b>
Austria (Euro)	<b>25.23</b>
Australia (US Dollar)	<b>34.82</b>
Canada (Canadian Dollar)	<b>158.94</b>
Sweden (Swedish Kroner)	<b>241.70</b>
Denmark (Danish Kroner)	<b>302.10</b>
United States of America (US Dollar)	<b>679.44</b>

**1-9**



For further information please contact:

George Anjaparidze

[ganjaparidze@unfccc.int](mailto:ganjaparidze@unfccc.int)