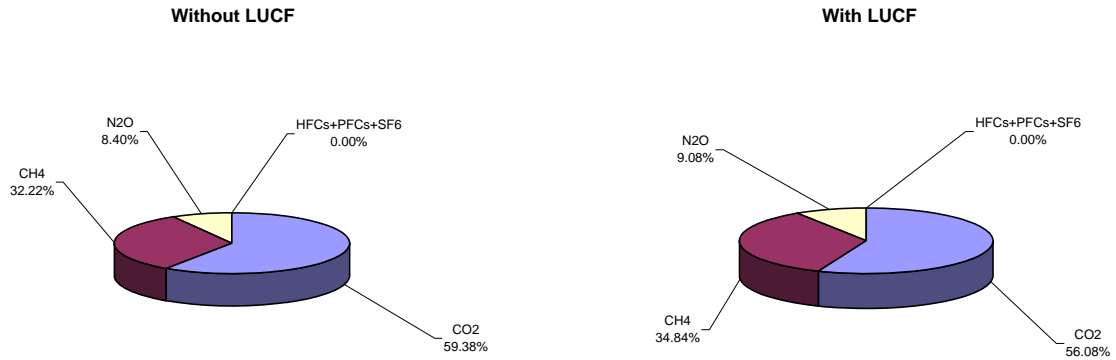




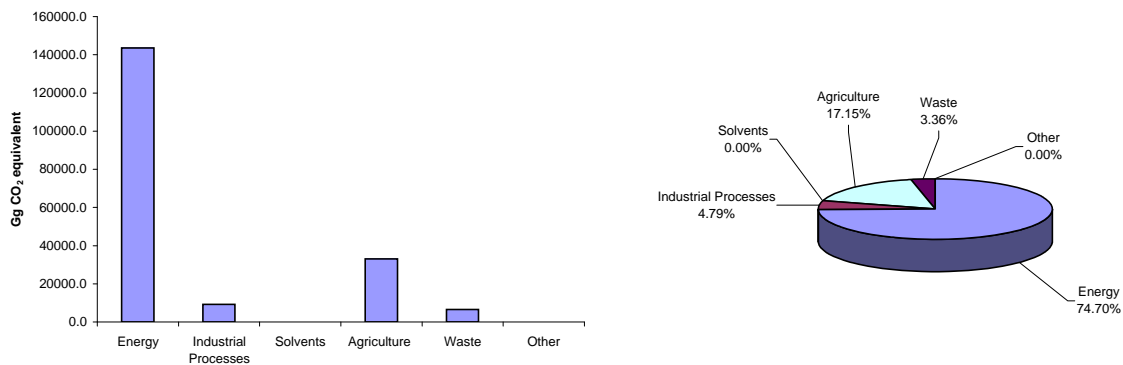
## Emissions Summary for Venezuela (Bolivarian Republic of)

	Emissions, in Gg CO <sub>2</sub> equivalent		
	1999		Latest available year (1999)
CO <sub>2</sub> emissions without LUCF	114,126.0		114,126.0
CO <sub>2</sub> net emissions/removals by LUCF	-14,360.0		-14,360.0
CO <sub>2</sub> net emissions/removals with LUCF	99,766.0		99,766.0
GHG emissions without LUCF	192,192.2		192,192.2
GHG net emissions/removals by LUCF	-14,290.8		-14,290.8
GHG net emissions/removals with LUCF	177,901.4		177,901.4

GHG emissions by gas for 1999

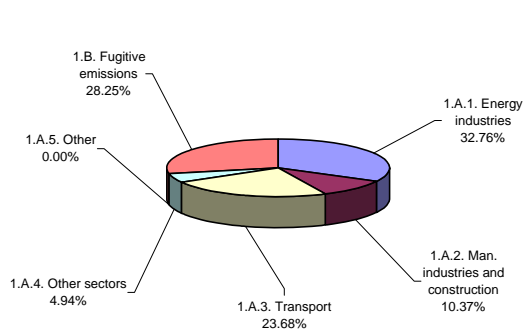


GHG emissions by sector (without LUCF) for 1999

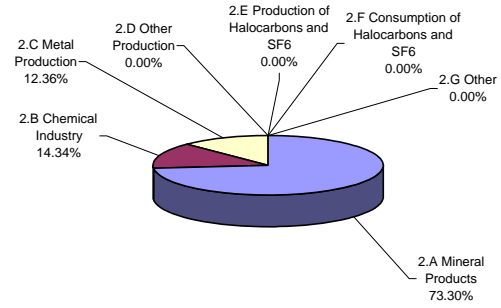




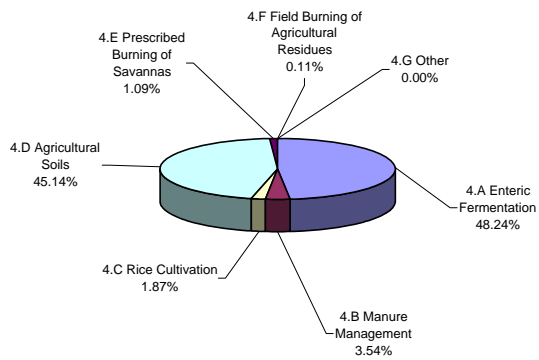
**Breakdown of GHG emissions within the energy sector, 1999**



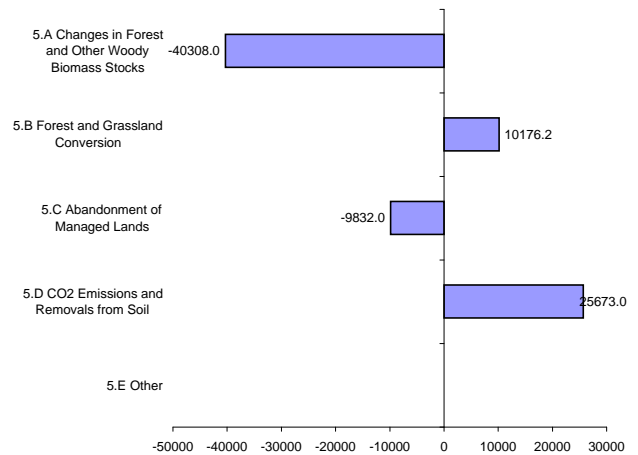
**Breakdown of GHG emissions within the industrial processes, 1999**



**Breakdown of GHG emissions in the agriculture sector, 1999**



**Breakdown of GHG emissions/removals within the LUCF sector, (Gg CO2 equivalent), 1999**



**Breakdown of GHG emissions within the waste sector, 1999**

