

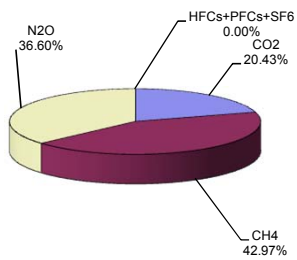


Emissions Summary for Timor-Leste

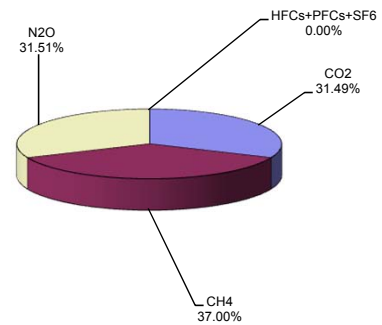
	Emissions, in Gg CO ₂ equivalent		
	2010		Latest available year (2010)
CO ₂ emissions without LUCF	260.8		260.8
CO ₂ net emissions/removals by LUCF	206.0		206.0
CO ₂ net emissions/removals with LUCF	466.9		466.9
GHG emissions without LUCF	1,276.6		1,276.6
GHG net emissions/removals by LUCF	206.0		206.0
GHG net emissions/removals with LUCF	1,482.6		1,482.6

GHG emissions by gas for 2010

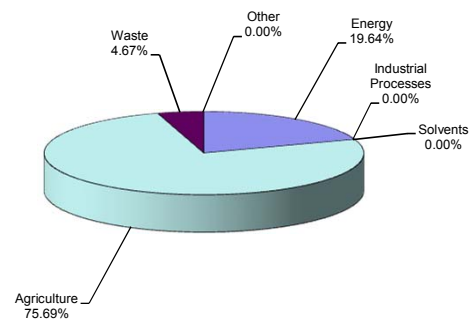
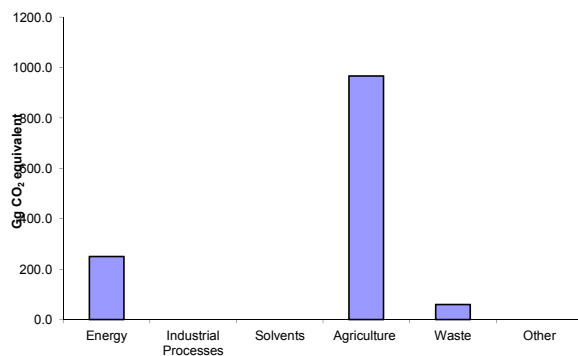
Without LUCF



With LUCF

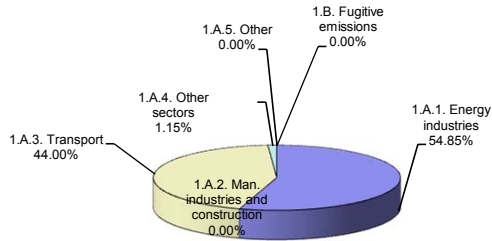


GHG emissions by sector (without LUCF) for 2010

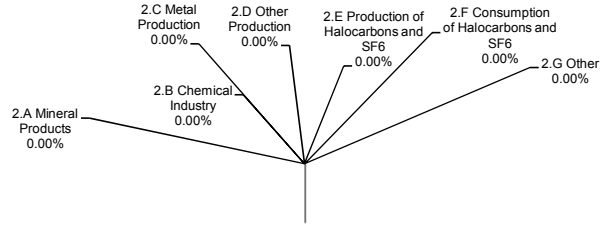




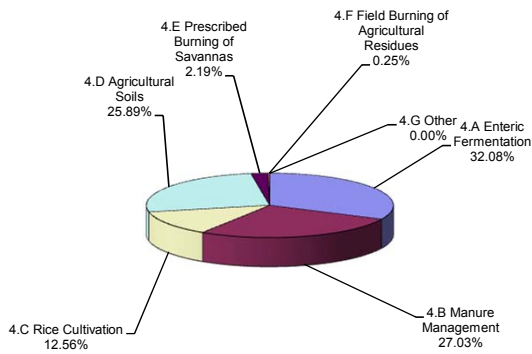
Breakdown of GHG emissions within the energy sector, 2010



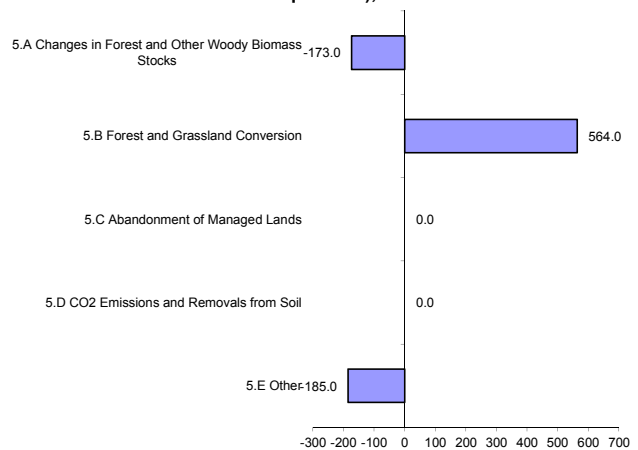
Breakdown of GHG emissions within the industrial processes, 2010



Breakdown of GHG emissions in the agriculture sector, 2010



Breakdown of GHG emissions/removals within the LUCF sector, (Gg CO2 equivalent), 2010



Breakdown of GHG emissions within the waste sector, 2010

