



Emissions Summary for Togo

	Emissions, in Gg CO ₂ equivalent		
	1992	1994	Latest available year (2000)
CO ₂ emissions without LUCF	825.5	1,033.6	1,461.9
CO ₂ net emissions/removals by LUCF	13,742.3	18,188.9	7,548.1
CO ₂ net emissions/removals with LUCF	14,567.8	19,222.5	9,010.0
GHG emissions without LUCF	4,258.2	4,660.1	4,917.2
GHG net emissions/removals by LUCF	14,075.7	18,522.3	8,329.3
GHG net emissions/removals with LUCF	18,333.9	23,182.4	13,246.5

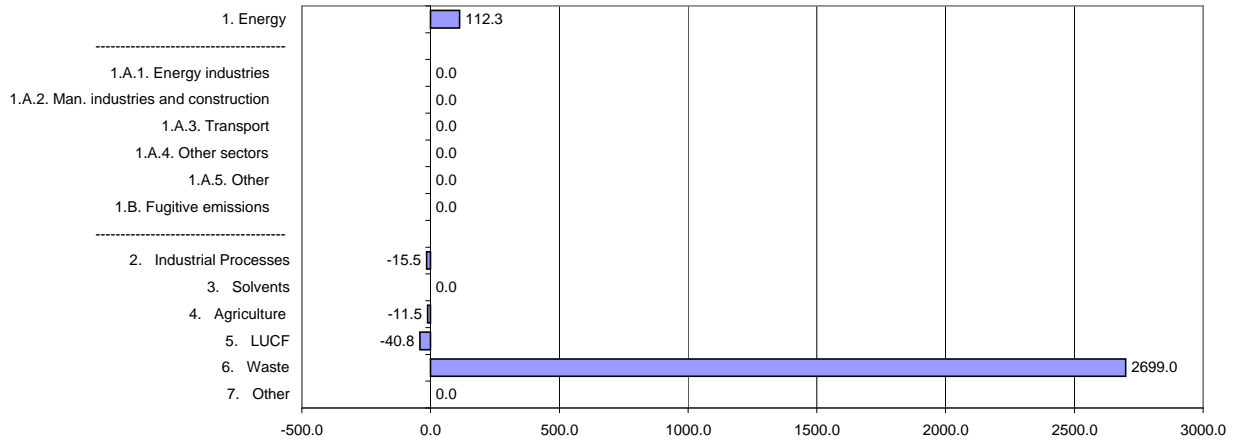
	Changes in emissions, in per cent		
	From 1992 to 1994	From 1994 to latest available year (2000)	From 1992 to latest available year (2000)
CO ₂ emissions without LUCF	25.2	41.4	77.1
CO ₂ net emissions/removals by LUCF	32.4	-58.5	-45.1
CO ₂ net emissions/removals with LUCF	32.0	-53.1	-38.2
GHG emissions without LUCF	9.4	5.5	15.5
GHG net emissions/removals by LUCF	31.6	-55.0	-40.8
GHG net emissions/removals with LUCF	26.4	-42.9	-27.7

	Average annual growth rates, in per cent per year		
	From 1992 to 1994	From 1994 to latest available year (2000)	From 1992 to latest available year (2000)
CO ₂ emissions without LUCF	11.9	5.9	7.4
CO ₂ net emissions/removals by LUCF	15.0	-13.6	-7.2
CO ₂ net emissions/removals with LUCF	14.9	-11.9	-5.8
GHG emissions without LUCF	4.6	0.9	1.8
GHG net emissions/removals by LUCF	14.7	-12.5	-6.3
GHG net emissions/removals with LUCF	12.4	-8.9	-4.0



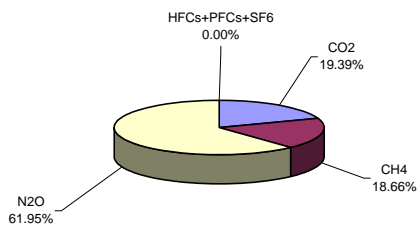


Change in GHG emissions/removals from 1992 to 2000, %

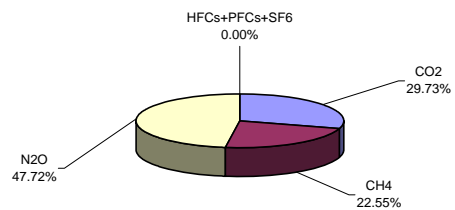


GHG emissions by gas

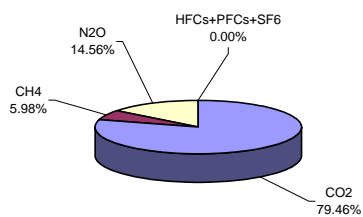
1992 (without LUCF)



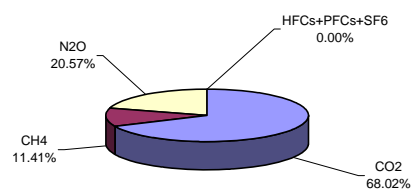
2000 (without LUCF)



1992 (with LUCF)

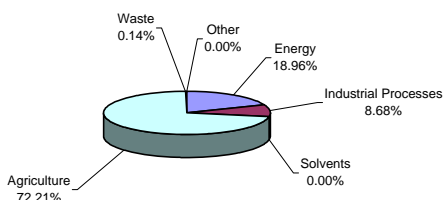


2000 (with LUCF)

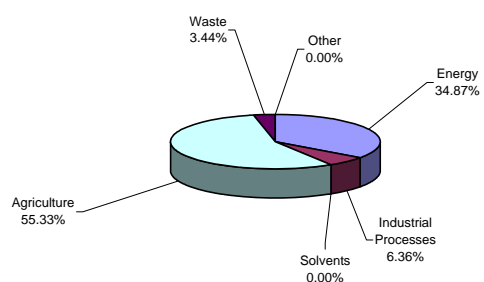


GHG emissions by sector (without LUCF)

1992

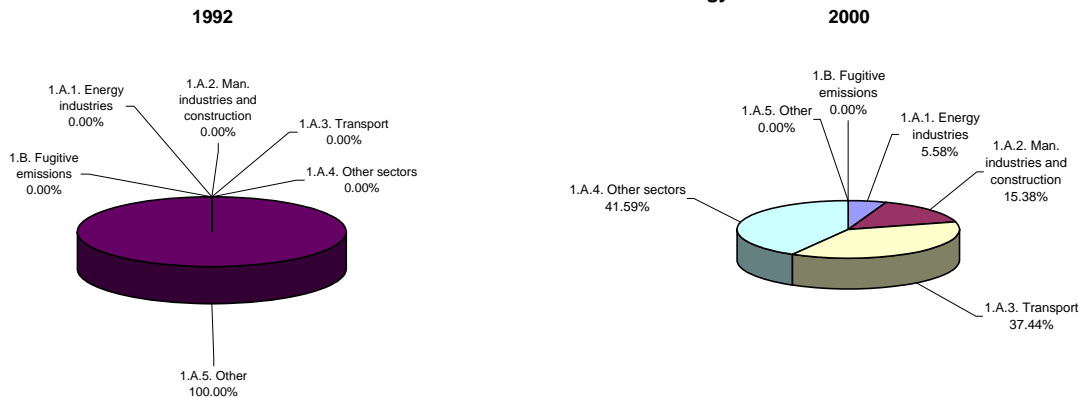


2000

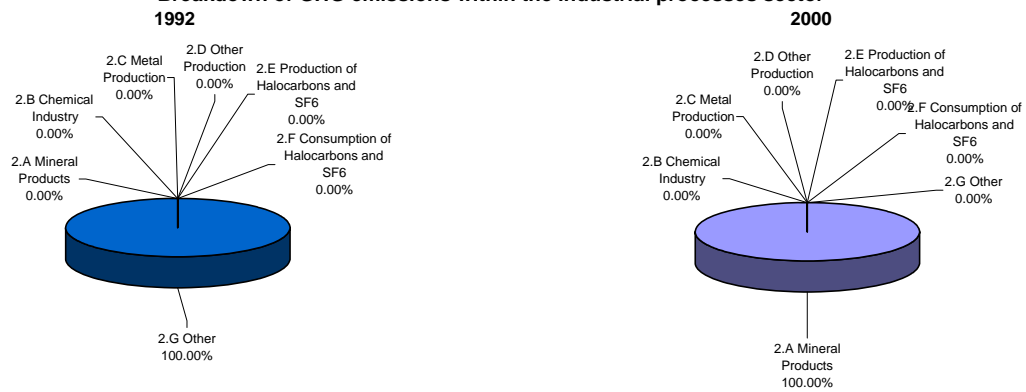




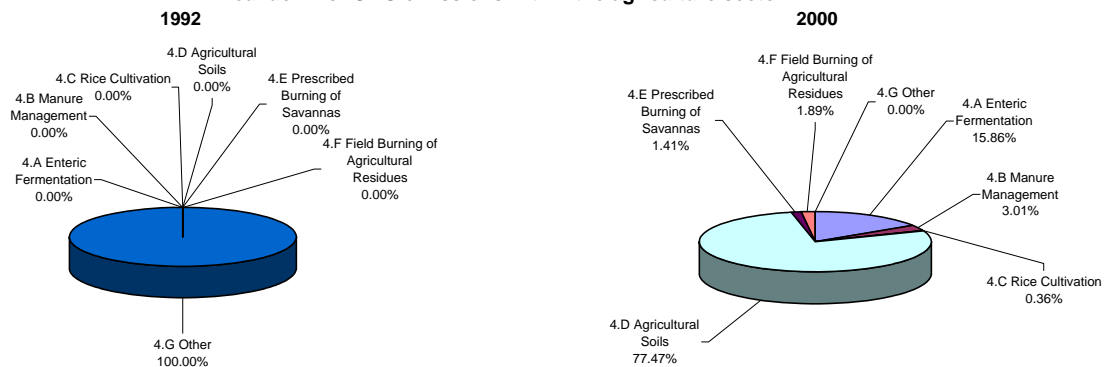
Breakdown of GHG emissions within the energy sector



Breakdown of GHG emissions within the industrial processes sector



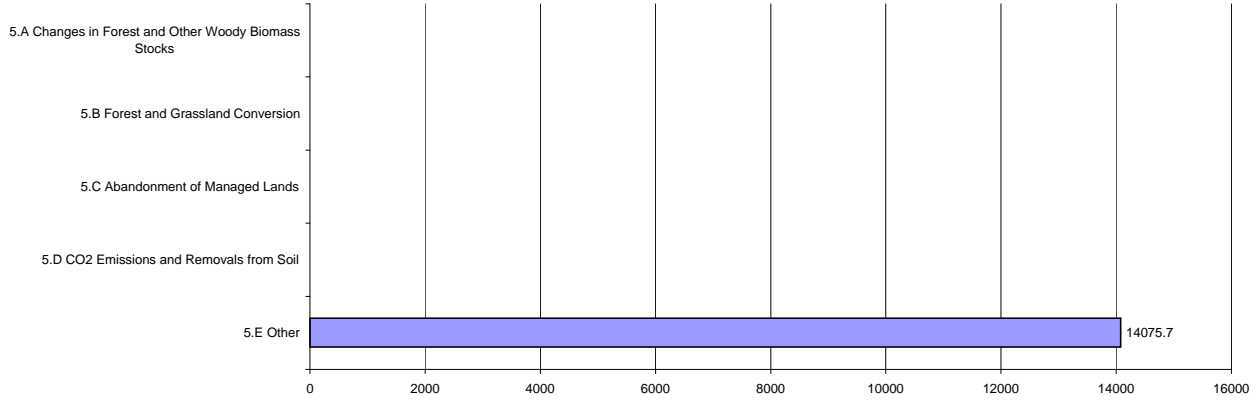
Breakdown of GHG emissions within the agriculture sector



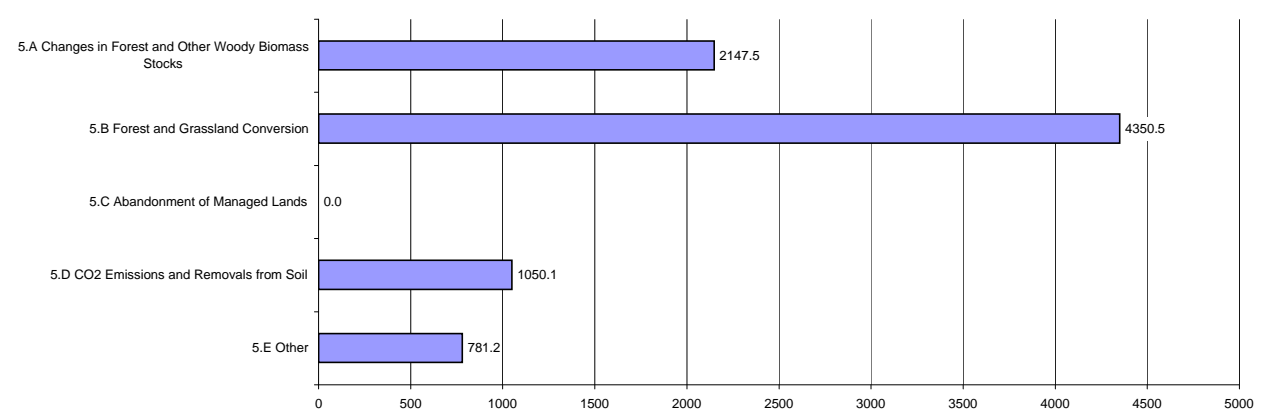


Breakdown of GHG emissions/removals within the LUCF sector, (Gg CO₂ equivalent)

1992




2000



Breakdown of GHG emissions within the waste sector

1992



2000

