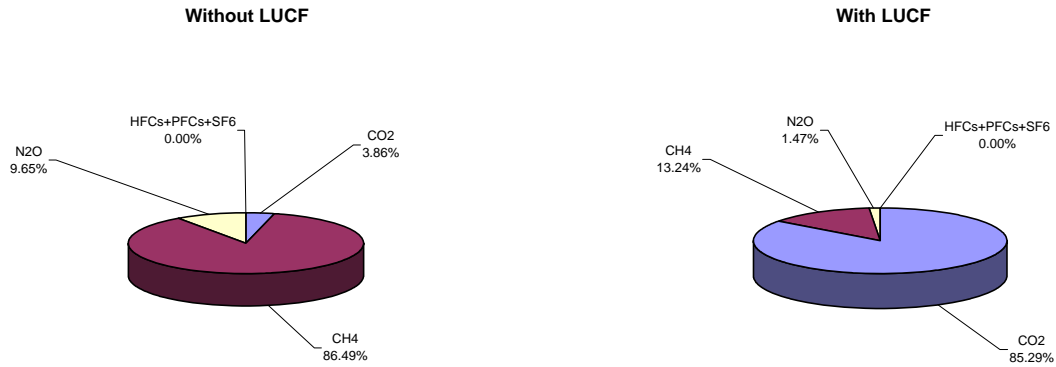




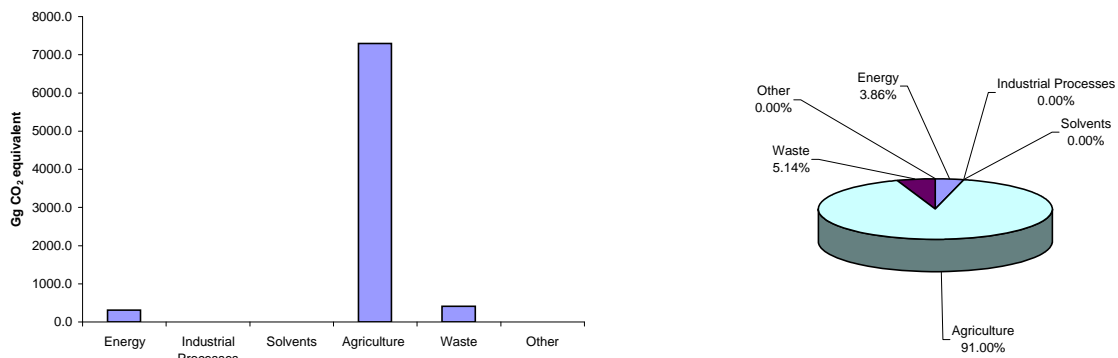
## Emissions Summary for Chad

	Emissions, in Gg CO <sub>2</sub> equivalent		
	1993		Latest available year (1993)
CO <sub>2</sub> emissions without LUCF	309.7		309.7
CO <sub>2</sub> net emissions/removals by LUCF	-46,441.4		-46,441.4
CO <sub>2</sub> net emissions/removals with LUCF	-46,131.7		-46,131.7
GHG emissions without LUCF	8,021.1		8,021.1
GHG net emissions/removals by LUCF	-46,198.1		-46,198.1
GHG net emissions/removals with LUCF	-38,177.0		-38,177.0

### GHG emissions by gas for 1993

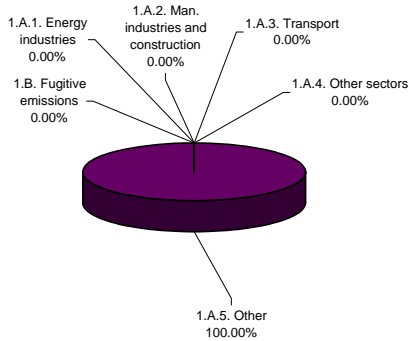


### GHG emissions by sector (without LUCF) for 1993





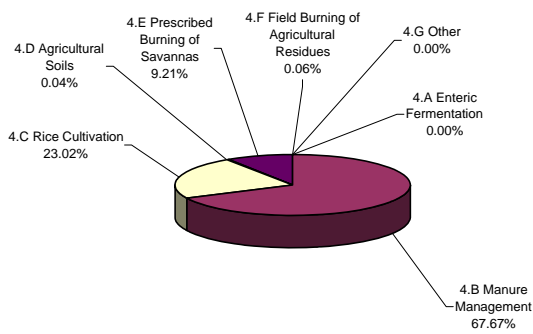
**Breakdown of GHG emissions within the energy sector, 1993**



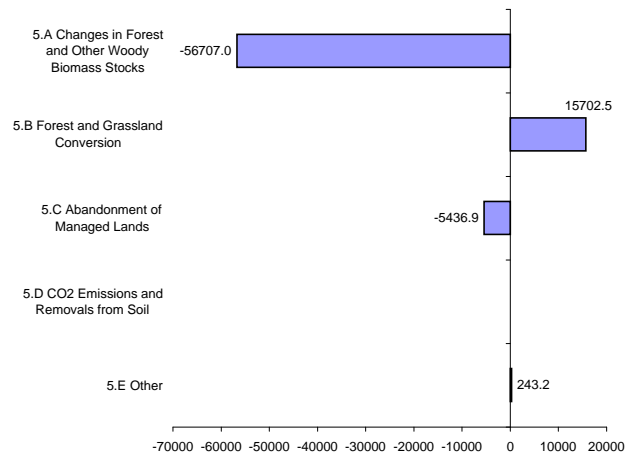
**Breakdown of GHG emissions within the industrial processes, 1993**

NO DATA

**Breakdown of GHG emissions in the agriculture sector, 1993**



**Breakdown of GHG emissions/removals within the LUCF sector, (Gg CO2 equivalent), 1993**



**Breakdown of GHG emissions within the waste sector, 1993**

