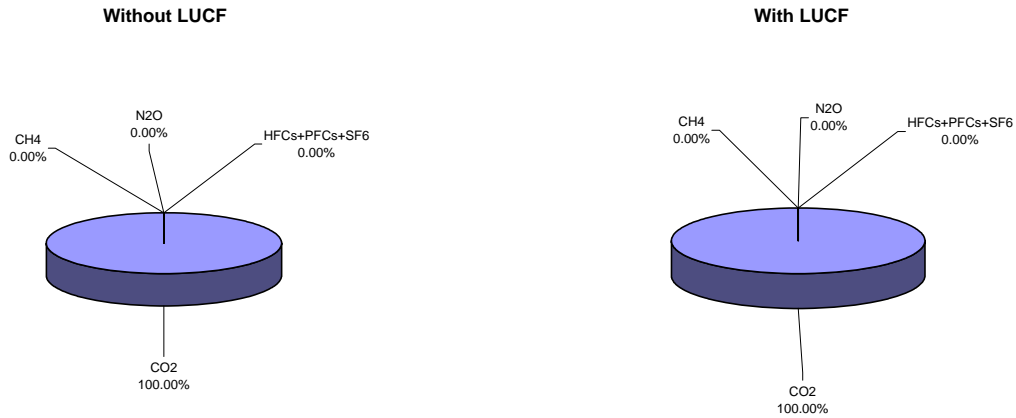




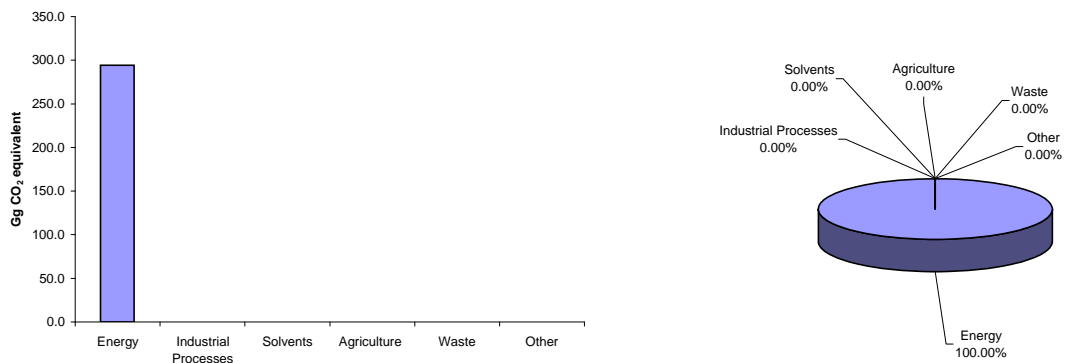
## Emissions Summary for Solomon Islands

	Emissions, in Gg CO <sub>2</sub> equivalent		
	1994		Latest available year (1994)
CO <sub>2</sub> emissions without LUCF	294.4		294.4
CO <sub>2</sub> net emissions/removals by LUCF			
CO <sub>2</sub> net emissions/removals with LUCF	294.4		294.4
GHG emissions without LUCF	294.4		294.4
GHG net emissions/removals by LUCF			
GHG net emissions/removals with LUCF	294.4		294.4

### GHG emissions by gas for 1994

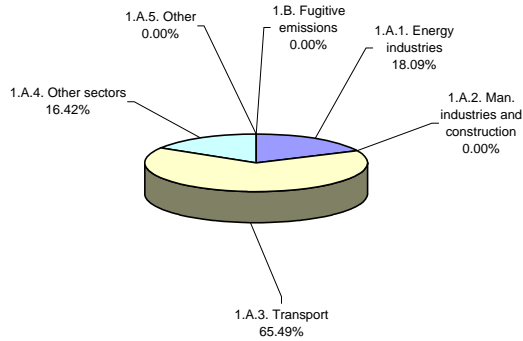


### GHG emissions by sector (without LUCF) for 1994





**Breakdown of GHG emissions within the energy sector, 1994**



**Breakdown of GHG emissions within the industrial processes, 1994**

NO DATA

**Breakdown of GHG emissions in the agriculture sector, 1994**

NO DATA

**Breakdown of GHG emissions/removals within the LUCF sector, (Gg CO2 equivalent), 1994**

NO DATA

**Breakdown of GHG emissions within the waste sector, 1994**

NO DATA