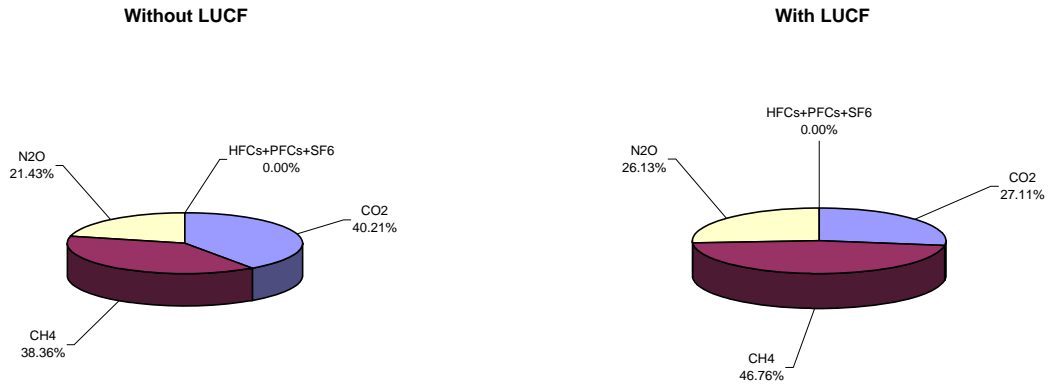




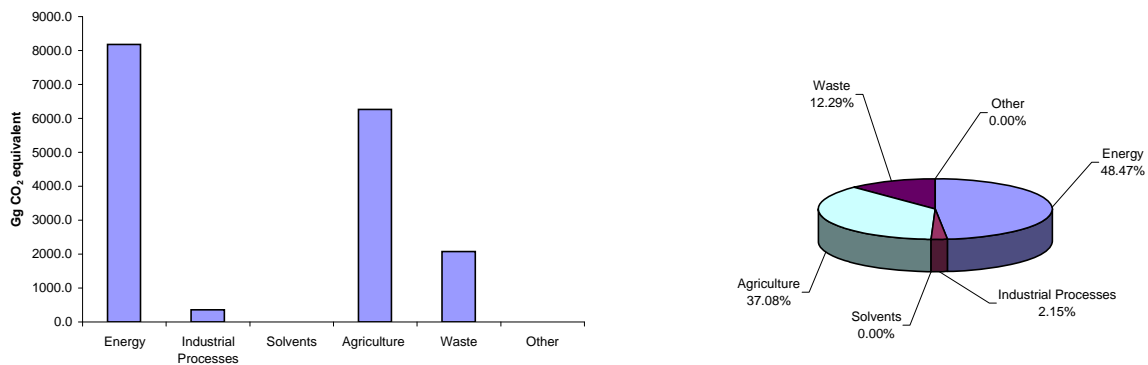
## Emissions Summary for Senegal

	Emissions, in Gg CO <sub>2</sub> equivalent		
	2000		Latest available year (2000)
CO <sub>2</sub> emissions without LUCF	6,788.9		6,788.9
CO <sub>2</sub> net emissions/removals by LUCF	-10,555.0		-10,555.0
CO <sub>2</sub> net emissions/removals with LUCF	-3,766.1		-3,766.1
GHG emissions without LUCF	16,882.1		16,882.1
GHG net emissions/removals by LUCF	-10,521.6		-10,521.6
GHG net emissions/removals with LUCF	6,360.5		6,360.5

### GHG emissions by gas for 2000

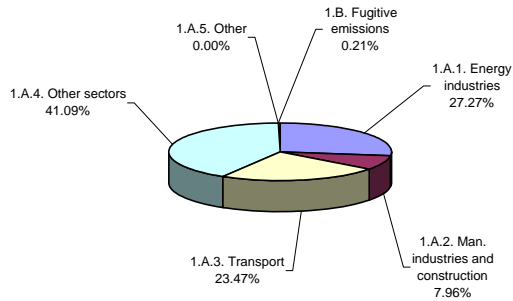


### GHG emissions by sector (without LUCF) for 2000

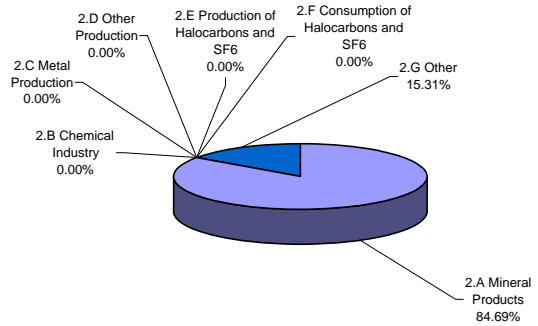




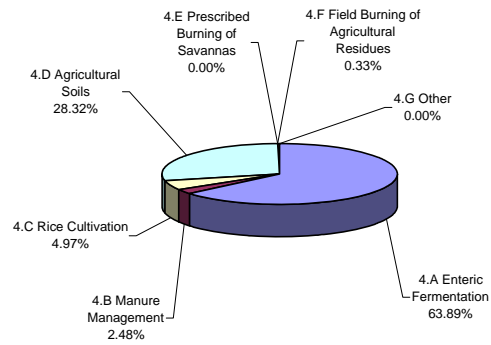
**Breakdown of GHG emissions within the energy sector, 2000**



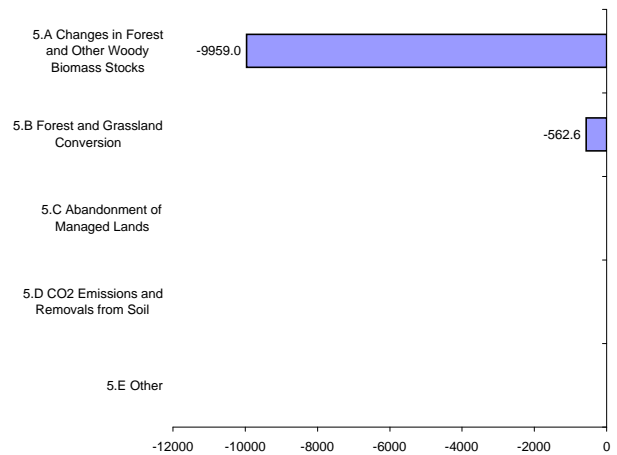
**Breakdown of GHG emissions within the industrial processes, 2000**



**Breakdown of GHG emissions in the agriculture sector, 2000**



**Breakdown of GHG emissions/removals within the LUCF sector, (Gg CO2 equivalent), 2000**



**Breakdown of GHG emissions within the waste sector, 2000**

