

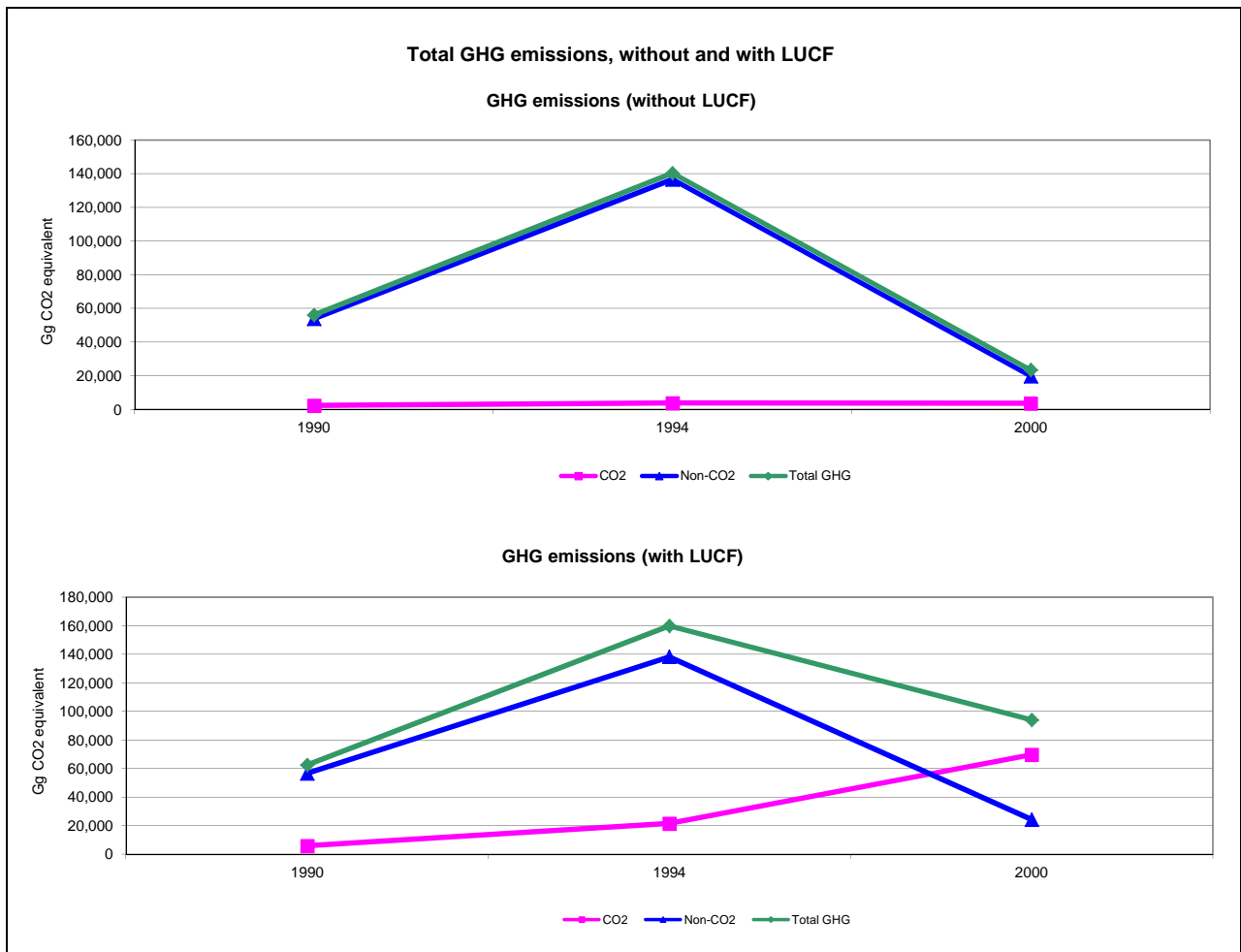


Emissions Summary for Paraguay

	Emissions, in Gg CO ₂ equivalent		
	1990	1994	Latest available year (2000)
CO ₂ emissions without LUCF	2,270.2	3,801.7	3,646.9
CO ₂ net emissions/removals by LUCF	3,530.4	17,812.3	66,092.2
CO ₂ net emissions/removals with LUCF	5,800.7	21,614.0	69,739.0
GHG emissions without LUCF	56,196.9	140,456.1	23,429.9
GHG net emissions/removals by LUCF	6,419.4	19,504.3	70,621.6
GHG net emissions/removals with LUCF	62,616.3	159,960.4	94,051.5

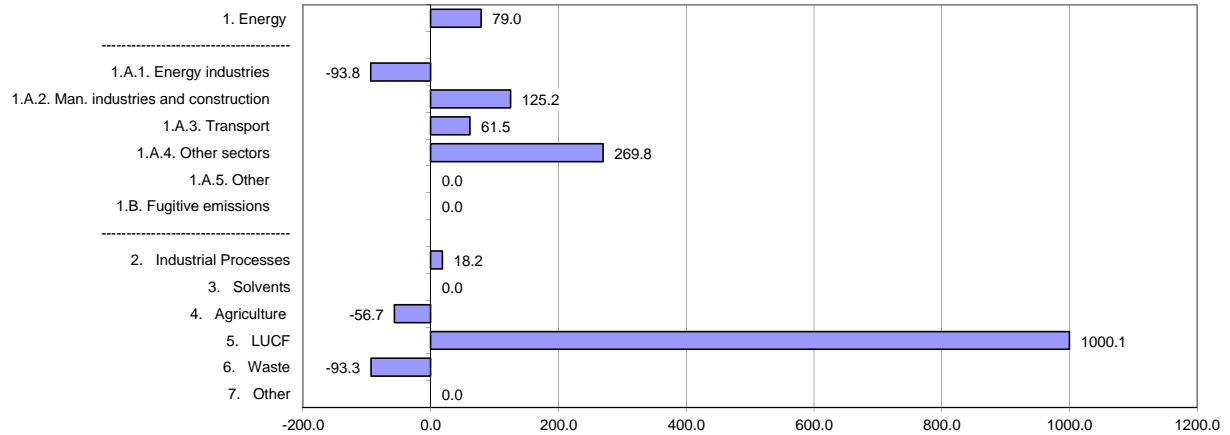
	Changes in emissions, in per cent		
	From 1990 to 1994	From 1994 to latest available year (2000)	From 1990 to latest available year (2000)
CO ₂ emissions without LUCF	67.5	-4.1	60.6
CO ₂ net emissions/removals by LUCF	404.5	271.0	1,772.1
CO ₂ net emissions/removals with LUCF	272.6	222.7	1,102.3
GHG emissions without LUCF	149.9	-83.3	-58.3
GHG net emissions/removals by LUCF	203.8	262.1	1,000.1
GHG net emissions/removals with LUCF	155.5	-41.2	50.2

	Average annual growth rates, in per cent per year		
	From 1990 to 1994	From 1994 to latest available year (2000)	From 1990 to latest available year (2000)
CO ₂ emissions without LUCF	13.8	-0.7	4.9
CO ₂ net emissions/removals by LUCF	49.9	24.4	34.0
CO ₂ net emissions/removals with LUCF	38.9	21.6	28.2
GHG emissions without LUCF	25.7	-25.8	-8.4
GHG net emissions/removals by LUCF	32.0	23.9	27.1
GHG net emissions/removals with LUCF	26.4	-8.5	4.2



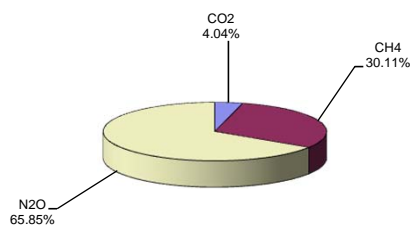


Change in GHG emissions/removals from 1990 to 2000, %

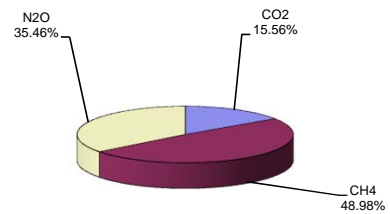


GHG emissions by gas

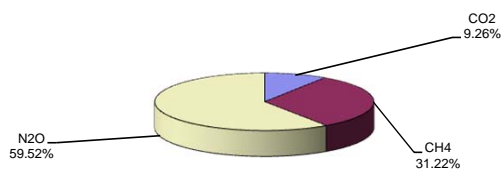
1990 (without LUCF)



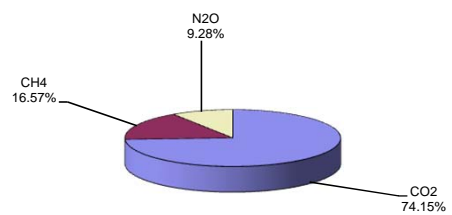
2000 (without LUCF)



1990 (with LUCF)

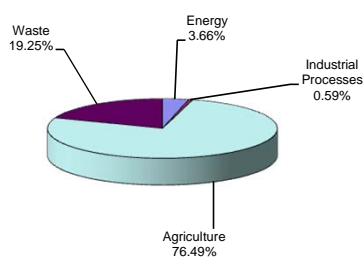


2000 (with LUCF)

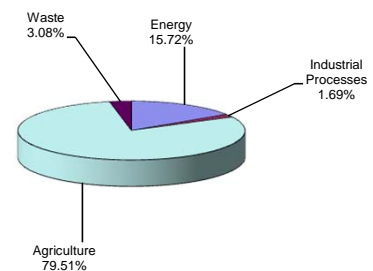


GHG emissions by sector (without LUCF)

1990

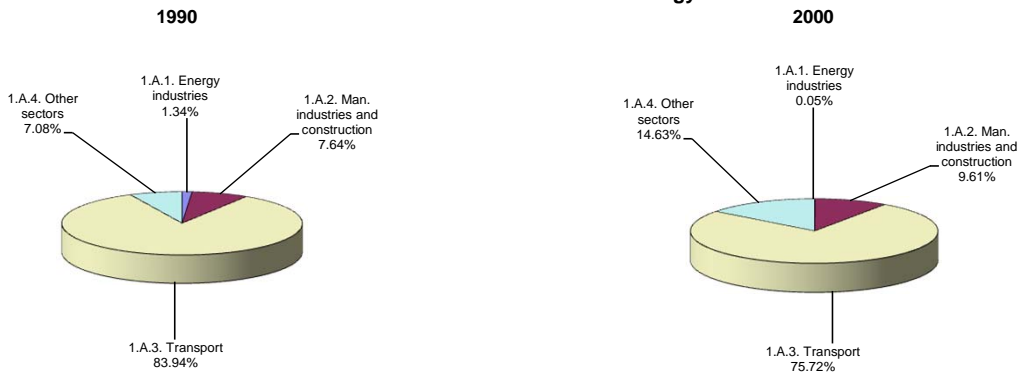


2000

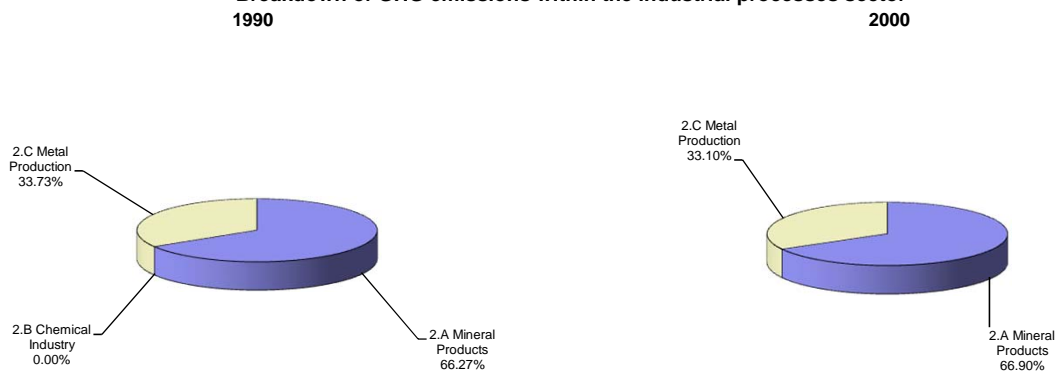




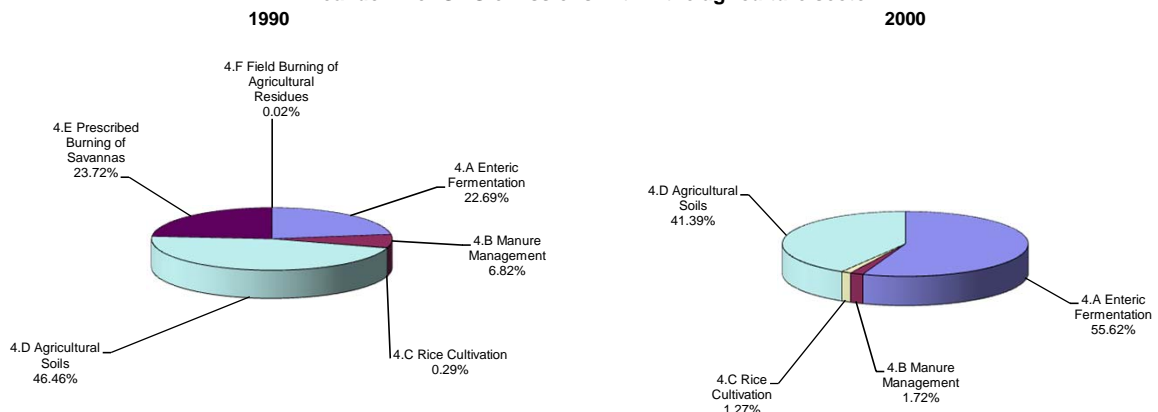
Breakdown of GHG emissions within the energy sector



Breakdown of GHG emissions within the industrial processes sector



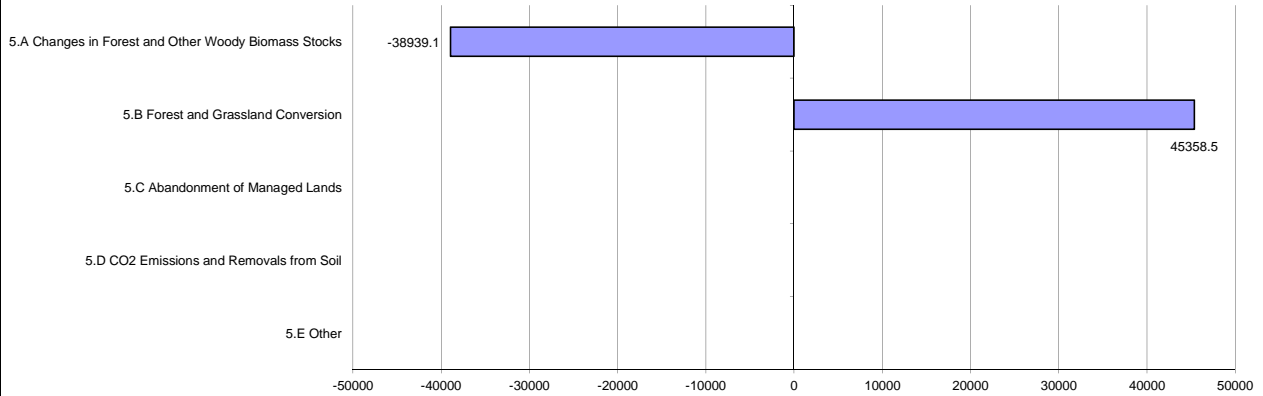
Breakdown of GHG emissions within the agriculture sector



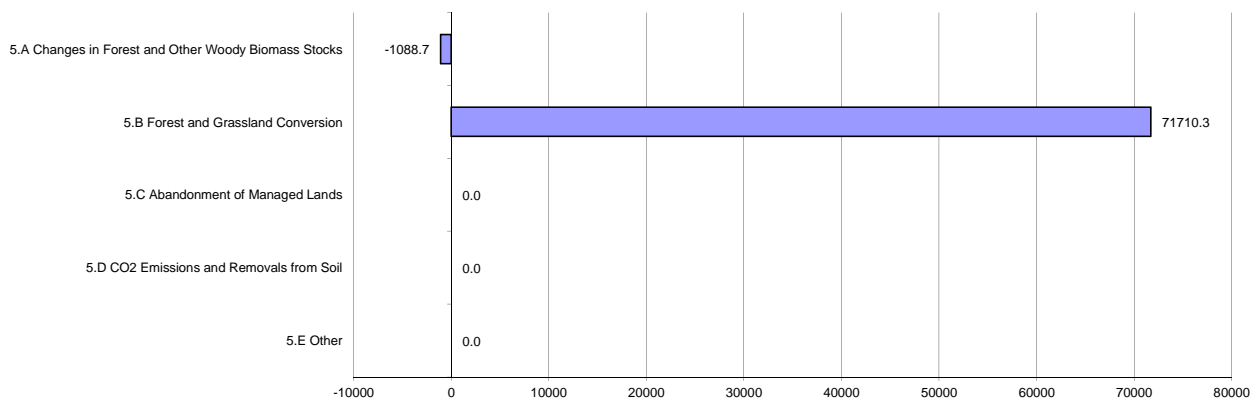


Breakdown of GHG emissions/removals within the LUCF sector, (Gg CO₂ equivalent)

1990



2000



Breakdown of GHG emissions within the waste sector

1990



2000

