

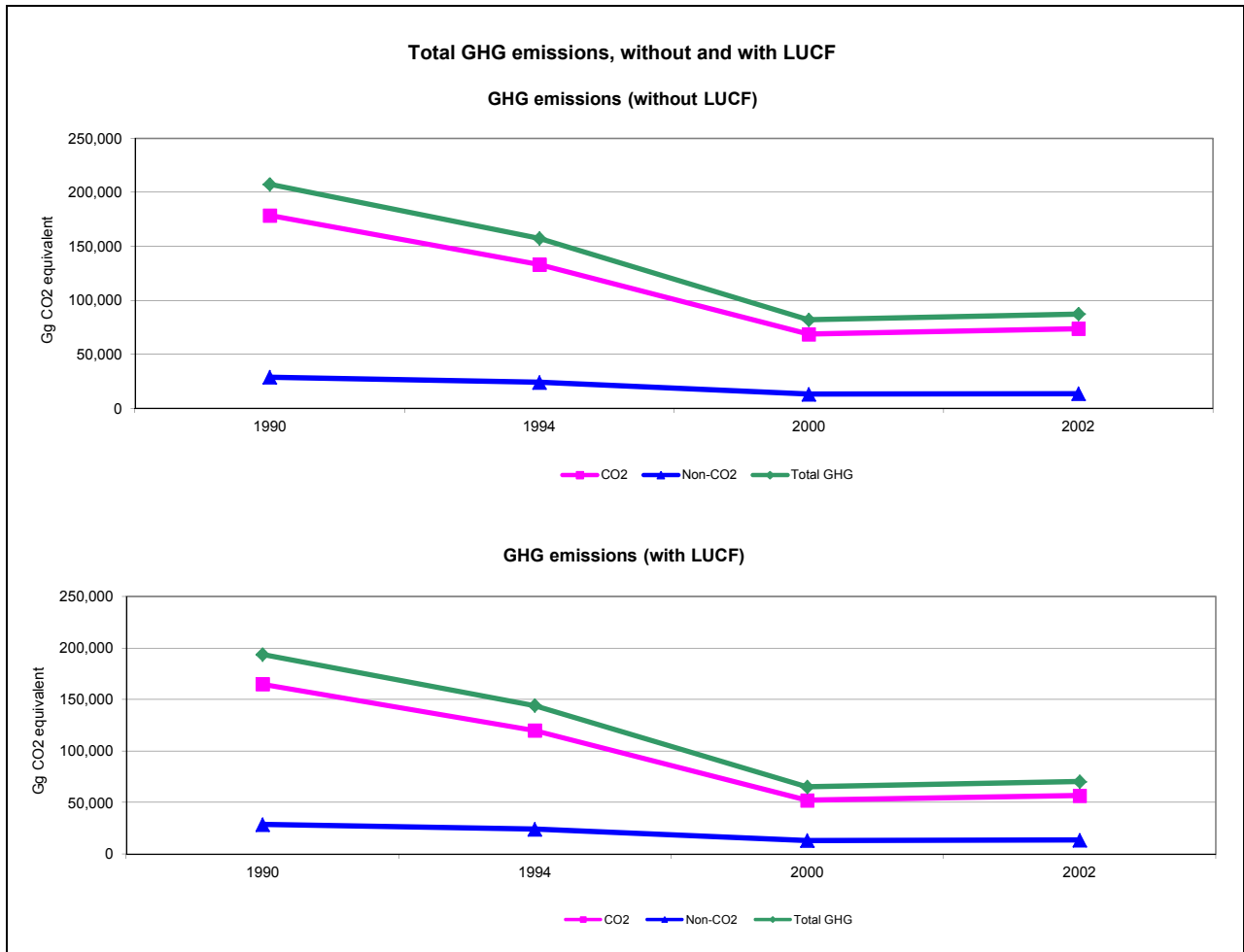


Emissions Summary for Democratic People's Republic of Korea

	Emissions, in Gg CO ₂ equivalent		
	1990	2000	Latest available year (2002)
CO ₂ emissions without LUCF	178,713.0	68,740.0	73,779.0
CO ₂ net emissions/removals by LUCF	-13,727.0	-16,632.0	-16,880.0
CO ₂ net emissions/removals with LUCF	164,986.0	52,108.0	56,899.0
GHG emissions without LUCF	207,544.0	81,892.0	87,330.0
GHG net emissions/removals by LUCF	-13,727.0	-16,632.0	-16,880.0
GHG net emissions/removals with LUCF	193,817.0	65,260.0	70,450.0

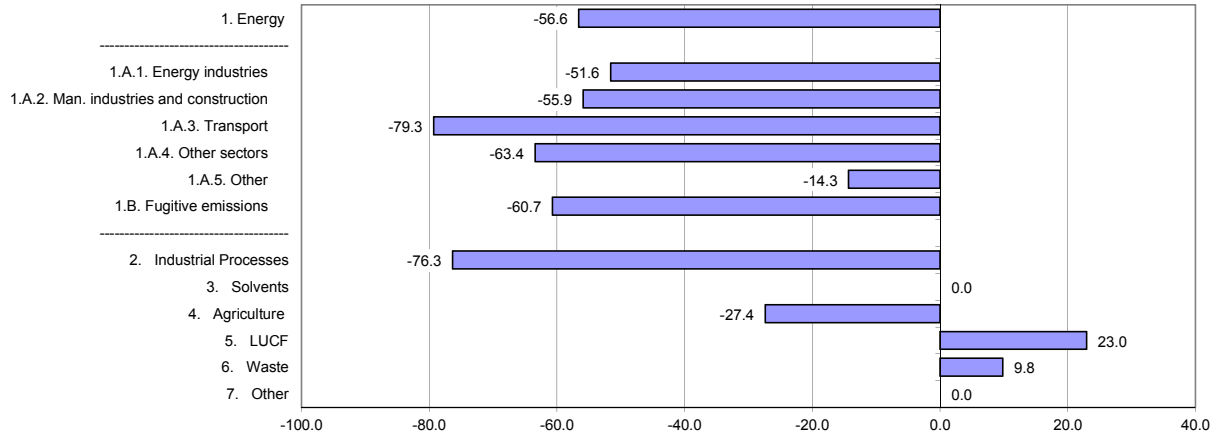
	Changes in emissions, in per cent		
	From 1990 to 2000	From 2000 to latest available year (2002)	From 1990 to latest available year (2002)
CO ₂ emissions without LUCF	-61.5	7.3	-58.7
CO ₂ net emissions/removals by LUCF	21.2	1.5	23.0
CO ₂ net emissions/removals with LUCF	-68.4	9.2	-65.5
GHG emissions without LUCF	-60.5	6.6	-57.9
GHG net emissions/removals by LUCF	21.2	1.5	23.0
GHG net emissions/removals with LUCF	-66.3	8.0	-63.7

	Average annual growth rates, in per cent per year		
	From 1990 to 2000	From 2000 to latest available year (2002)	From 1990 to latest available year (2002)
CO ₂ emissions without LUCF	-9.1	3.6	-7.1
CO ₂ net emissions/removals by LUCF	1.9	0.7	1.7
CO ₂ net emissions/removals with LUCF	-10.9	4.5	-8.5
GHG emissions without LUCF	-8.9	3.3	-7.0
GHG net emissions/removals by LUCF	1.9	0.7	1.7
GHG net emissions/removals with LUCF	-10.3	3.9	-8.1

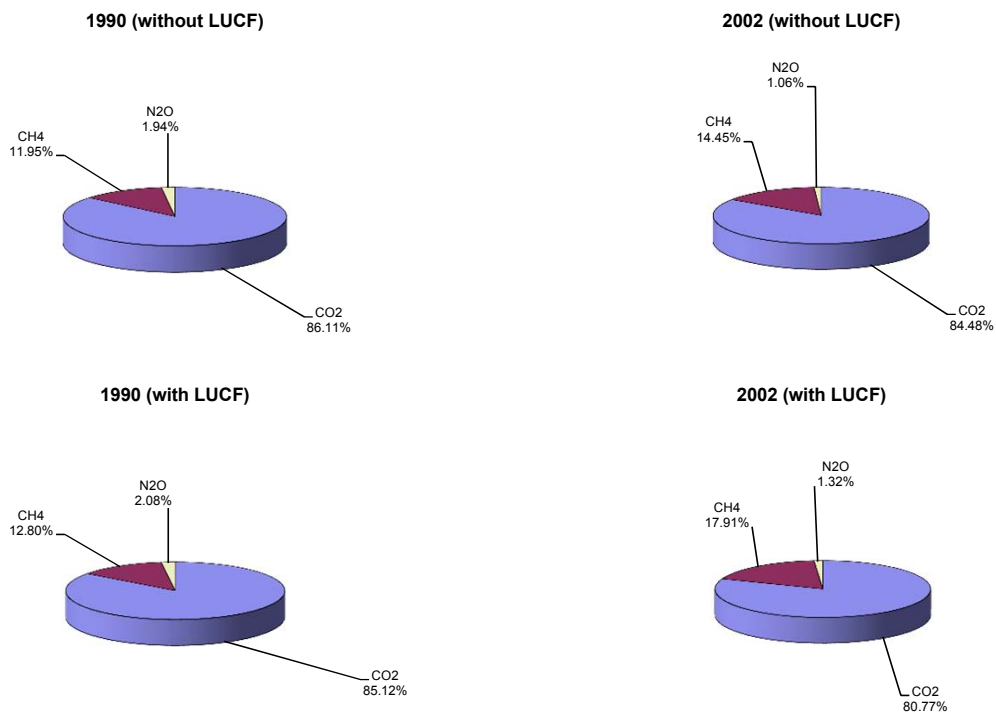





Change in GHG emissions/removals from 1990 to 2002, %



GHG emissions by gas



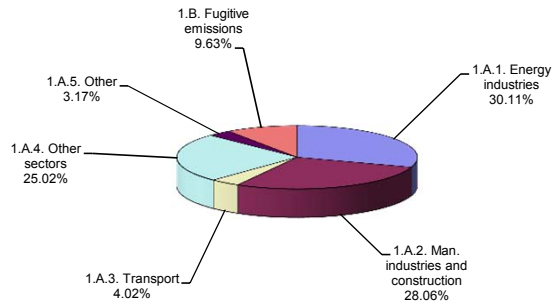
GHG emissions by sector (without LUCF)



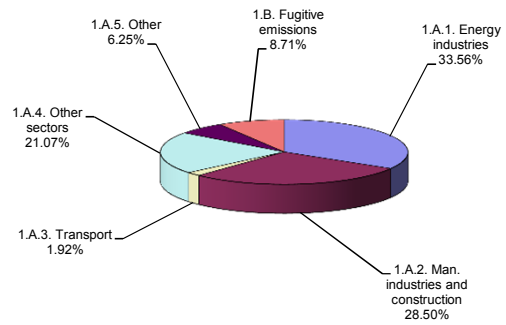


Breakdown of GHG emissions within the energy sector

1990

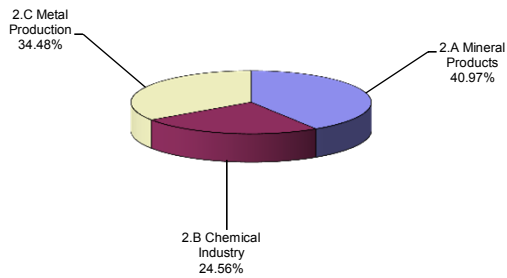


2002

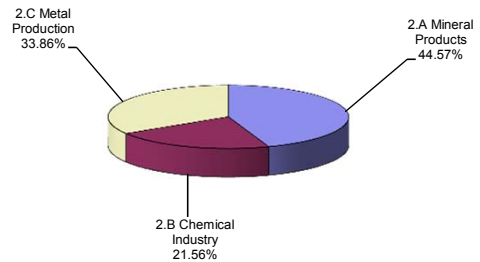


Breakdown of GHG emissions within the industrial processes sector

1990

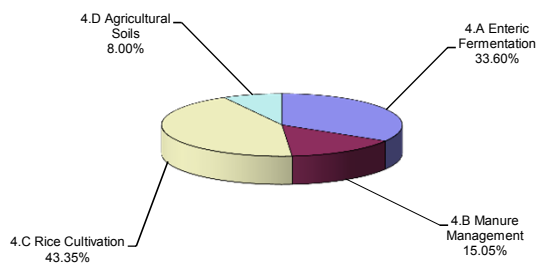


2002

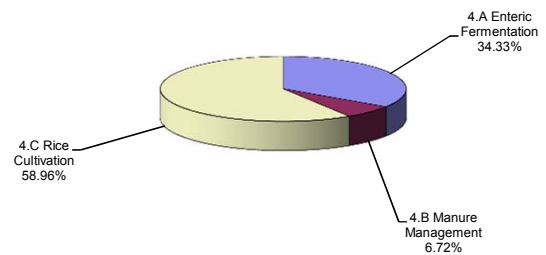


Breakdown of GHG emissions within the agriculture sector

1990

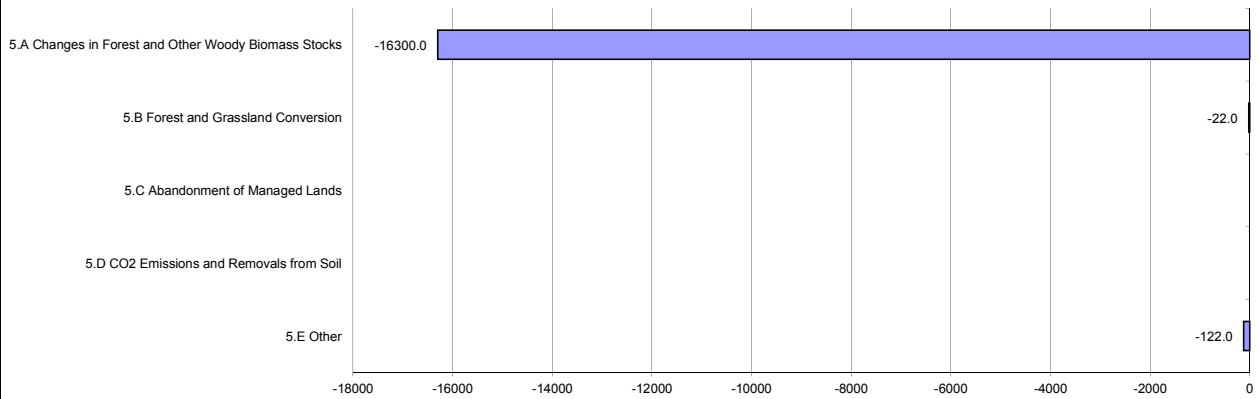


2002

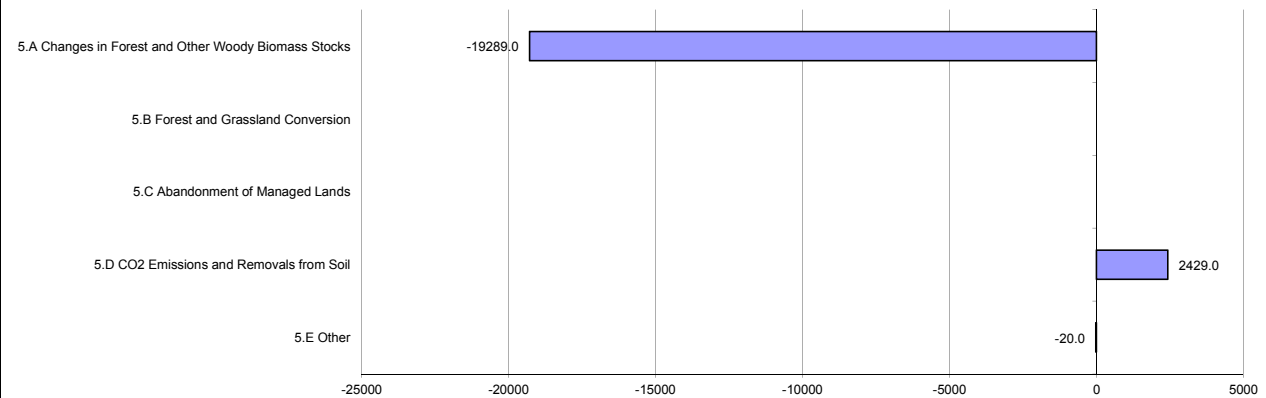




Breakdown of GHG emissions/removals within the LUCF sector, (Gg CO₂ equivalent) 1990

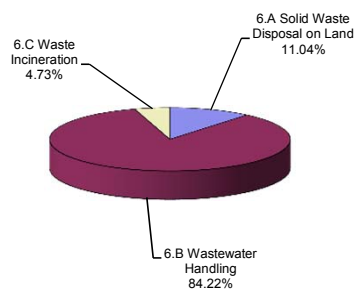


2002



Breakdown of GHG emissions within the waste sector

1990



2002

