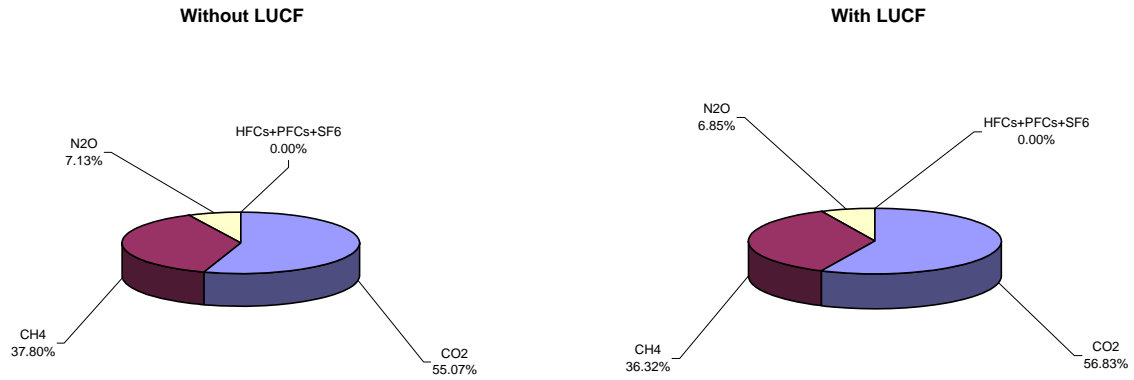




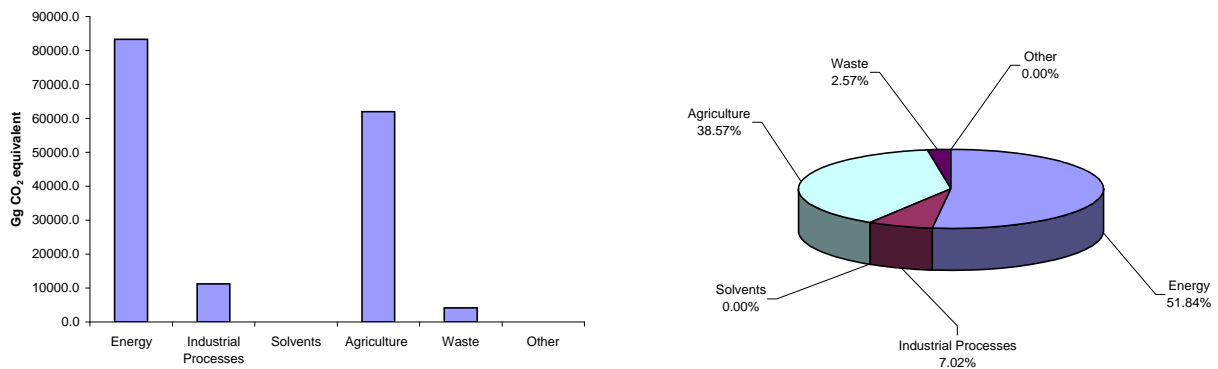
Emissions Summary for Pakistan

	Emissions, in Gg CO ₂ equivalent		
	1994		Latest available year (1994)
CO ₂ emissions without LUCF	88,441.4		88,441.4
CO ₂ net emissions/removals by LUCF	6,527.1		6,527.1
CO ₂ net emissions/removals with LUCF	94,968.5		94,968.5
GHG emissions without LUCF	160,589.2		160,589.2
GHG net emissions/removals by LUCF	6,527.1		6,527.1
GHG net emissions/removals with LUCF	167,116.3		167,116.3

GHG emissions by gas for 1994

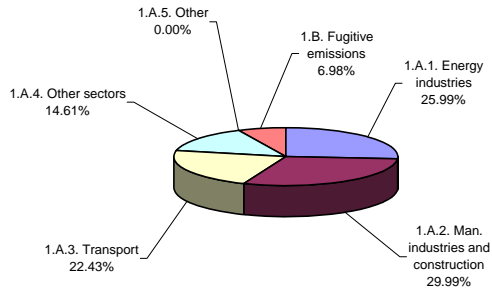


GHG emissions by sector (without LUCF) for 1994

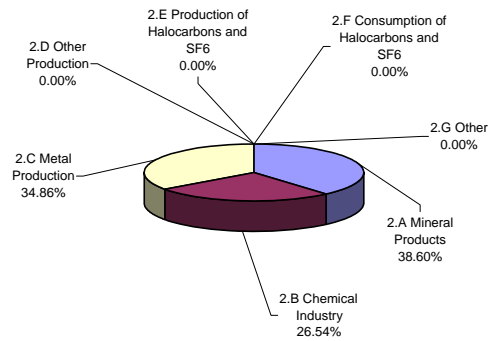




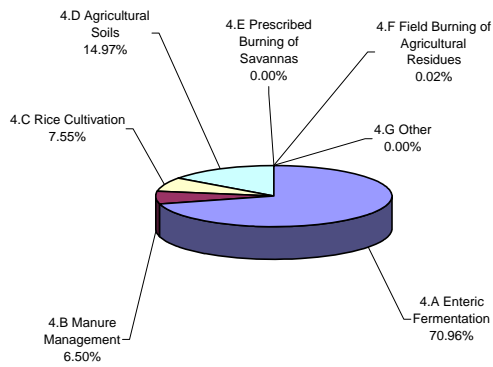
Breakdown of GHG emissions within the energy sector, 1994



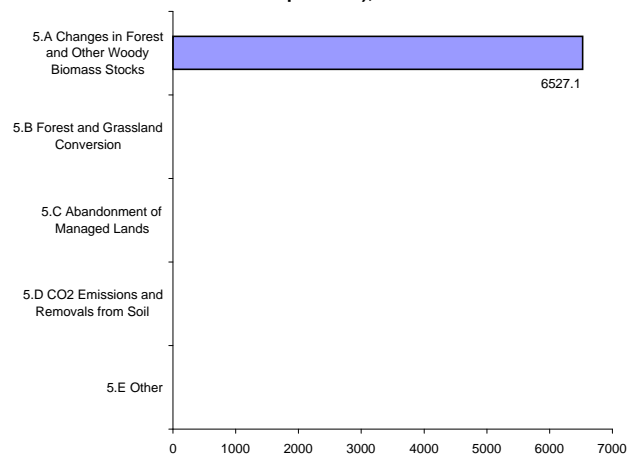
Breakdown of GHG emissions within the industrial processes, 1994



Breakdown of GHG emissions in the agriculture sector, 1994



Breakdown of GHG emissions/removals within the LUCF sector, (Gg CO2 equivalent), 1994



Breakdown of GHG emissions within the waste sector, 1994

