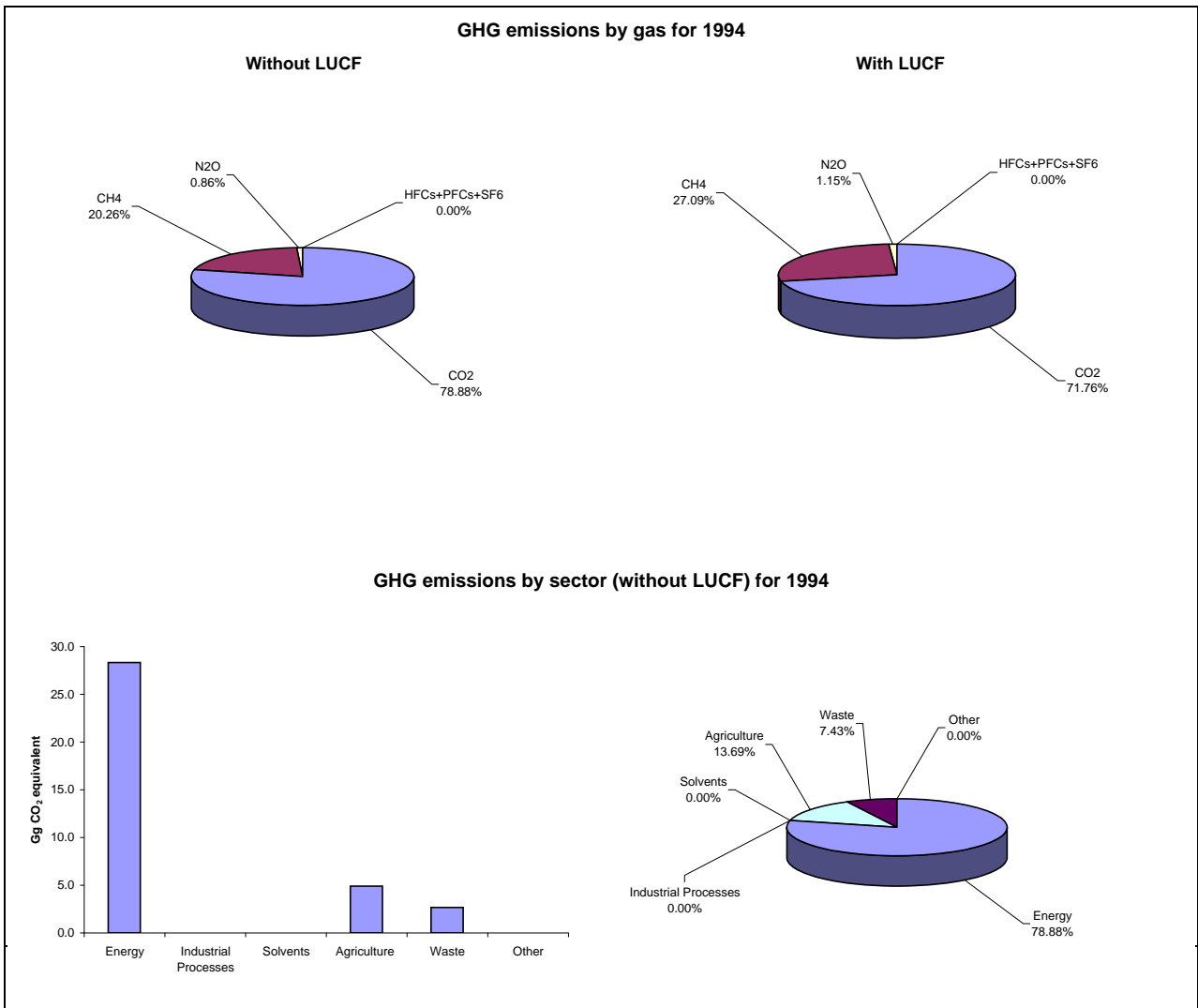




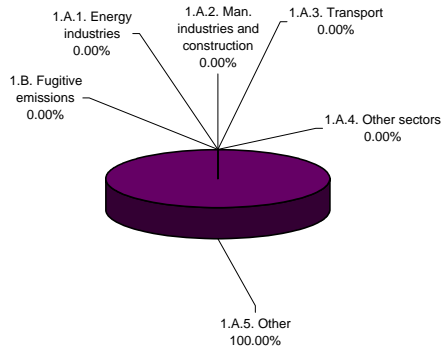
Emissions Summary for Nauru

	Emissions, in Gg CO ₂ equivalent		
	1994		Latest available year (1994)
CO ₂ emissions without LUCF	28.3		28.3
CO ₂ net emissions/removals by LUCF	-9.1		-9.1
CO ₂ net emissions/removals with LUCF	19.3		19.3
GHG emissions without LUCF	35.9		35.9
GHG net emissions/removals by LUCF	-9.1		-9.1
GHG net emissions/removals with LUCF	26.8		26.8





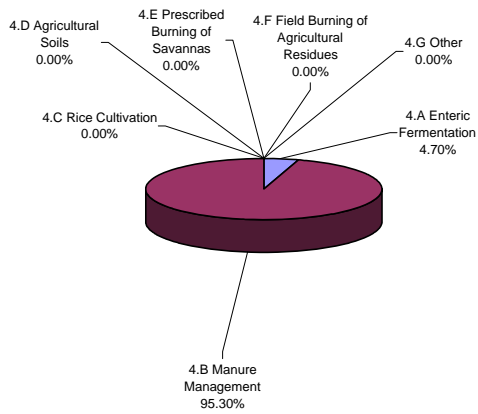
Breakdown of GHG emissions within the energy sector, 1994



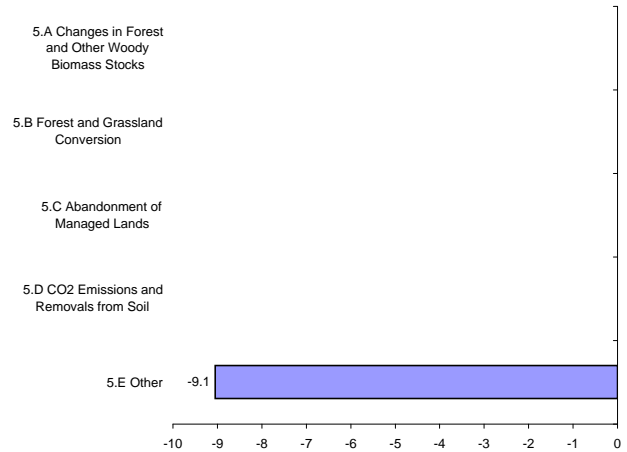
Breakdown of GHG emissions within the industrial processes, 1994

NO DATA

Breakdown of GHG emissions in the agriculture sector, 1994



Breakdown of GHG emissions/removals within the LUCF sector, (Gg CO2 equivalent), 1994



Breakdown of GHG emissions within the waste sector, 1994

