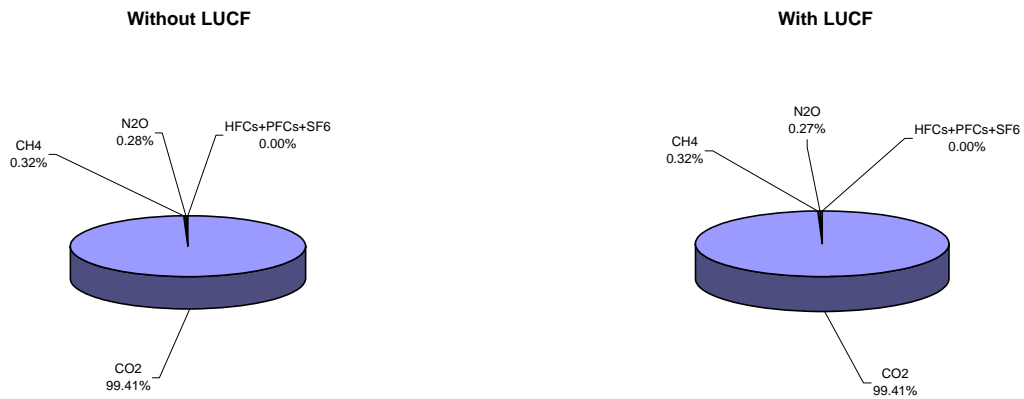




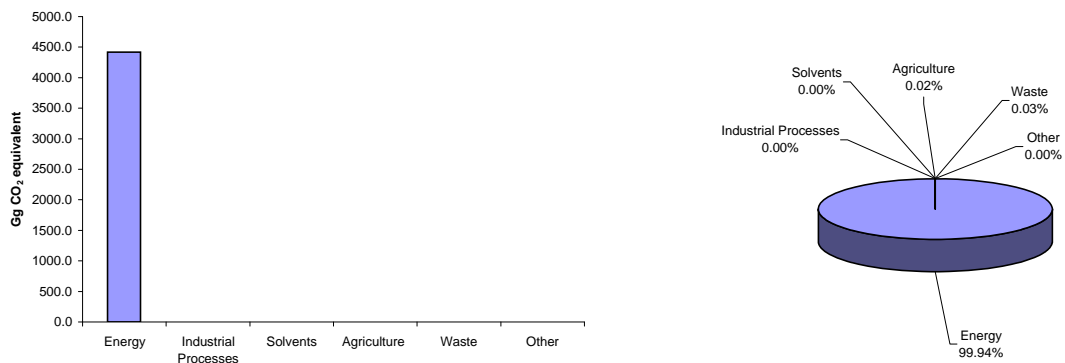
## Emissions Summary for Niue

	Emissions, in Gg CO <sub>2</sub> equivalent		
	1994		Latest available year (1994)
CO <sub>2</sub> emissions without LUCF	4,395.9		4,395.9
CO <sub>2</sub> net emissions/removals by LUCF	85.0		85.0
CO <sub>2</sub> net emissions/removals with LUCF	4,480.8		4,480.8
GHG emissions without LUCF	4,422.2		4,422.2
GHG net emissions/removals by LUCF	85.3		85.3
GHG net emissions/removals with LUCF	4,507.5		4,507.5

### GHG emissions by gas for 1994

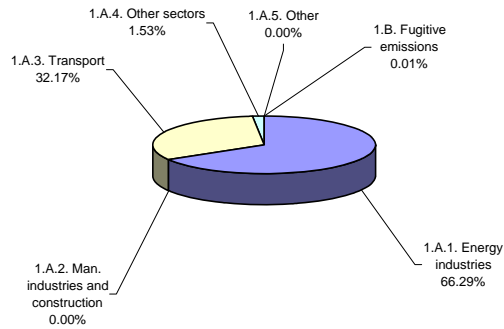


### GHG emissions by sector (without LUCF) for 1994





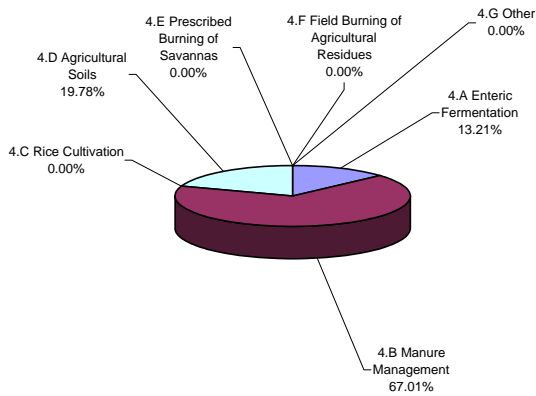
Breakdown of GHG emissions within the energy sector, 1994



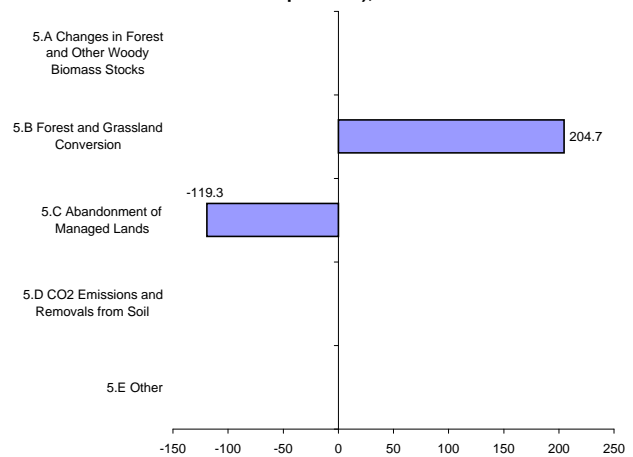
Breakdown of GHG emissions within the industrial processes, 1994

NO DATA

Breakdown of GHG emissions in the agriculture sector, 1994



Breakdown of GHG emissions/removals within the LUCF sector, (Gg CO<sub>2</sub> equivalent), 1994



Breakdown of GHG emissions within the waste sector, 1994

