

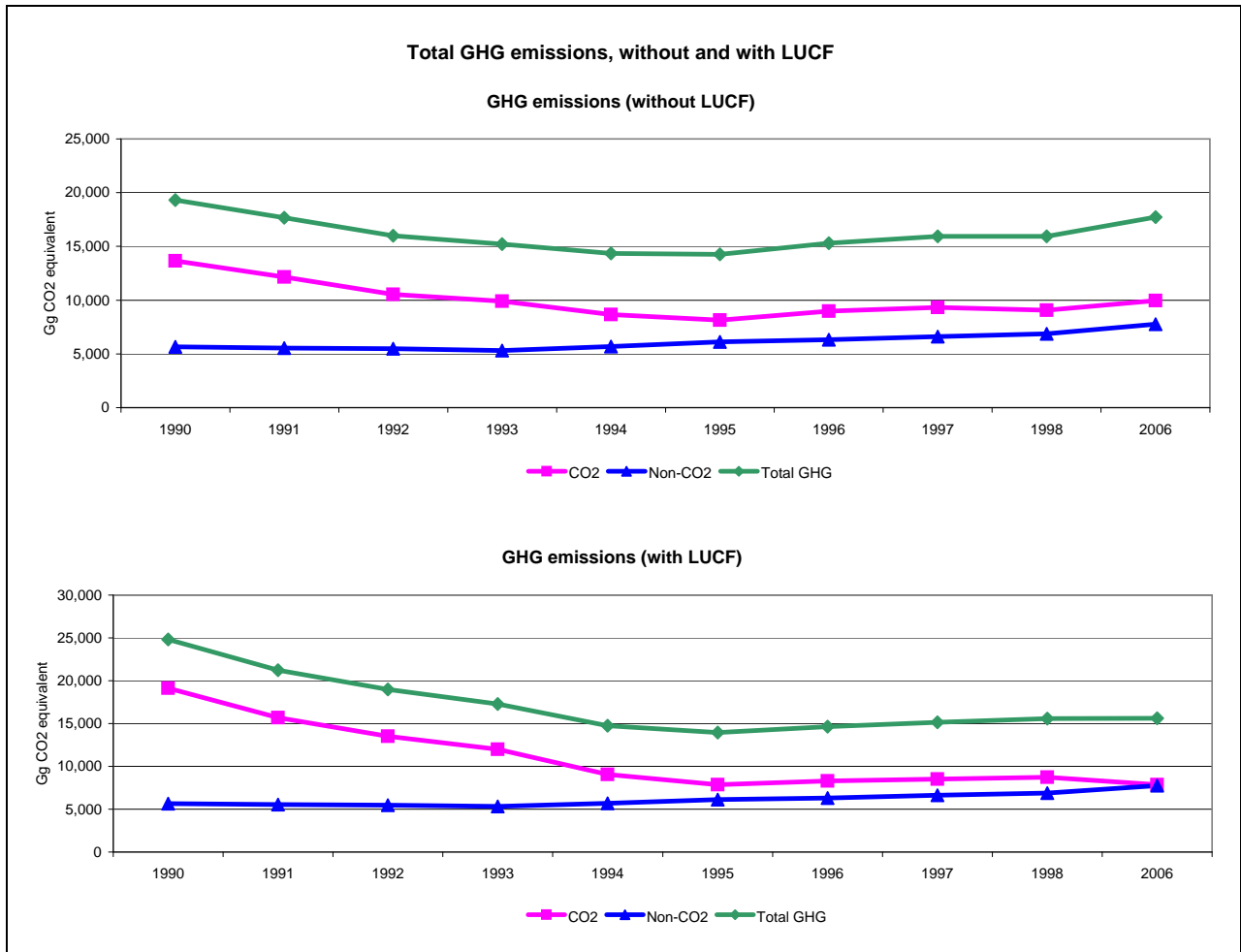


Emissions Summary for Mongolia

	Emissions, in Gg CO ₂ equivalent		
	1990	1998	Latest available year (2006)
CO ₂ emissions without LUCF	13,650.0	9,061.1	9,956.3
CO ₂ net emissions/removals by LUCF	5,486.0	-333.0	-2,082.6
CO ₂ net emissions/removals with LUCF	19,136.0	8,728.1	7,873.7
GHG emissions without LUCF	19,317.4	15,929.7	17,711.0
GHG net emissions/removals by LUCF	5,486.0	-333.0	-2,082.6
GHG net emissions/removals with LUCF	24,803.4	15,596.7	15,628.4

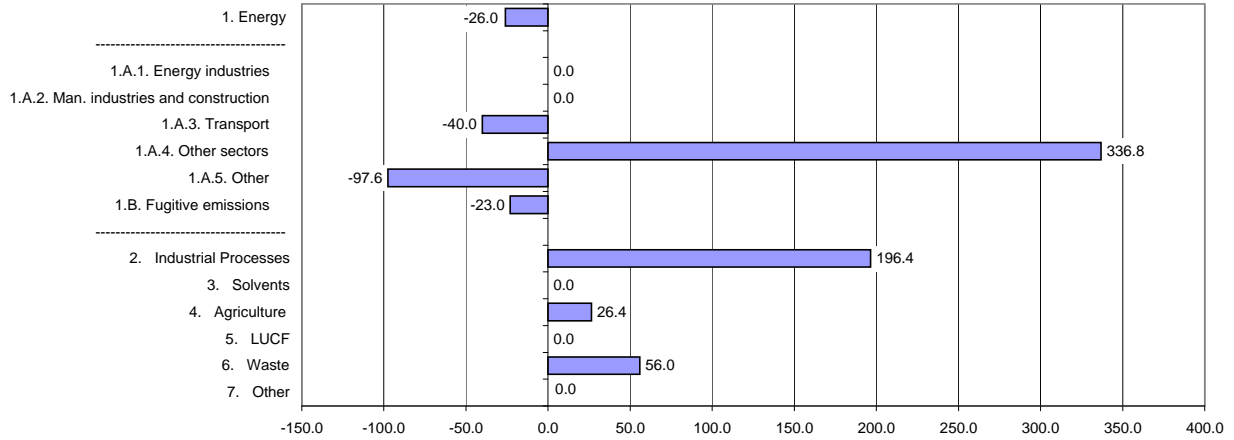
	Changes in emissions, in per cent		
	From 1990 to 1998	From 1998 to latest available year (2006)	From 1990 to latest available year (2006)
CO ₂ emissions without LUCF	-33.6	9.9	-27.1
CO ₂ net emissions/removals by LUCF	--	525.4	--
CO ₂ net emissions/removals with LUCF	-54.4	-9.8	-58.9
GHG emissions without LUCF	-17.5	11.2	-8.3
GHG net emissions/removals by LUCF	--	525.4	--
GHG net emissions/removals with LUCF	-37.1	0.2	-37.0

	Average annual growth rates, in per cent per year		
	From 1990 to 1998	From 1998 to latest available year (2006)	From 1990 to latest available year (2006)
CO ₂ emissions without LUCF	-5.0	1.2	-2.0
CO ₂ net emissions/removals by LUCF	--	25.8	--
CO ₂ net emissions/removals with LUCF	-9.3	-1.3	-5.4
GHG emissions without LUCF	-2.4	1.3	-0.5
GHG net emissions/removals by LUCF	--	25.8	--
GHG net emissions/removals with LUCF	-5.6	0.0	-2.8



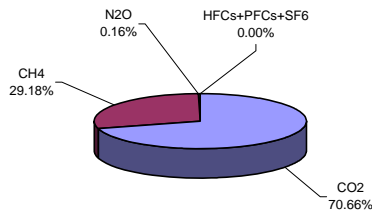


Change in GHG emissions/removals from 1990 to 2006, %

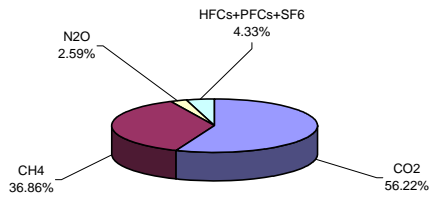


GHG emissions by gas

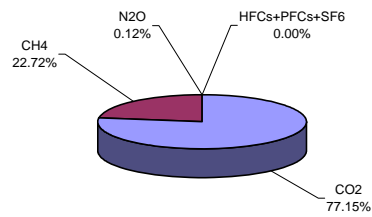
1990 (without LUCF)



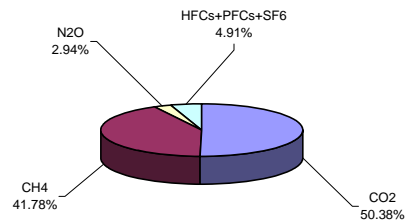
2006 (without LUCF)



1990 (with LUCF)

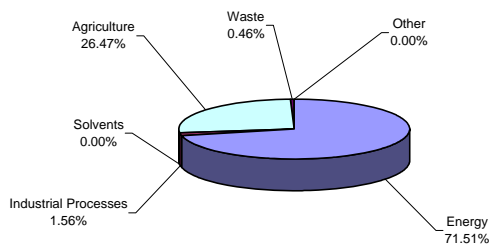


2006 (with LUCF)

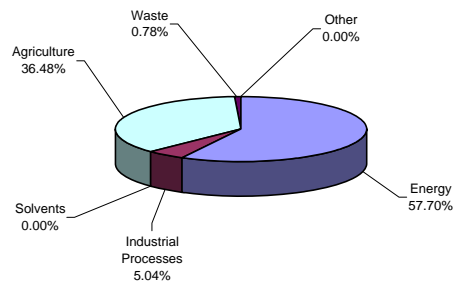


GHG emissions by sector (without LUCF)

1990




2006

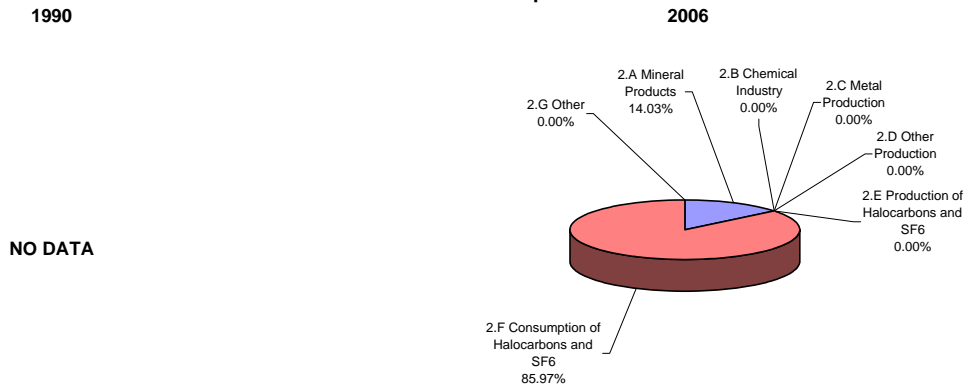




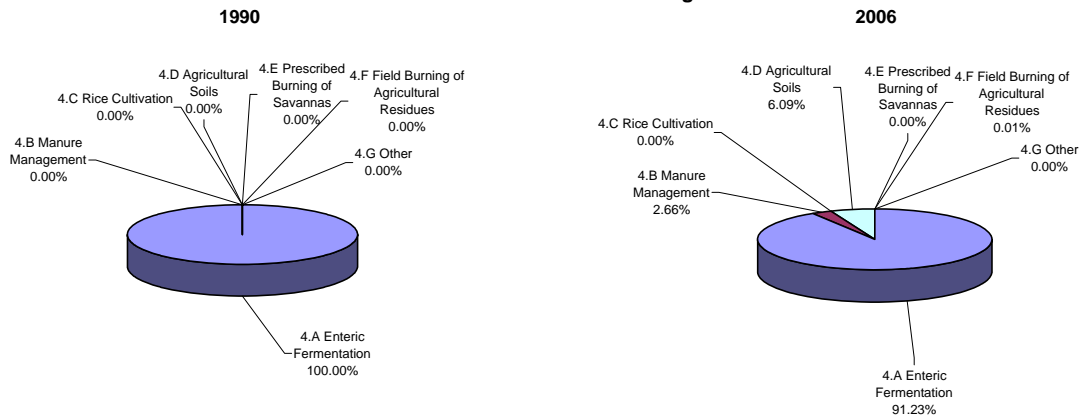
Breakdown of GHG emissions within the energy sector



Breakdown of GHG emissions within the industrial processes sector



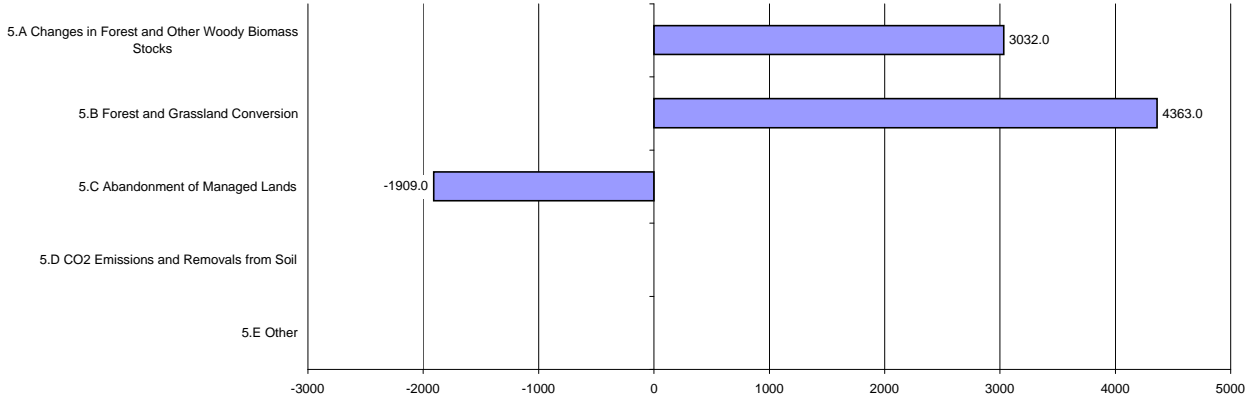
Breakdown of GHG emissions within the agriculture sector



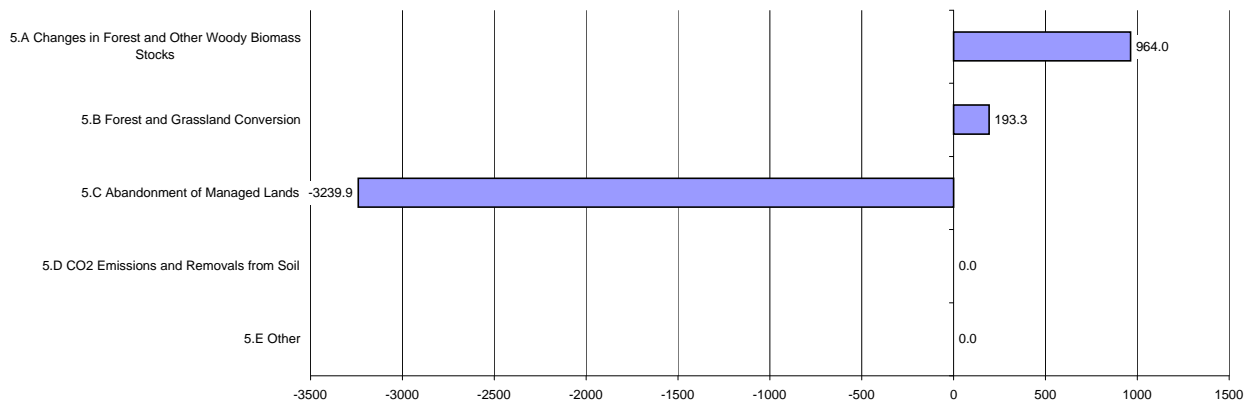


Breakdown of GHG emissions/removals within the LUCF sector, (Gg CO₂ equivalent)

1990

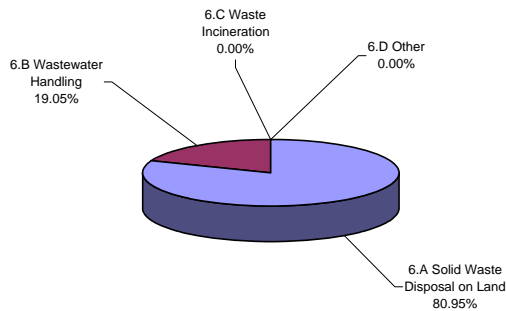


2006



Breakdown of GHG emissions within the waste sector

1990



2006

