

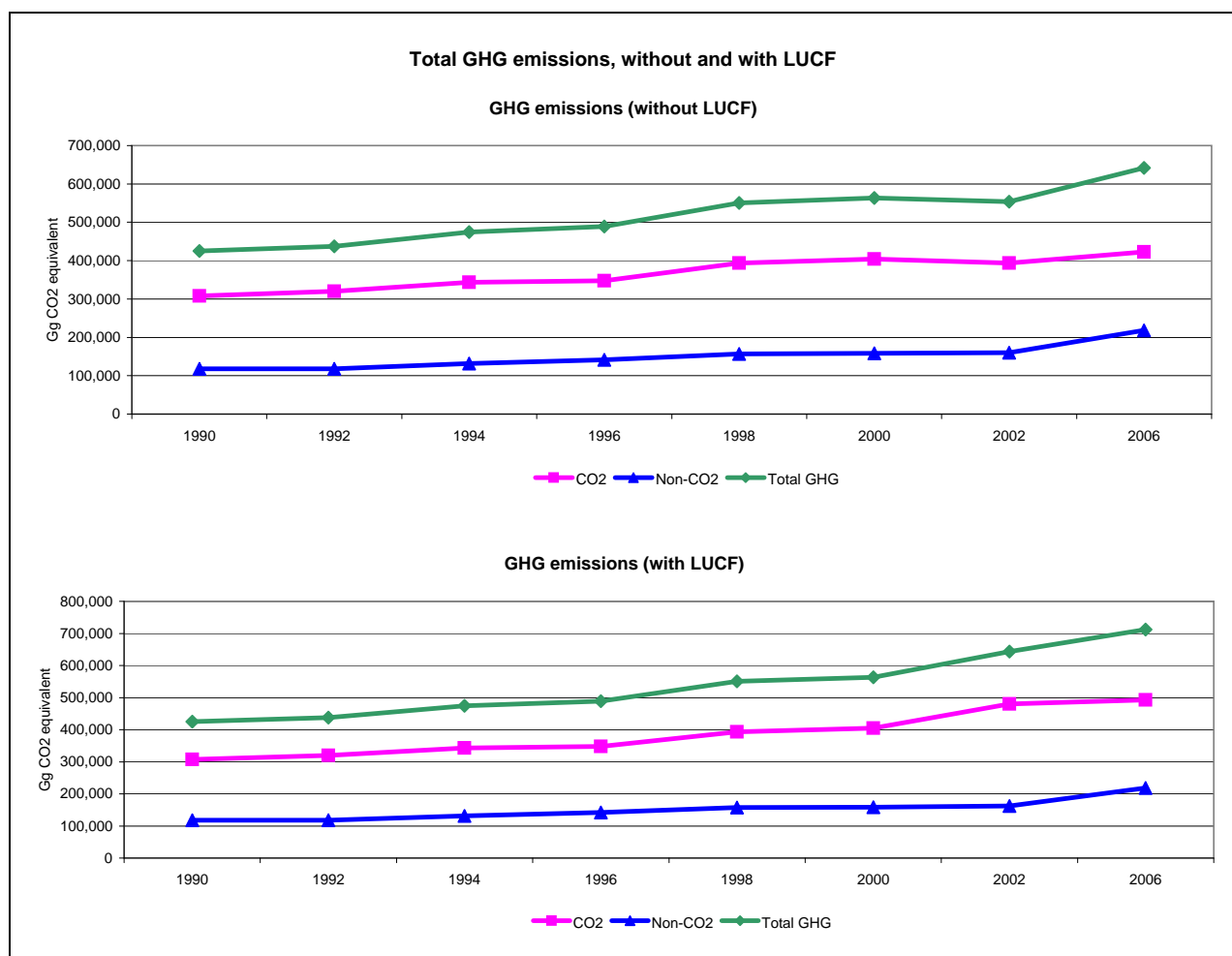


## Emissions Summary for Mexico

	Emissions, in Gg CO <sub>2</sub> equivalent		
	1990	1994	Latest available year (2006)
CO <sub>2</sub> emissions without LUCF	307,636.1	343,157.5	423,084.5
CO <sub>2</sub> net emissions/removals by LUCF			69,777.6
CO <sub>2</sub> net emissions/removals with LUCF	307,636.1	343,157.5	492,862.1
GHG emissions without LUCF	425,268.6	474,513.9	641,447.5
GHG net emissions/removals by LUCF			70,202.8
GHG net emissions/removals with LUCF	425,268.6	474,513.9	711,650.3

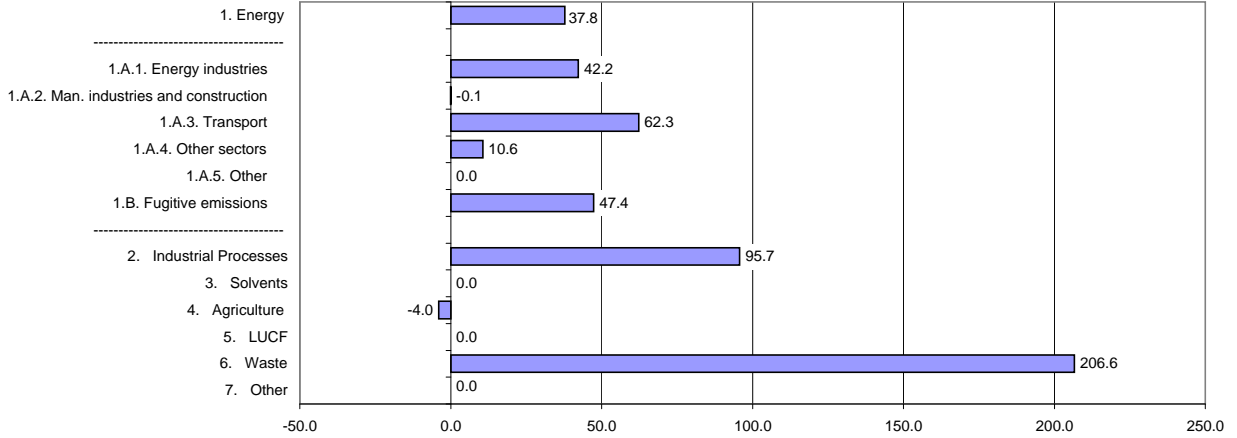
	Changes in emissions, in per cent		
	From 1990 to 1994	From 1994 to latest available year (2006)	From 1990 to latest available year (2006)
CO <sub>2</sub> emissions without LUCF	11.5	23.3	37.5
CO <sub>2</sub> net emissions/removals by LUCF	--	--	--
CO <sub>2</sub> net emissions/removals with LUCF	11.5	43.6	60.2
GHG emissions without LUCF	11.6	35.2	50.8
GHG net emissions/removals by LUCF	--	--	--
GHG net emissions/removals with LUCF	11.6	50.0	67.3

	Average annual growth rates, in per cent per year		
	From 1990 to 1994	From 1994 to latest available year (2006)	From 1990 to latest available year (2006)
CO <sub>2</sub> emissions without LUCF	2.8	1.8	2.0
CO <sub>2</sub> net emissions/removals by LUCF	--	--	--
CO <sub>2</sub> net emissions/removals with LUCF	2.8	3.1	3.0
GHG emissions without LUCF	2.8	2.5	2.6
GHG net emissions/removals by LUCF	--	--	--
GHG net emissions/removals with LUCF	2.8	3.4	3.3



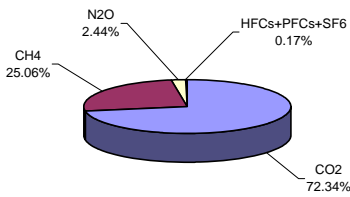


Change in GHG emissions/removals from 1990 to 2006, %

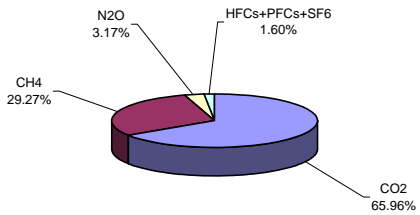


GHG emissions by gas

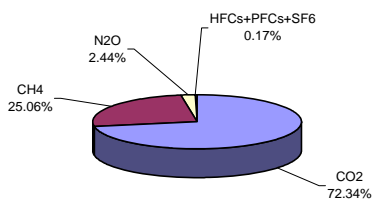
1990 (without LUCF)



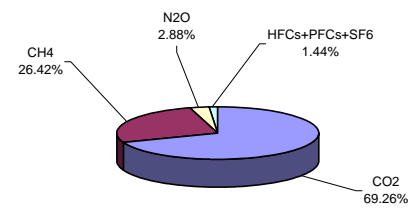
2006 (without LUCF)



1990 (with LUCF)

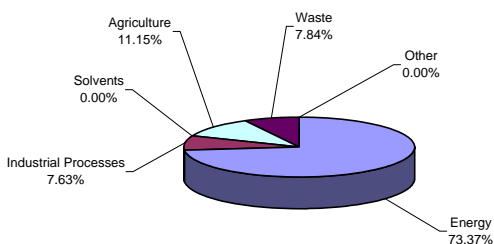


2006 (with LUCF)

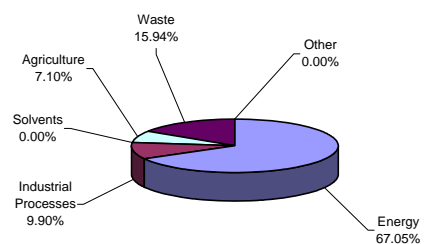


GHG emissions by sector (without LUCF)

1990



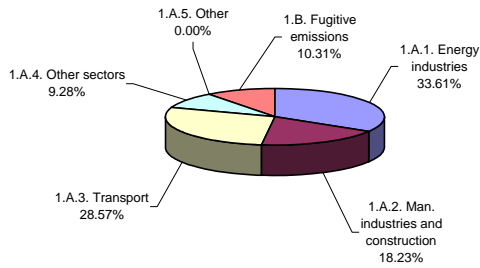
2006



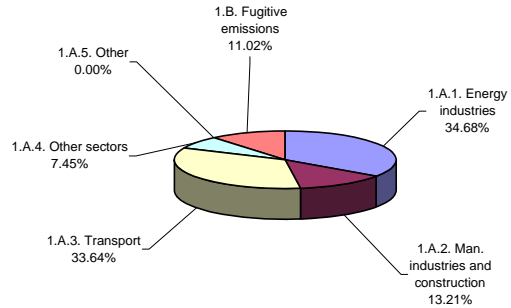


### Breakdown of GHG emissions within the energy sector

1990

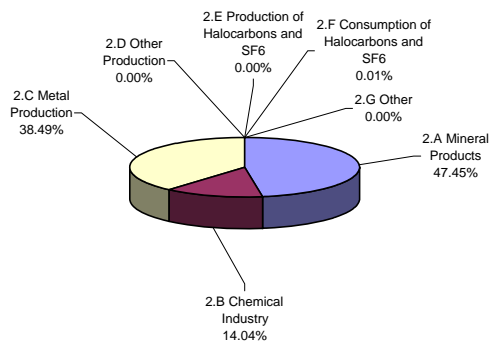


2006

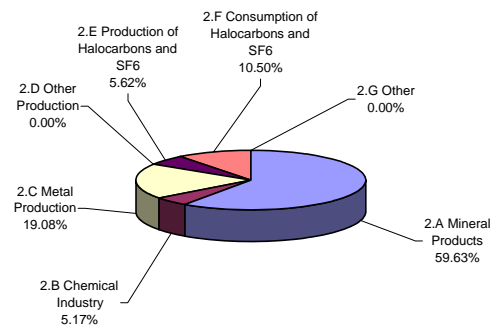


### Breakdown of GHG emissions within the industrial processes sector

1990

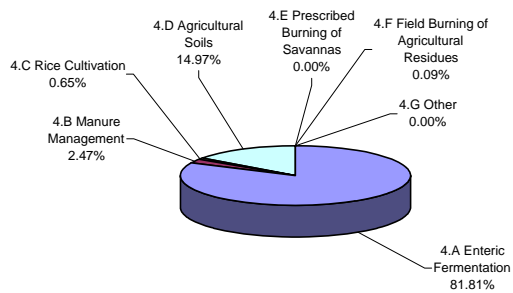


2006

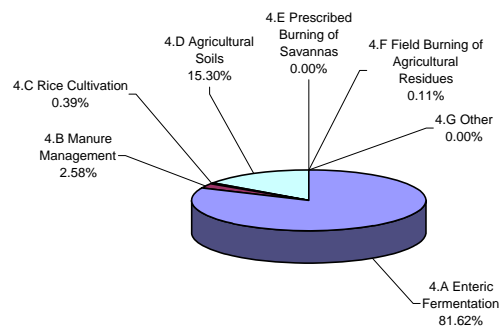


### Breakdown of GHG emissions within the agriculture sector

1990



2006

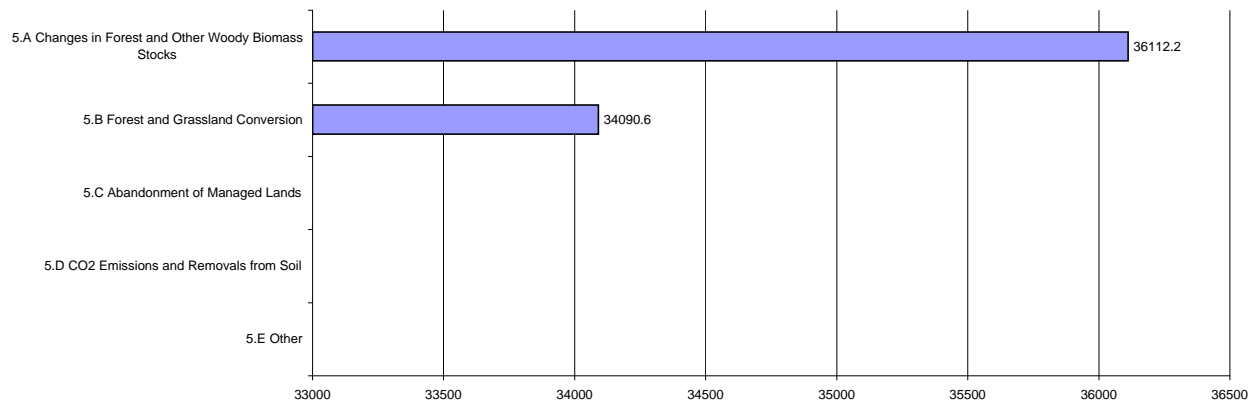




### Breakdown of GHG emissions/removals within the LUCF sector, (Gg CO<sub>2</sub> equivalent) 1990

NO DATA

2006



### Breakdown of GHG emissions within the waste sector

1990

2006

