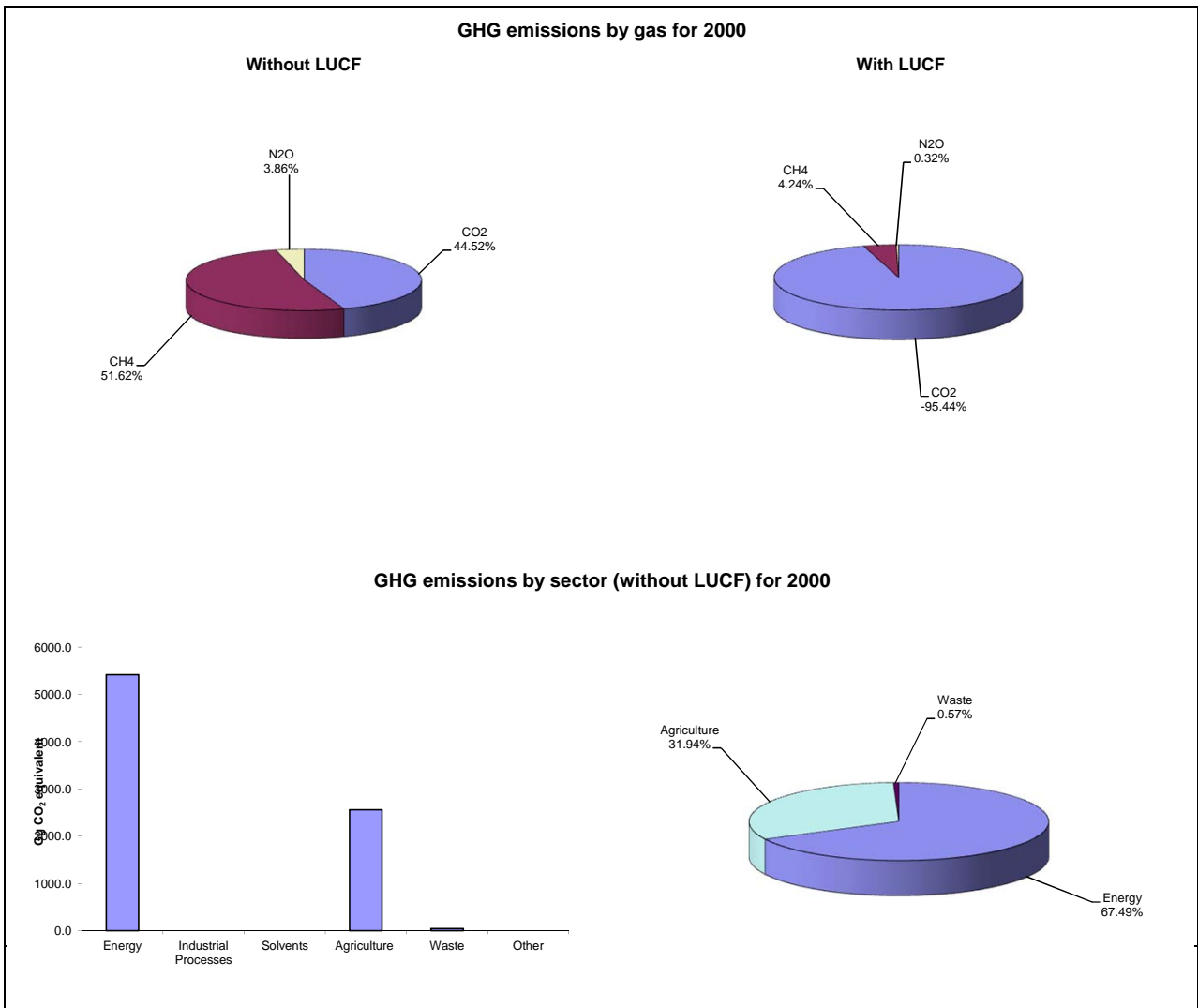




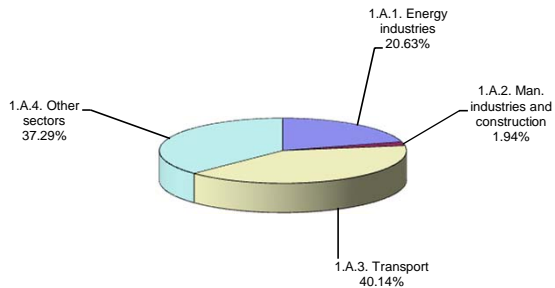
## Emissions Summary for Liberia

	Emissions, in Gg CO <sub>2</sub> equivalent		
	2000		Latest available year (2000)
CO <sub>2</sub> emissions without LUCF	3,571.0		3,571.0
CO <sub>2</sub> net emissions/removals by LUCF	-96,811.0		-96,811.0
CO <sub>2</sub> net emissions/removals with LUCF	-93,240.0		-93,240.0
GHG emissions without LUCF	8,021.8		8,021.8
GHG net emissions/removals by LUCF	-96,811.0		-96,811.0
GHG net emissions/removals with LUCF	-88,789.2		-88,789.2





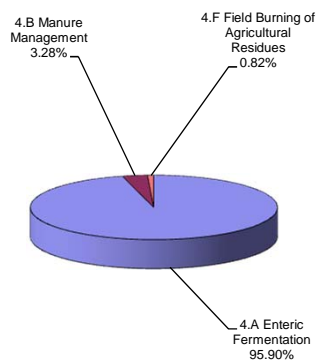
Breakdown of GHG emissions within the energy sector, 2000



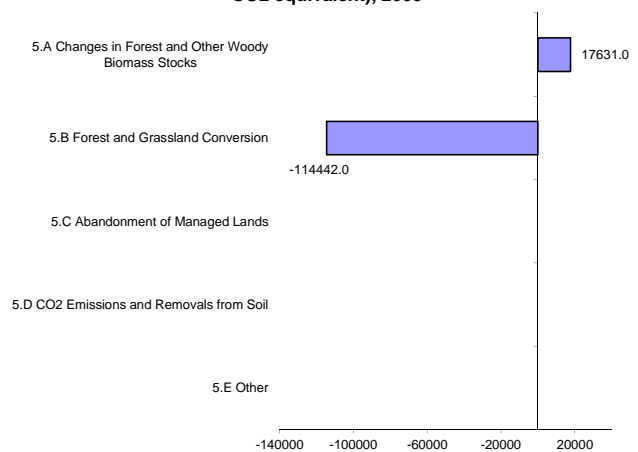
Breakdown of GHG emissions within the industrial processes, 2000

NO DATA

Breakdown of GHG emissions in the agriculture sector, 2000



Breakdown of GHG emissions/removals within the LUCF sector, (Gg CO<sub>2</sub> equivalent), 2000



Breakdown of GHG emissions within the waste sector, 2000

