



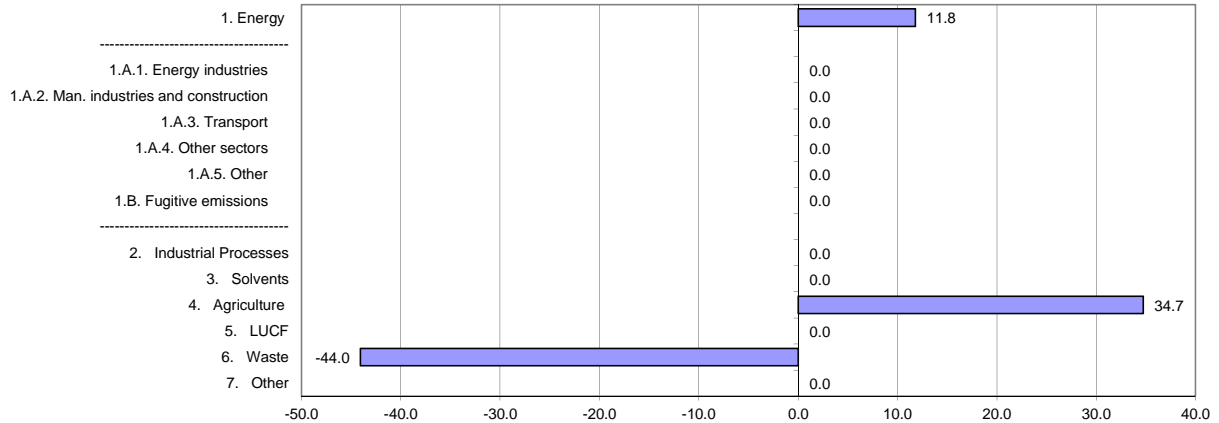
## Emissions Summary for Lao People's Democratic Republic

	Emissions, in Gg CO <sub>2</sub> equivalent		
	1990	2000	Latest available year (2000)
CO <sub>2</sub> emissions without LUCF	414.9	1,052.2	1,052.2
CO <sub>2</sub> net emissions/removals by LUCF	-104,985.3	40,711.8	40,711.8
CO <sub>2</sub> net emissions/removals with LUCF	-104,570.4	41,764.0	41,764.0
GHG emissions without LUCF	6,866.6	8,898.2	8,898.2
GHG net emissions/removals by LUCF	-104,303.8	41,919.8	41,919.8
GHG net emissions/removals with LUCF	-97,437.3	50,818.0	50,818.0


	Changes in emissions, in per cent	
	From 1990 to 2000	
CO <sub>2</sub> emissions without LUCF	153.6	
CO <sub>2</sub> net emissions/removals by LUCF	--	
CO <sub>2</sub> net emissions/removals with LUCF	--	
GHG emissions without LUCF	29.6	
GHG net emissions/removals by LUCF	--	
GHG net emissions/removals with LUCF	--	

	Average annual growth rates, in per cent per year	
	From 1990 to 2000	
CO <sub>2</sub> emissions without LUCF	9.8	
CO <sub>2</sub> net emissions/removals by LUCF	--	
CO <sub>2</sub> net emissions/removals with LUCF	--	
GHG emissions without LUCF	2.6	
GHG net emissions/removals by LUCF	--	
GHG net emissions/removals with LUCF	--	

Change in GHG emissions/removals from 1990 to 2000, %



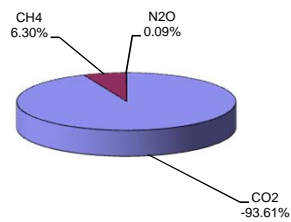
GHG emissions by gas (without LUCF)



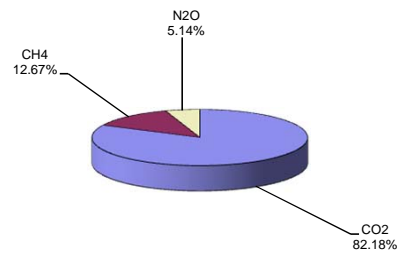


### GHG emissions by gas (with LUCF)

1990 (with LULUCF)

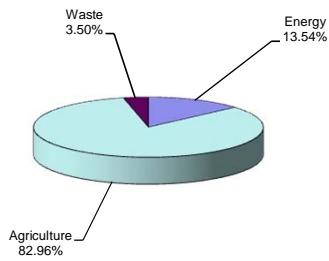


2000 (with LULUCF)

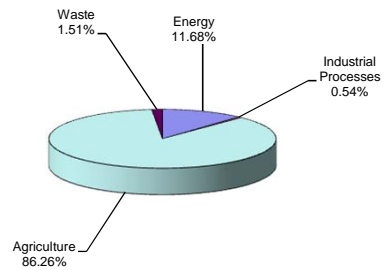


### GHG emissions by sector (without LUCF)

1990

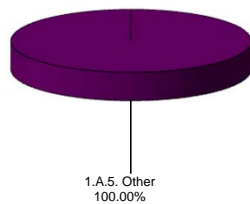


2000

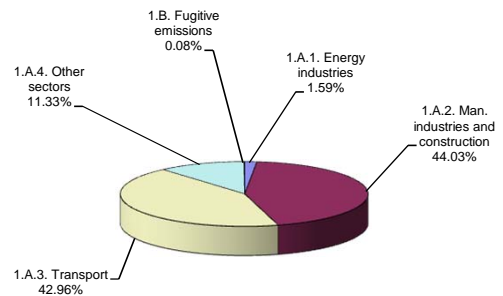


### Breakdown of GHG emissions within the energy sector

1990

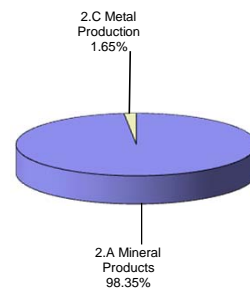


2000



### Breakdown of GHG emissions within the industrial processes sector

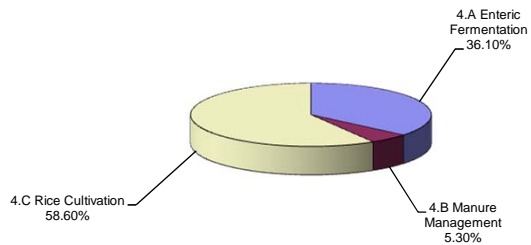
NO DATA



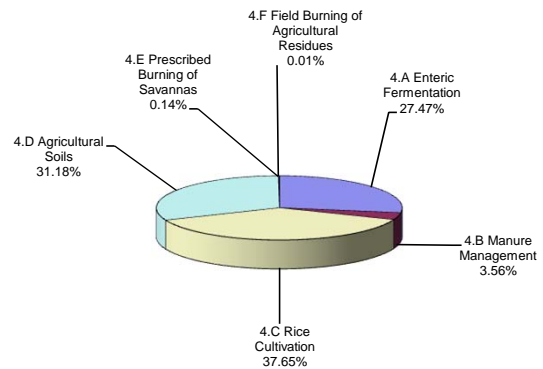


### Breakdown of GHG emissions within the agriculture sector

1990

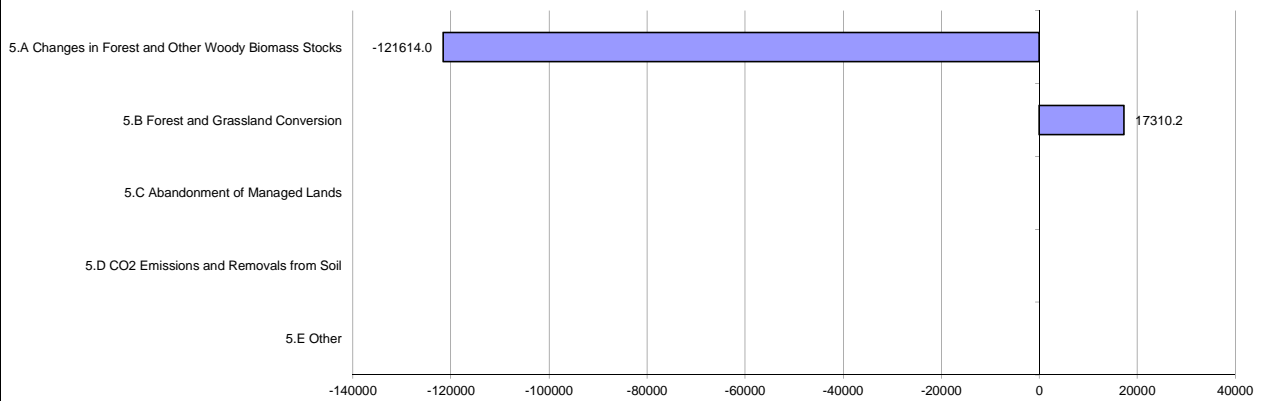


2000

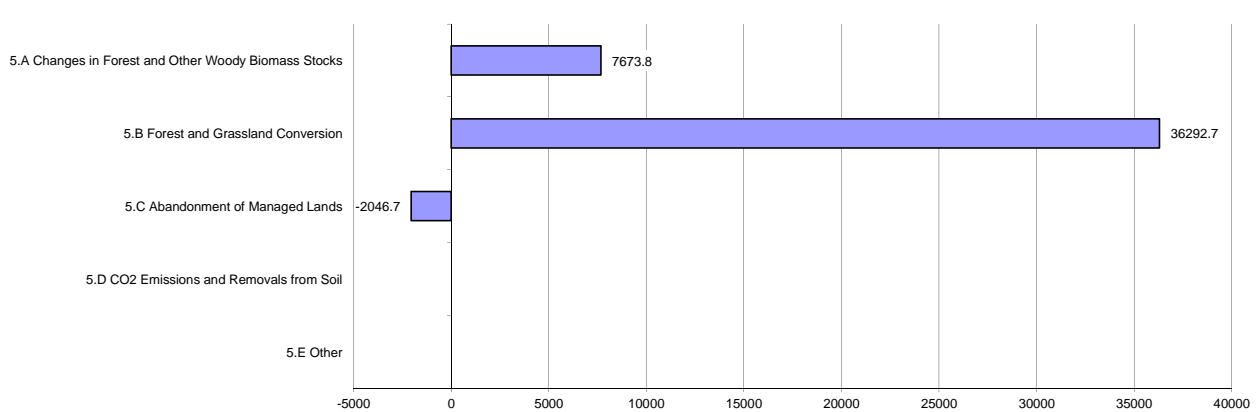


### Breakdown of GHG emissions/removals within the LUCF sector, (Gg CO<sub>2</sub> equivalent)

1990



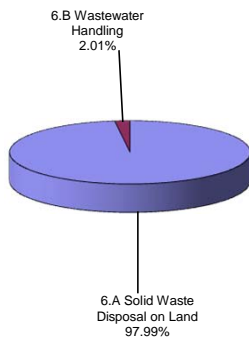
2000





### Breakdown of GHG emissions within the waste sector

1990



2000

