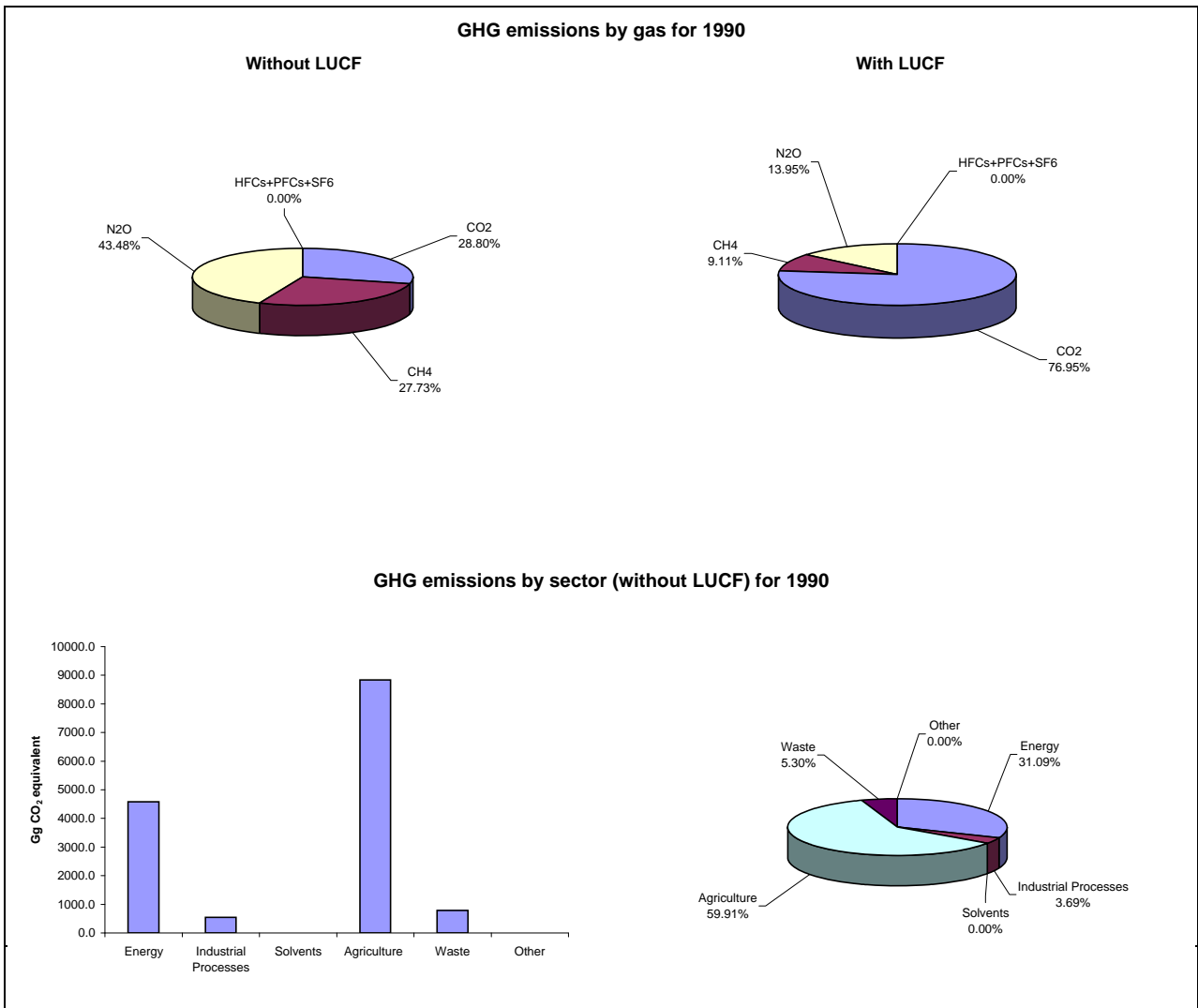




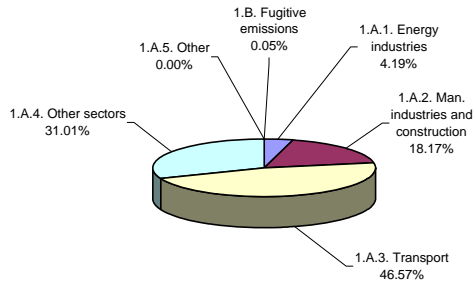
Emissions Summary for Guatemala

	Emissions, in Gg CO ₂ equivalent		
	1990		Latest available year (1990)
CO ₂ emissions without LUCF	4,245.1		4,245.1
CO ₂ net emissions/removals by LUCF	-39,659.2		-39,659.2
CO ₂ net emissions/removals with LUCF	-35,414.1		-35,414.1
GHG emissions without LUCF	14,742.2		14,742.2
GHG net emissions/removals by LUCF	-39,545.8		-39,545.8
GHG net emissions/removals with LUCF	-24,803.6		-24,803.6

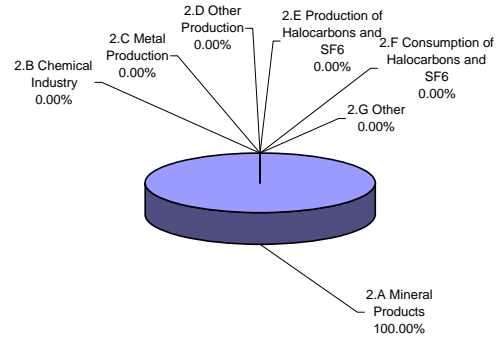




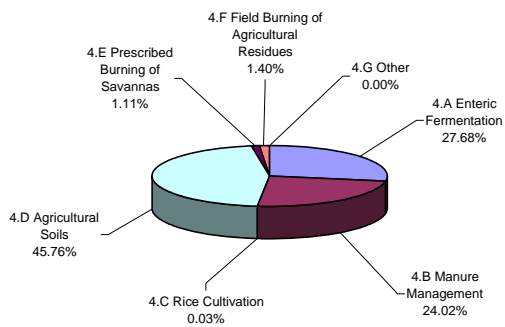
Breakdown of GHG emissions within the energy sector, 1990



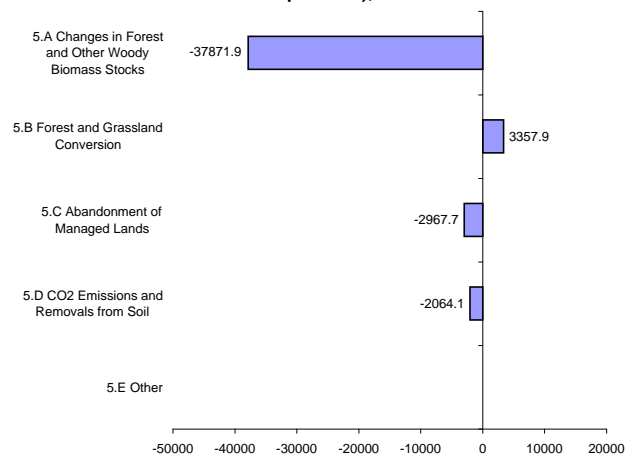
Breakdown of GHG emissions within the industrial processes, 1990



Breakdown of GHG emissions in the agriculture sector, 1990



Breakdown of GHG emissions/removals within the LUCF sector, (Gg CO2 equivalent), 1990



Breakdown of GHG emissions within the waste sector, 1990

