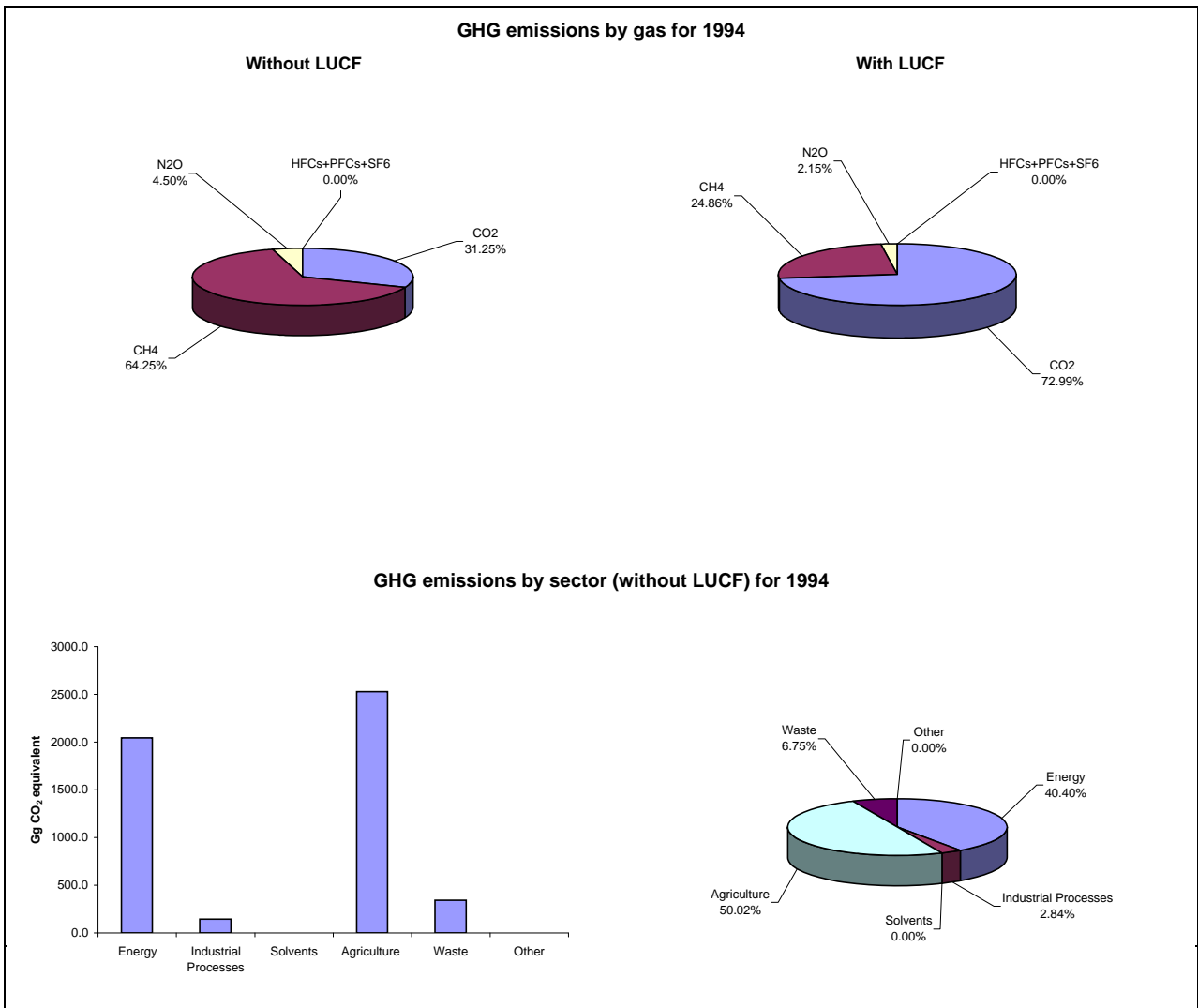




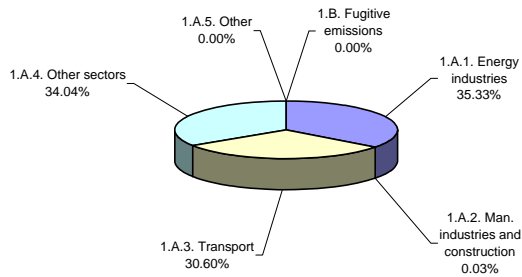
Emissions Summary for Guinea

	Emissions, in Gg CO ₂ equivalent		
	1994		Latest available year (1994)
CO ₂ emissions without LUCF	1,580.5		1,580.5
CO ₂ net emissions/removals by LUCF	-21,483.0		-21,483.0
CO ₂ net emissions/removals with LUCF	-19,902.5		-19,902.5
GHG emissions without LUCF	5,057.6		5,057.6
GHG net emissions/removals by LUCF	-17,596.6		-17,596.6
GHG net emissions/removals with LUCF	-12,539.0		-12,539.0

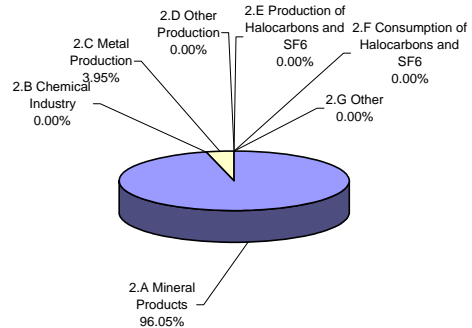




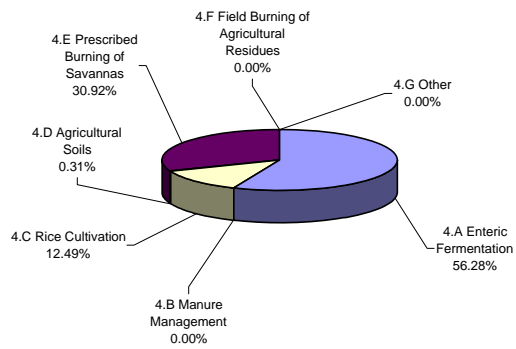
Breakdown of GHG emissions within the energy sector, 1994



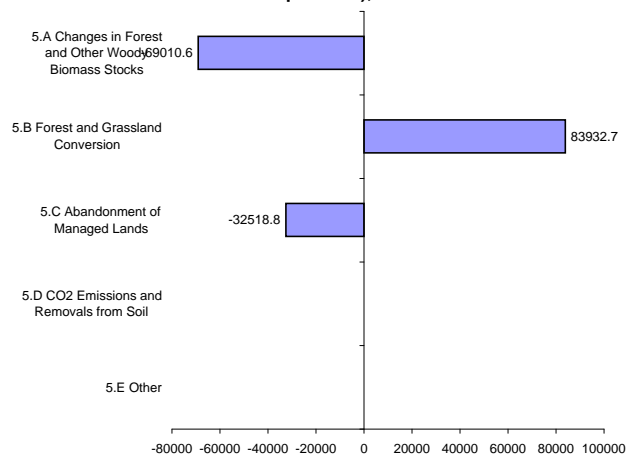
Breakdown of GHG emissions within the industrial processes, 1994



Breakdown of GHG emissions in the agriculture sector, 1994



Breakdown of GHG emissions/removals within the LUCF sector, (Gg CO2 equivalent), 1994



Breakdown of GHG emissions within the waste sector, 1994

