

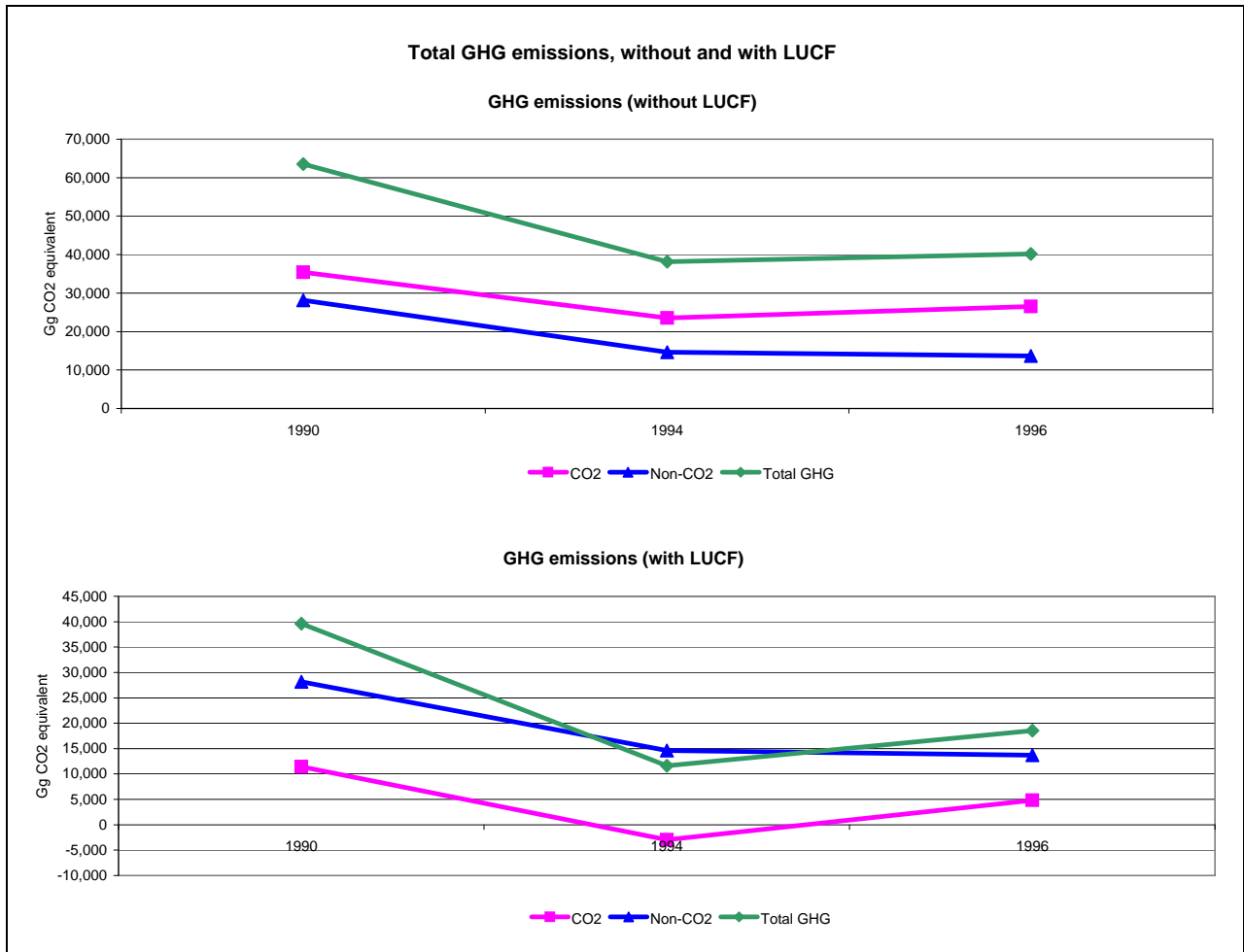


Emissions Summary for Cuba

	Emissions, in Gg CO ₂ equivalent		
	1990	1994	Latest available year (1996)
CO ₂ emissions without LUCF	35,423.6	23,508.1	26,512.9
CO ₂ net emissions/removals by LUCF	-23,998.5	-26,469.6	-21,702.7
CO ₂ net emissions/removals with LUCF	11,425.1	-2,961.5	4,810.1
GHG emissions without LUCF	63,555.7	38,119.3	40,194.9
GHG net emissions/removals by LUCF	-23,963.2	-26,469.6	-21,654.3
GHG net emissions/removals with LUCF	39,592.5	11,649.7	18,540.6

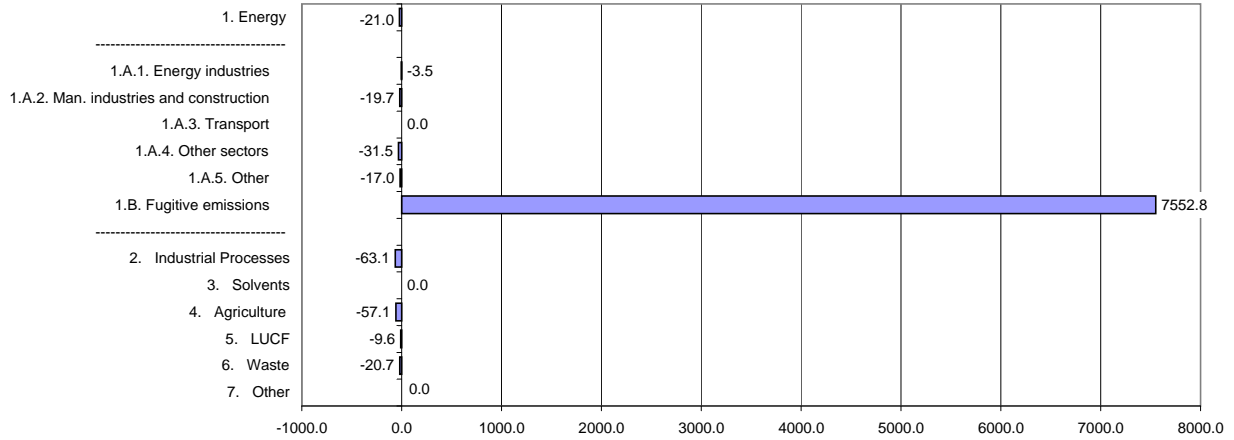
	Changes in emissions, in per cent		
	From 1990 to 1994	From 1994 to latest available year (1996)	From 1990 to latest available year (1996)
CO ₂ emissions without LUCF	-33.6	12.8	-25.2
CO ₂ net emissions/removals by LUCF	10.3	-18.0	-9.6
CO ₂ net emissions/removals with LUCF	--	--	-57.9
GHG emissions without LUCF	-40.0	5.4	-36.8
GHG net emissions/removals by LUCF	10.5	-18.2	-9.6
GHG net emissions/removals with LUCF	-70.6	59.2	-53.2

	Average annual growth rates, in per cent per year		
	From 1990 to 1994	From 1994 to latest available year (1996)	From 1990 to latest available year (1996)
CO ₂ emissions without LUCF	-9.7	6.2	-4.7
CO ₂ net emissions/removals by LUCF	2.5	-9.5	-1.7
CO ₂ net emissions/removals with LUCF	--	--	-13.4
GHG emissions without LUCF	-12.0	2.7	-7.4
GHG net emissions/removals by LUCF	2.5	-9.6	-1.7
GHG net emissions/removals with LUCF	-26.3	26.2	-11.9



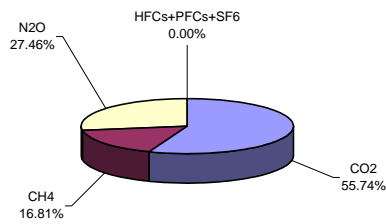


Change in GHG emissions/removals from 1990 to 1996, %

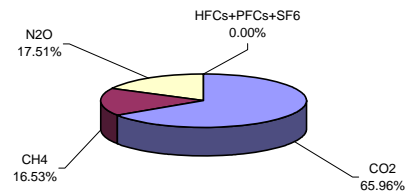


GHG emissions by gas

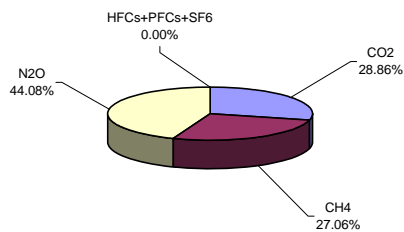
1990 (without LUCF)



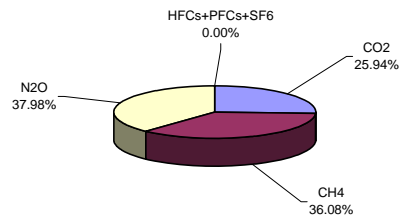
1996 (without LUCF)



1990 (with LUCF)

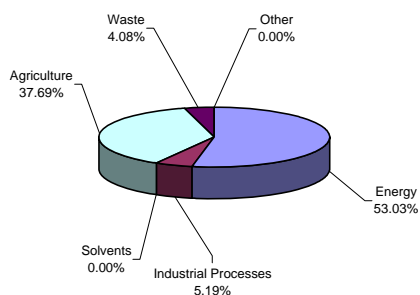


1996 (with LUCF)

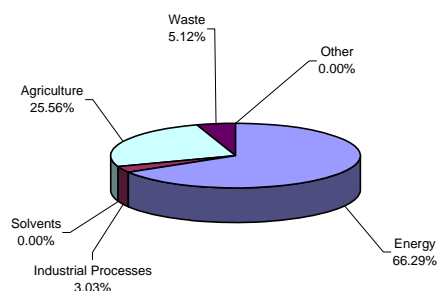


GHG emissions by sector (without LUCF)

1990



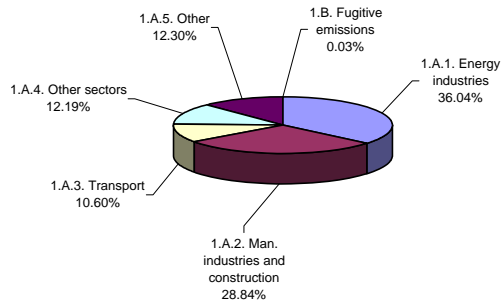
1996



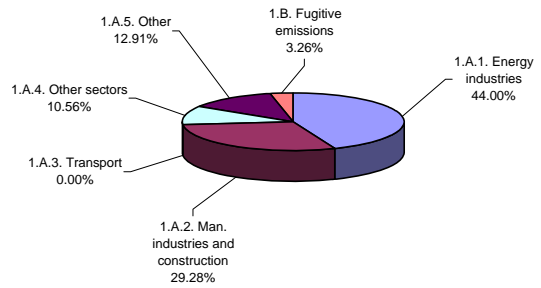


Breakdown of GHG emissions within the energy sector

1990

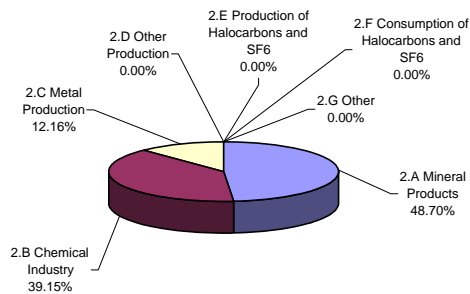


1996

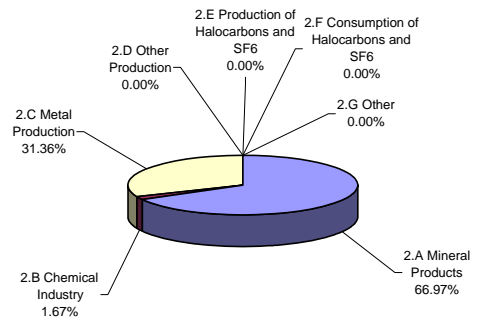


Breakdown of GHG emissions within the industrial processes sector

1990

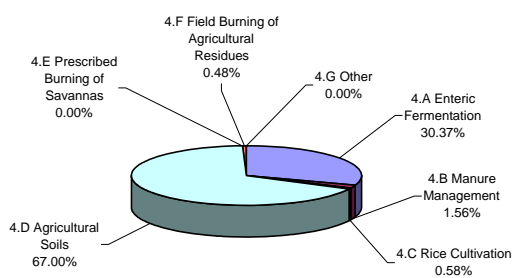


1996

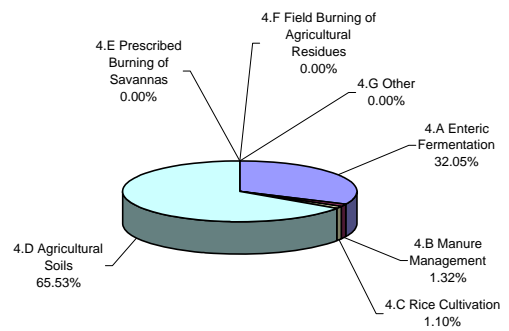


Breakdown of GHG emissions within the agriculture sector

1990

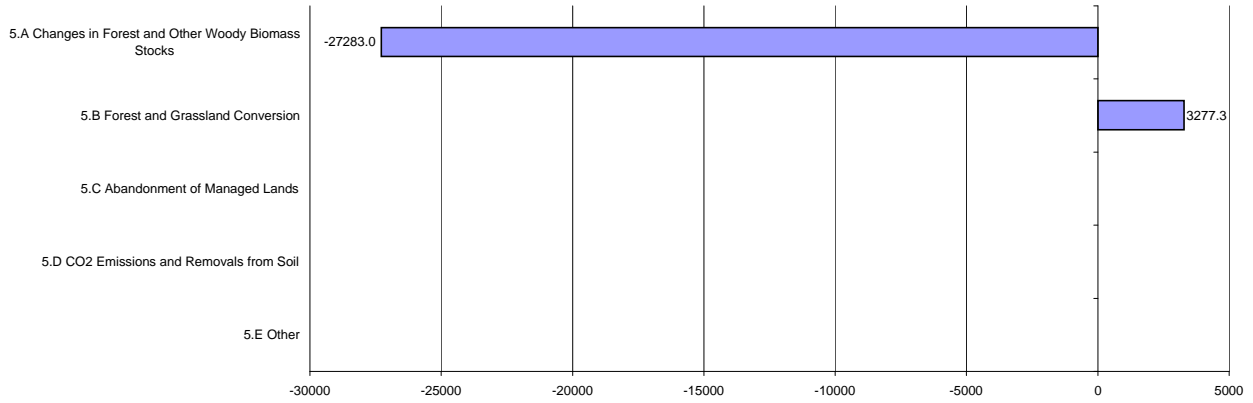


1996

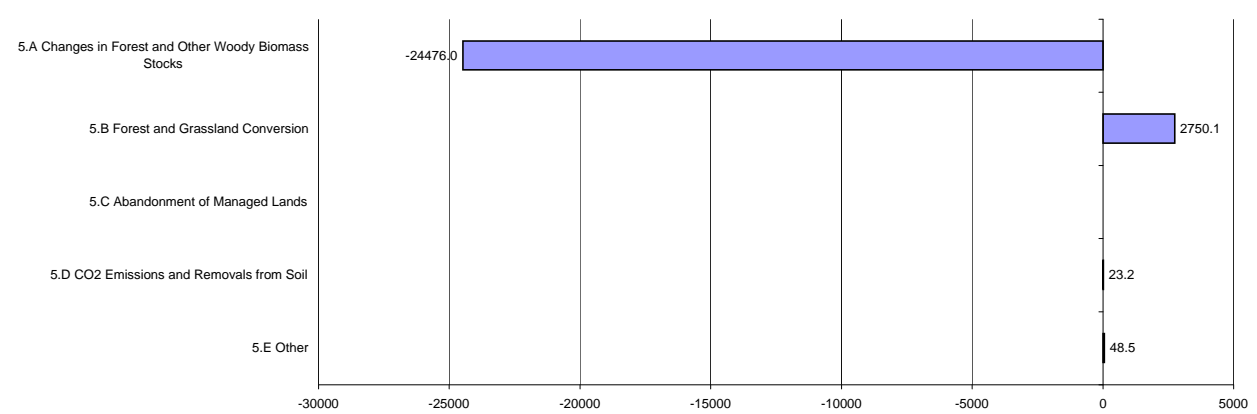




Breakdown of GHG emissions/removals within the LUCF sector, (Gg CO₂ equivalent) 1990

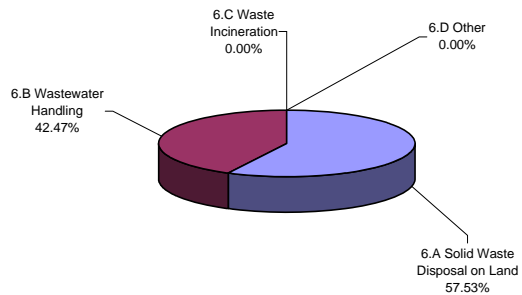


1996



Breakdown of GHG emissions within the waste sector

1990



1996

