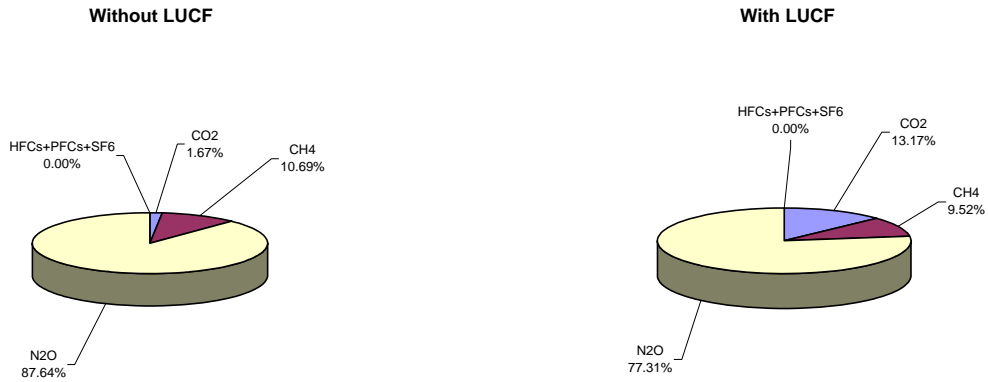




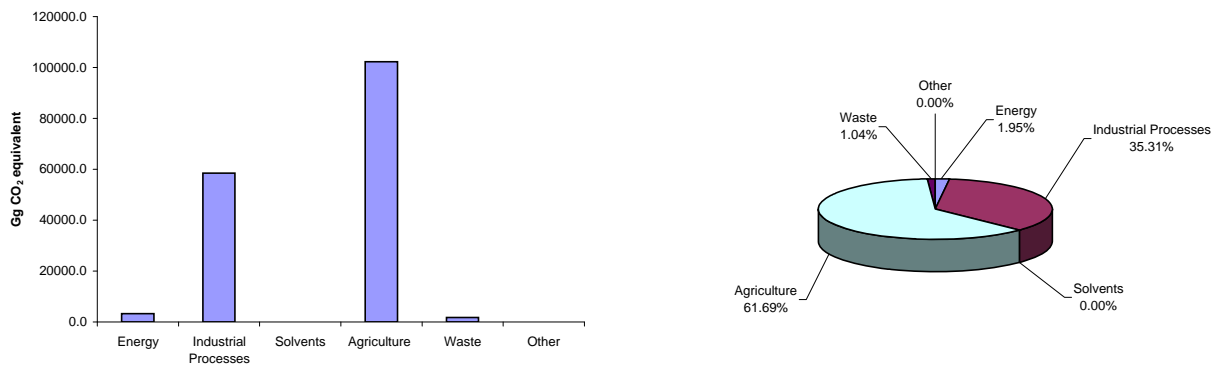
Emissions Summary for Cameroon

	Emissions, in Gg CO ₂ equivalent		
	1994		Latest available year (1994)
CO ₂ emissions without LUCF	2,769.5		2,769.5
CO ₂ net emissions/removals by LUCF	21,979.9		21,979.9
CO ₂ net emissions/removals with LUCF	24,749.4		24,749.4
GHG emissions without LUCF	165,725.0		165,725.0
GHG net emissions/removals by LUCF	22,186.4		22,186.4
GHG net emissions/removals with LUCF	187,911.4		187,911.4

GHG emissions by gas for 1994

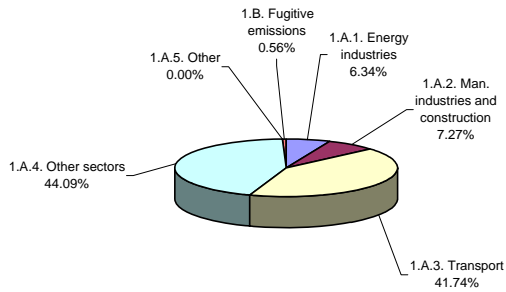


GHG emissions by sector (without LUCF) for 1994

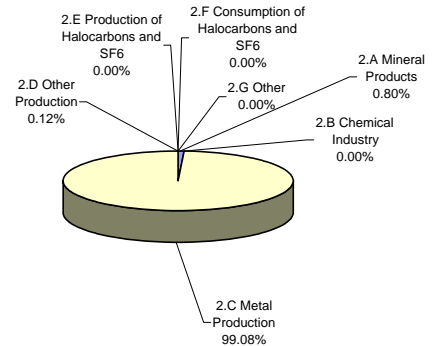




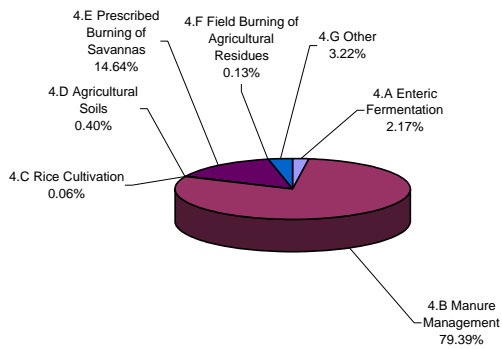
Breakdown of GHG emissions within the energy sector, 1994



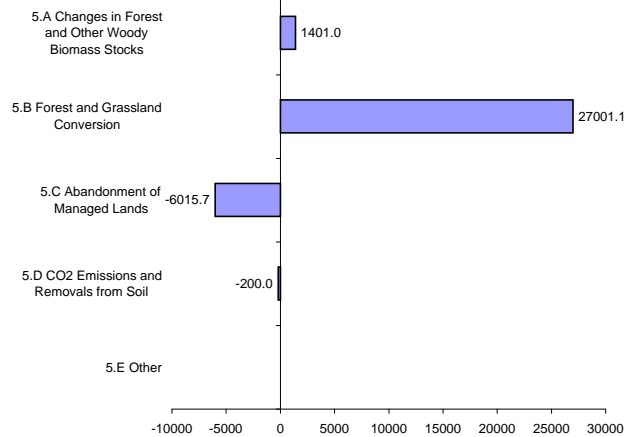
Breakdown of GHG emissions within the industrial processes, 1994



Breakdown of GHG emissions in the agriculture sector, 1994



Breakdown of GHG emissions/removals within the LUCF sector, (Gg CO2 equivalent), 1994



Breakdown of GHG emissions within the waste sector, 1994

