

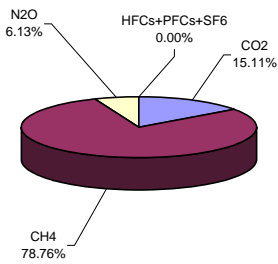


## Emissions Summary for Burkina Faso

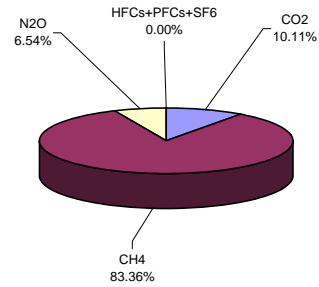
	Emissions, in Gg CO <sub>2</sub> equivalent		
	1994		Latest available year (1994)
CO <sub>2</sub> emissions without LUCF	902.0		902.0
CO <sub>2</sub> net emissions/removals by LUCF	-1,482.0		-1,482.0
CO <sub>2</sub> net emissions/removals with LUCF	-580.0		-580.0
GHG emissions without LUCF	5,968.2		5,968.2
GHG net emissions/removals by LUCF	-1,388.7		-1,388.7
GHG net emissions/removals with LUCF	4,579.5		4,579.5

### GHG emissions by gas for 1994

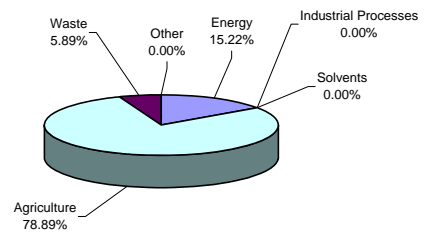
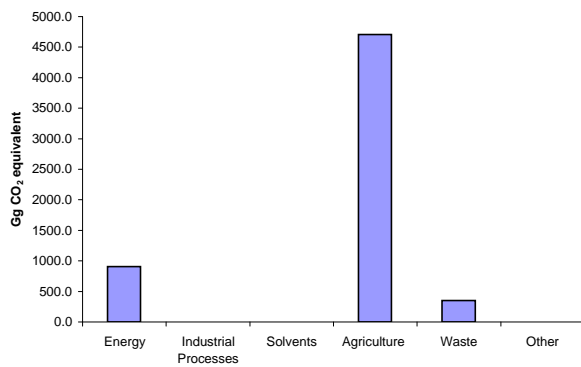
Without LUCF



With LUCF

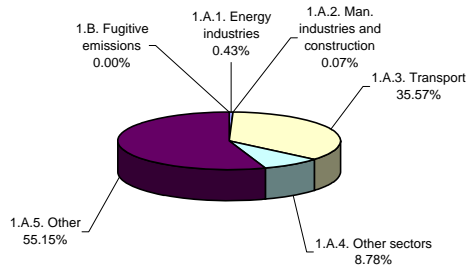


### GHG emissions by sector (without LUCF) for 1994





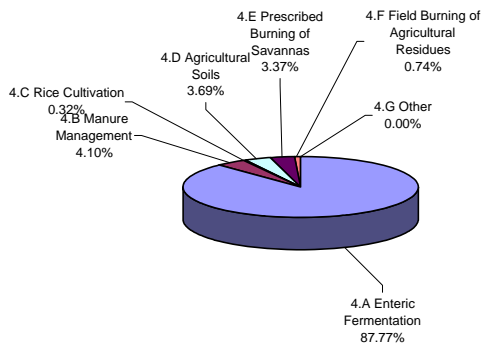
**Breakdown of GHG emissions within the energy sector, 1994**



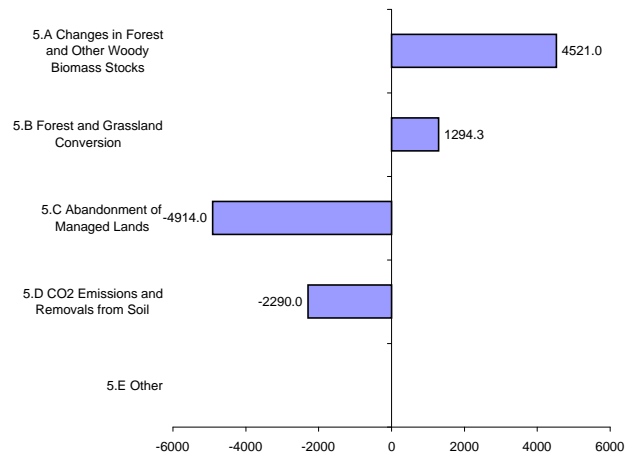
**Breakdown of GHG emissions within the industrial processes, 1994**

NO DATA

**Breakdown of GHG emissions in the agriculture sector, 1994**



**Breakdown of GHG emissions/removals within the LUCF sector, (Gg CO2 equivalent), 1994**



**Breakdown of GHG emissions within the waste sector, 1994**

