

Miriam Hinothroza

- Miriam Hinothroza is head of the Low Carbon Development Programme at the UNEP Risoe Centre.
- Ms. Hinothroza is an environmental economist and holds a PhD in Energy Planning. She has 15 year experience in policy advisory, capacity building and project management on climate change and sustainable development.
- Currently her main focus of work relates to Low Carbon Development, mitigation actions and economic instruments for mitigation in developing countries.



Challenges of and solutions to regional distribution of CDM projects

Nairobi Framework Partnership

Miriam Hinostroza

UNFCCC Climate Change Conference, Bonn, June 2014

CDM Challenges

- Complex CDM Modalities & Procedures
- High transaction cost
- Heavy institutional requirements for project cycle.
- Knowledge gap between ER buyers & sellers.
- Limited access to finance by potential developers.
- Financial intermediaries lack of knowledge about CDM.
- Lack of trained national CDM project developers.
- Investment climate.
- Limited budgets for operations of DNAs.
- Majority of potential in small projects, difficult to attract financing
- Lack of entities willing to manage POAs
- etc.

The Nairobi Framework (NF)

- The Nairobi Framework was initiated at COP 12 in Nairobi, 2006 by UN-SG Kofi Annan followed by UNDP, UNEP and its Risoe Centre, World Bank, African Development Bank, the UNFCCC Secretariat, UNCTAD and UNITAR (joined in 2009)
- Goal: helping developing countries, especially (but not only) those in sub-Saharan Africa, to improve their level of participation in the CDM.
- The NFP supports the development of CDM projects in Africa, LDCs, SIDS, and countries with fewer than 10 registered project as of 31 December 2010.

Goals of the NF

- To promote the enhancement of regional distribution of the CDM
 - a. Build and enhance capacity of DNAs to become fully operational;
 - b. Build capacity in developing CDM project activities;
 - c. Promote investment opportunities for project activities;
 - d. Improve information sharing/outreach/exchange of views on activities/education and training;
 - e. Inter-agency coordination.
- Under the general coordination of the UNFCCC secretariat,

UNEP's CDM Support Programme

Comprehensive, structured, focused
country-level program



Increasing access of medium-small developing
countries to the carbon markets

Capacity Development for the CDM – CD4CDM

Institutional

- Regulatory advisory, DNA/ institutional capacity building
- Institutional frameworks
- Legal frameworks
- Enabling environments

Project approval

Individual

- Targeted, hands-on training sessions
- National Workshops
- Regional Workshops
- Sector focused Seminars
- Executive briefings for key officials
- Covering:
 - the whole cycle of CDM projects

Project origination

CDM Project Portfolio

Promotion

- Organization of National and Regional Carbon Forums:
 - LAC Carbon Forum
 - Africa Carbon Forum
- Participation in carbon expo
- CDM Bazaar
- Facilitation of information management
 - web-based tools.

Portfolio Promotion

Research & Analytical work

- Guidebooks on specific issues of the CDM
- Carbon Market Perspective Series
- CD4CDM Working Paper Series
- CDM data & analysis - CDM&JIPipeline
- Web based CDM Technology & Methodology Selection Tool;
- Market surveillance and analysis & targeted research)

Knowledge management

Projects

CD4CDM

- CD4CDM **Global** – from 2002 to 2009 - implemented in 19 countries in two phases. Funded by the Dutch Government
- CD4CDM implemented in 12 **ACP** countries – Funded by EC
- CDM Green Facility – implemented in 9 countries. Funded by DANIDA
- UNDP/UNEP joint CDM capacity building in Africa and Latin America. Implemented in 8 countries with funds from the Spanish Government
- CASCADE - carbon credits in LULUCF in 7 sub-Saharan Africa
- ACAD - Funded by the German Government; leverages private finance with seed capital + TA

Implementation strategy

Implementation partners

UNEP Risø
Centre

Regional and international
CDM centres of excellence

local and regional experts
and consultants

CDM knowledge &
experience transfer

policymakers in CDM-related line-
ministries; energy companies; investment
promotion agencies, municipalities

DNA staff members; approval
committee members

sector technical experts, academics,

local financial and banking sector
experts

**Selected target
groups**

local CDM
practitioners and
stakeholders:

UNEP's CDM Support Programme

Capacity Development for the CDM – CD4CDM

Institutional

- 60 DNAs were supported to become fully functional:
- Established
- Operational
- Consolidated

Project approval

Individual

- Over the past 12 years around 20.000 individuals benefitted from CDM workshops and training sessions:
- 80+ national workshops
- 24+ regional workshops
- 120+ sectoral workshops
- 130+ training sessions

+ 380 PINS
+ 280 PDDs
+ 48 POAs

Promotion

- Organization of National and Regional Carbon Forums:
 - 8 LAC Carbon Forums
 - 6 Africa Carbon Forums
- Participation in carbon expo
- Participation in Australia & Asia carbon expos
- CDM Bazaar

60+ CDM National Portfolios

Research & Analytical work

- 15 Guidebooks on specific issues of the CDM
- 6 Carbon Market Perspective Series
- 17 Emissions Reduction Country Profiles
- 12 CD4CDM Working Paper Series
- CDM data & analysis - CDM & JIPipeline
- Web based CDM Technology & Methodology Selection Tool;
- Market surveillance and analysis & targeted research)

Knowledge management

UNEP Risoe Centre contribution to reduce the knowledge gap in CDM

All available on-line

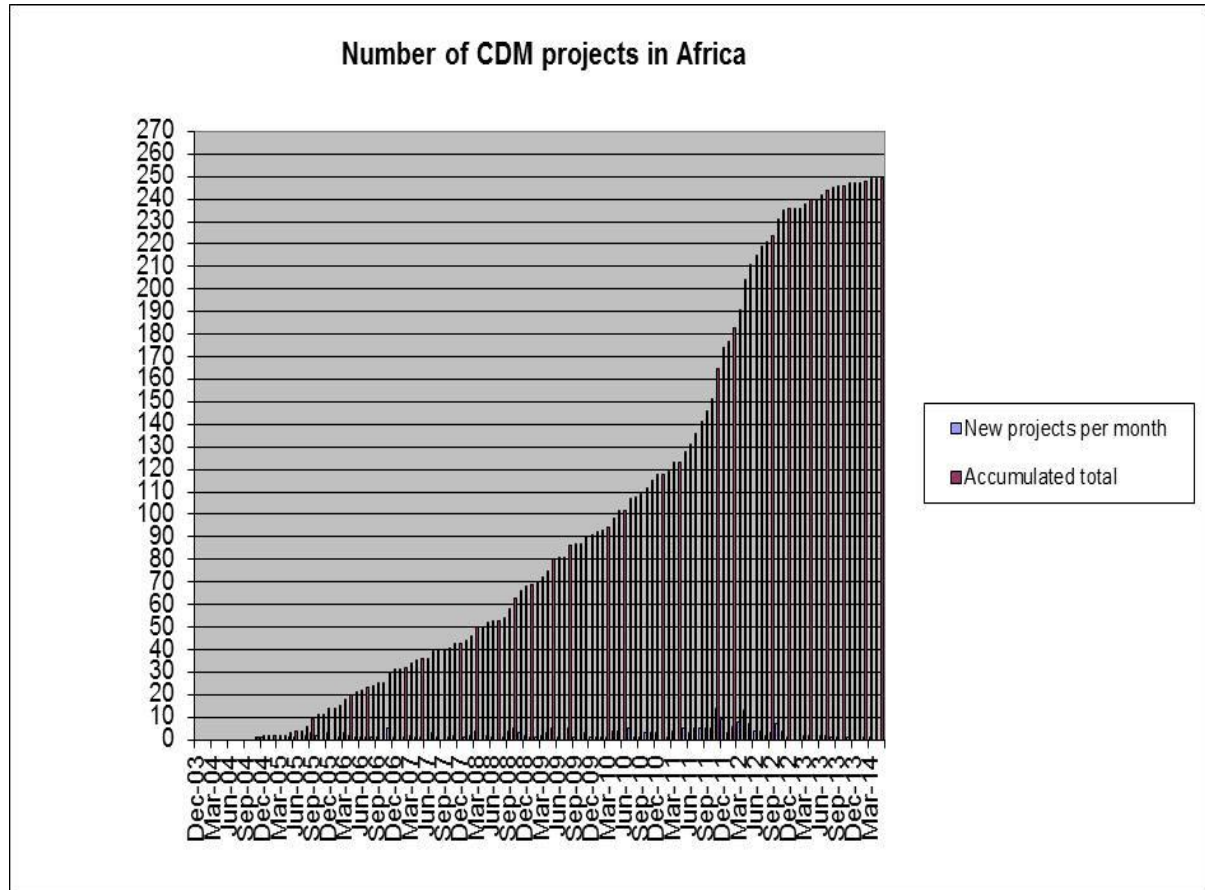


More information:
<http://uneprisoe.org>
<http://acp-cd4cdm.org>
<http://cdmbazaar.net>
<http://cdmpipeline.org>

249 CDM projects now hosted by African Countries (185 Registered).

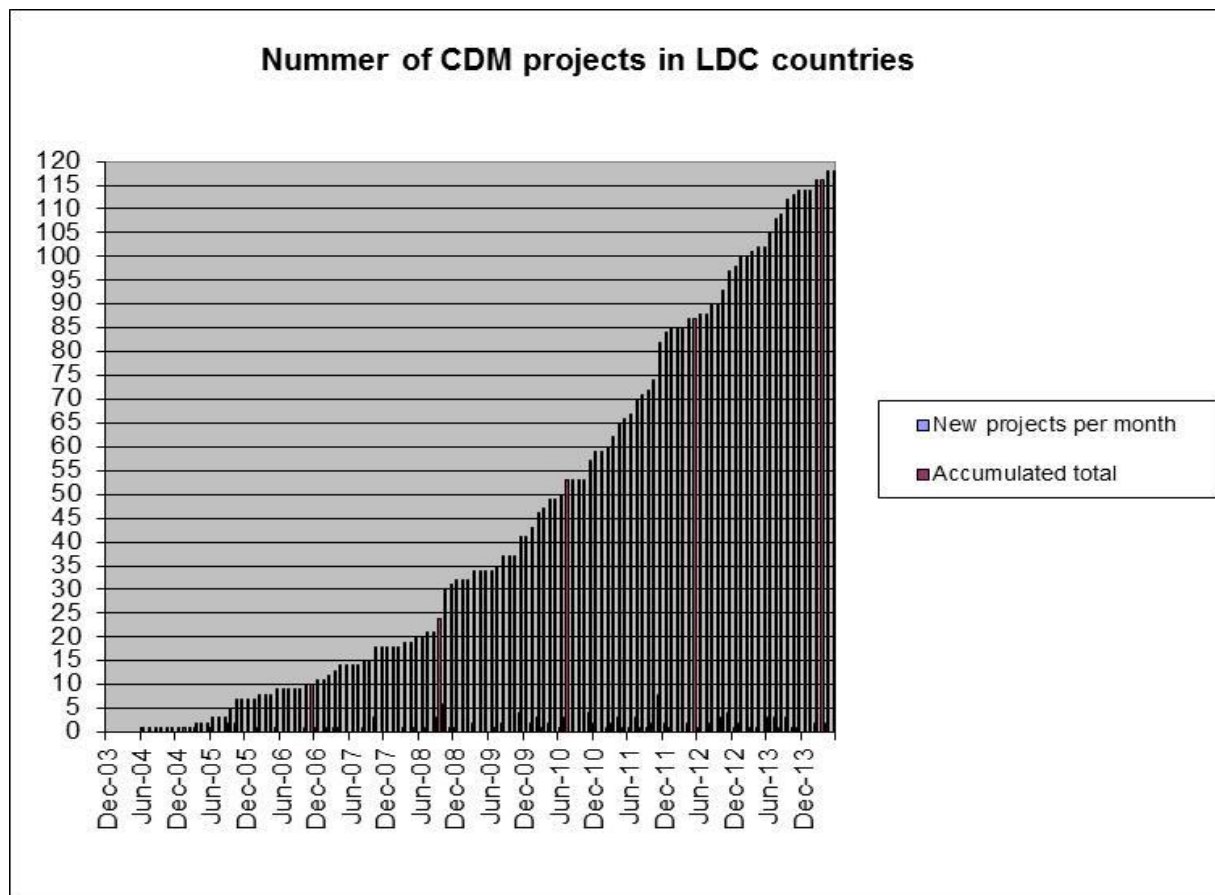
Increase in growth after start of NF.

Africa	Total Number		Registered
South Africa	71	28.5%	54
Kenya	23	9.2%	19
Egypt	24	9.6%	19
Morocco	18	7.2%	15
Uganda	18	7.2%	14
Nigeria	13	5.2%	10
Tunisia	8	3.2%	6
Tanzania	6	2.4%	3
Ghana	5	2.0%	2
Senegal	5	2.0%	4
Angola	5	2.0%	
Côte d'Ivoire	5	2.0%	5
Zambia	5	2.0%	2
Congo DR	4	1.6%	2
Rwanda	4	1.6%	4
Cameroon	4	1.6%	2
Madagascar	3	1.2%	3
Ethiopia	2	0.8%	2
Burundi	3	1.2%	1
Mauritius	2	0.8%	2
Algeria	2	0.8%	2
Namibia	2	0.8%	2
Libya	2	0.8%	2
Mozambique	2	0.8%	2
Malawi	2	0.8%	
Sudan	2	0.8%	1
Swaziland	1	0.4%	
Mali	1	0.4%	1
Liberia	1	0.4%	1
Lesotho	1	0.4%	1
Niger	1	0.4%	1
Cape Verde	1	0.4%	1
Sierra Leone	1	0.4%	1
Zimbabwe	1	0.4%	1
Gambia	1	0.4%	
Burkina Faso			
Togo			
Equatorial Guinea			
Total	249	100%	185

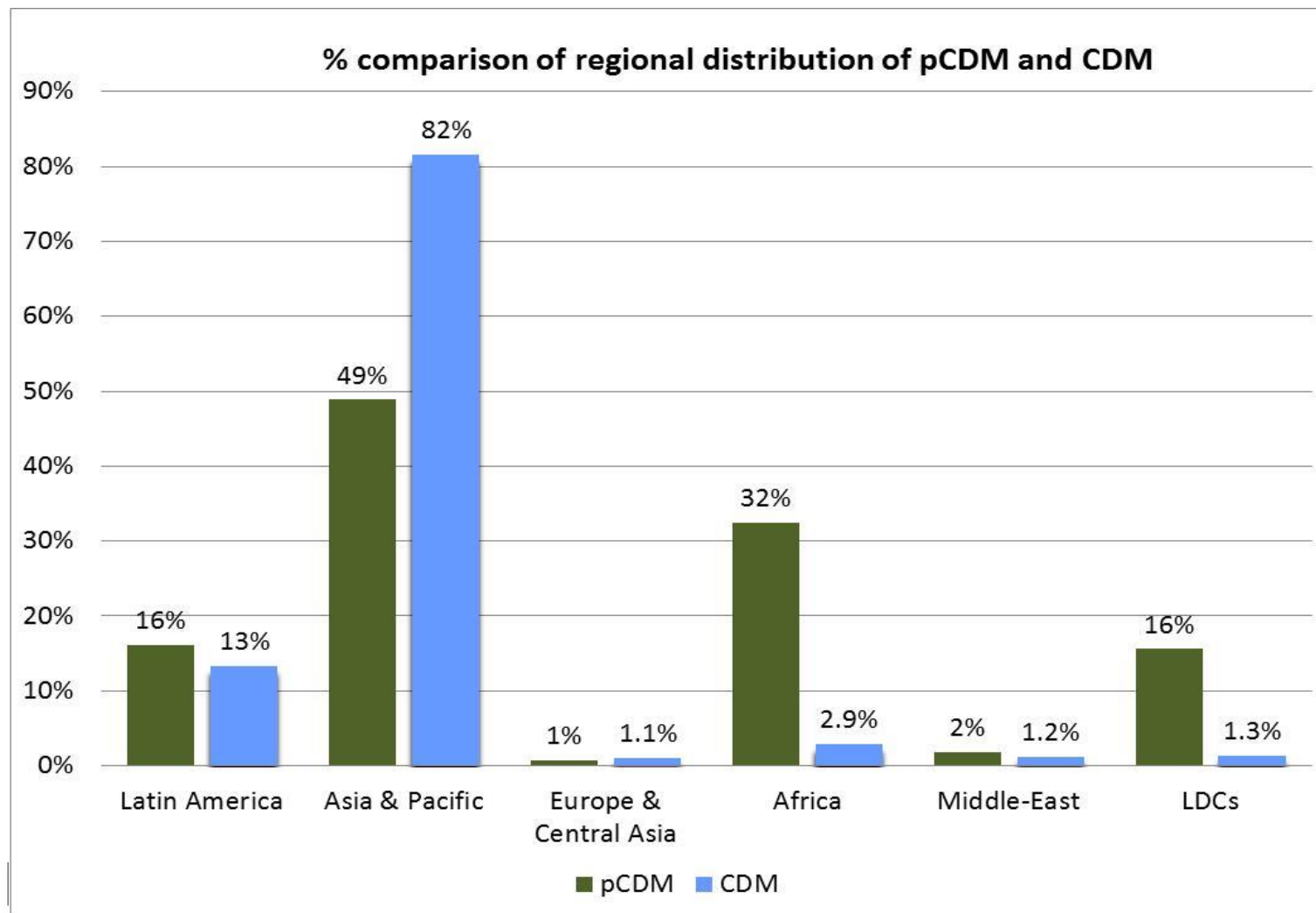


117 CDM projects now hosted by LDC Countries (76 Registered).

CDM Projects	Number	Registered
LDC Total	117	76
Bangladesh	8	4
Bhutan	4	3
Cambodia	10	10
Lao PDR	17	9
Myanmar	2	1
Nepal	8	6
LDC Asia & Pacific	49	33
Angola	5	
Burundi	3	1
Congo DR	4	2
Equatorial Guinea		
Ethiopia	2	2
Gambia	1	
Lesotho	1	1
Liberia	1	1
Madagascar	3	3
Malawi	2	
Mali	1	1
Mozambique	2	2
Niger	1	1
Rwanda	4	4
Senegal	5	4
Sierra Leone	1	1
Sudan	2	1
Tanzania	6	3
Togo		
Uganda	18	14
Zambia	5	2
LDC Afrika	67	43
Yemen	1	
LDC Middle East	1	



High share of PoAs from Africa:
124 out of 392 PoAs are from Africa & LDCs,
18 PoAs from Africa have submitted 118 CPAs.



NF – Challenges

- Need for more coordination and focus to each partner area of expertise.
- Set up the objectives for the NF
- Coordinate the work plan of each partner
- The capacity of DNAs overloaded; lack of continuity or even in some cases lack of interest—active engagement of DNAs is a key issue
- NF is going to be strengthened and will explore other areas than CDM








Thank you!!

milh@dtu.dk






For more information at

<http://uneprisoe.org>
<http://uneprisoe.org/publications>
<http://namacademy.org>
<http://namapipeline.org>

<http://cdmpipeline.org>
<http://acp-cd4cdm.org>
<http://cdm-meth.org>
<http://cdmbazaar.net>



UNEP Risø Centre's Contribution to understanding NAMAs



Low Carbon Development
Working Paper No. 11
November 2013

