

# GEF Adaptation Program: successes, challenges and trends



March 2, 2015

**Roland Sundstrom**

Climate Change Specialist



**GLOBAL ENVIRONMENT FACILITY**  
INVESTING IN OUR PLANET



# GEF CCA at a glance

	LDCF	SCCF	SPA	Total
Pledges (\$m)	935	349	50	1,334
Received contributions (\$m)	929	341	50	1,320
Funding approvals (\$m)	932	329	50	1,311
Total co-financing (\$m)	3,774	2,434	603	6,810
Number of projects	217	73	25	315
Number of countries	51	79	53	128

1400

1200

1000

800

600

400

200

0



FY5

FY6

FY7

FY8

FY9

FY10

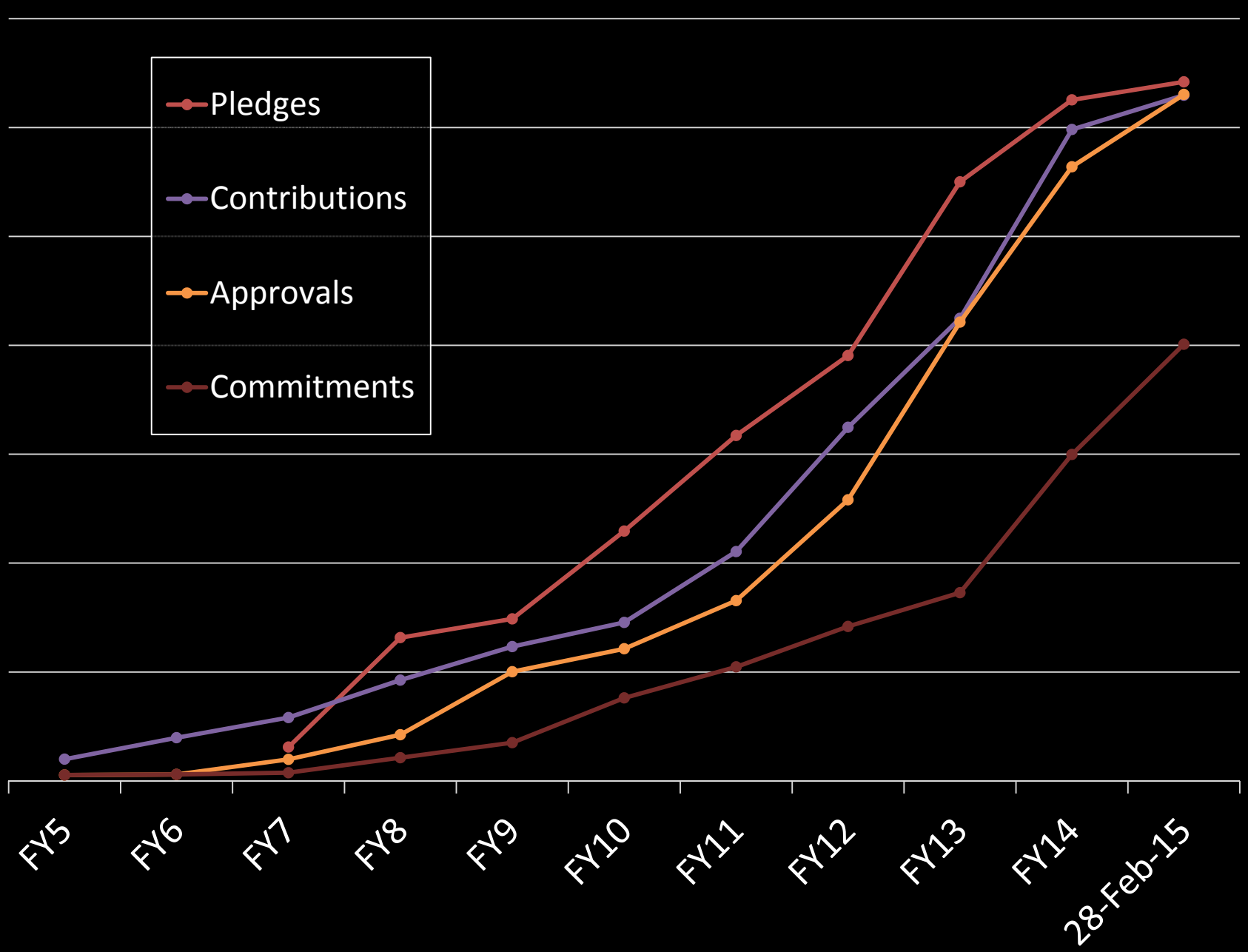
FY11

FY12

FY13

FY14

28-Feb-15



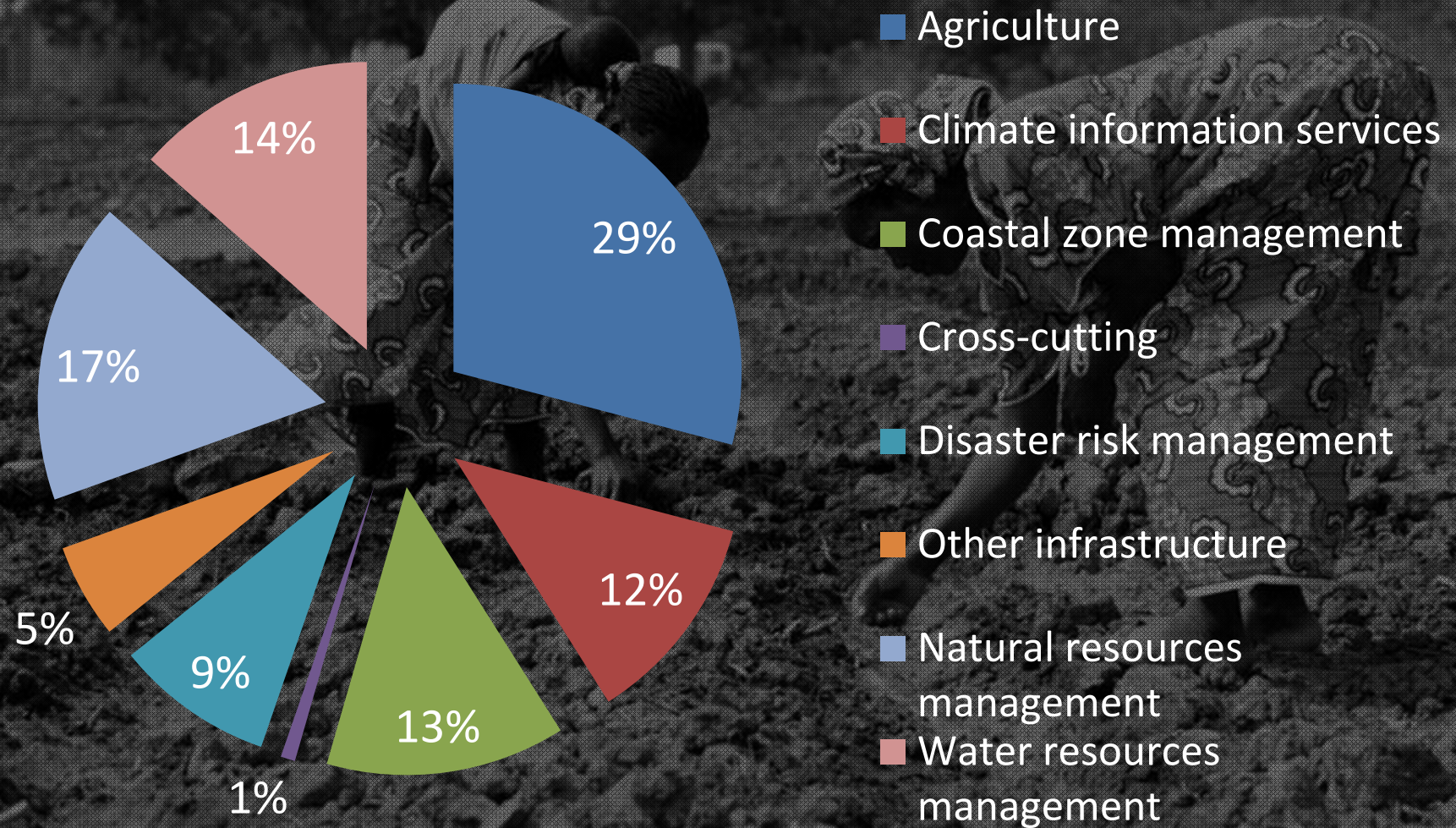




Trend: faster **access** in more countries

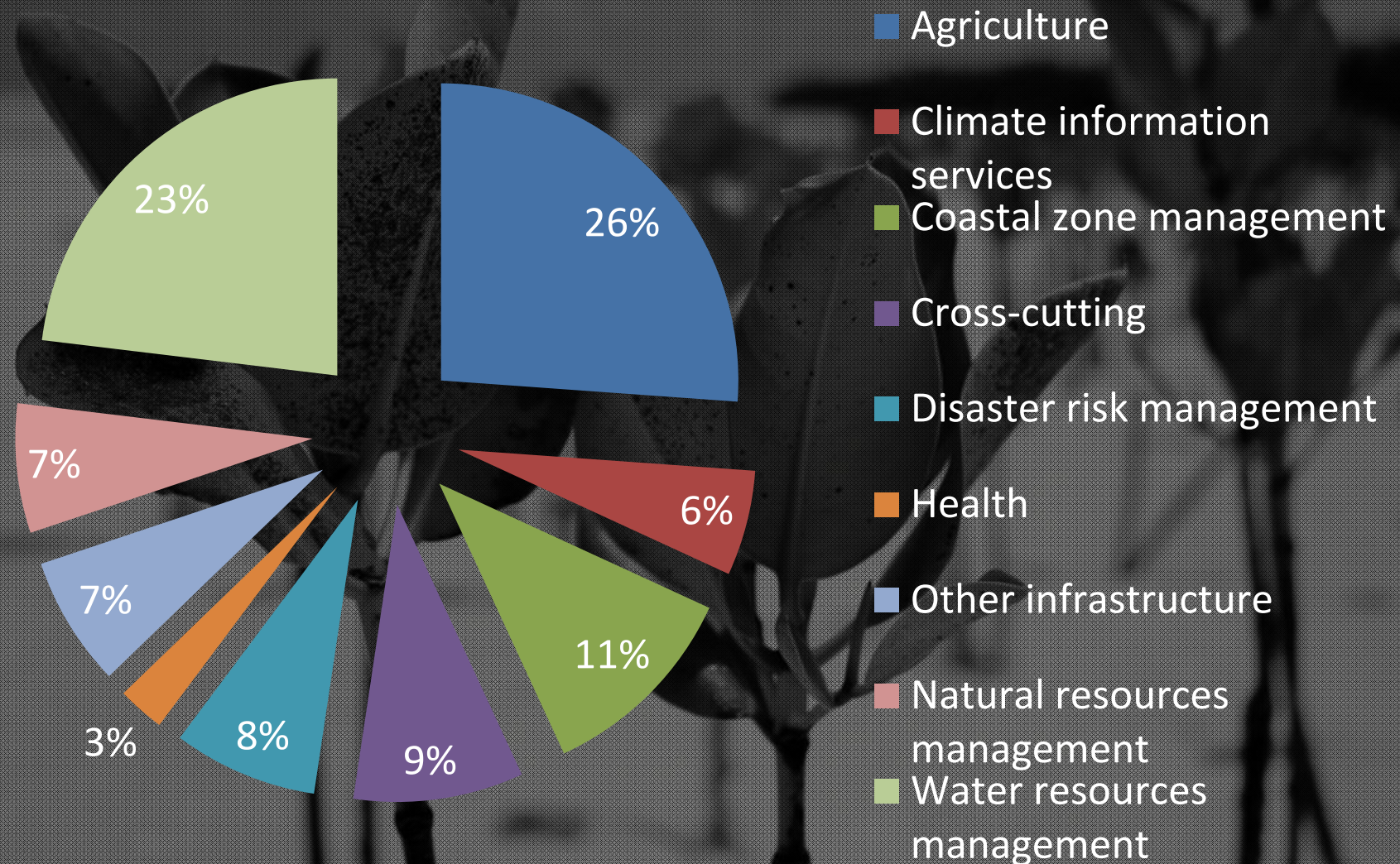


# LDCF: Financing by sector





# SCCF: Financing by sector





# Trend: integration, diversity



- Larger projects, programs addressing more sectors in an **integrated** manner
- More **balanced** distribution of financing across sectors, agencies
- **Continued high demand for cross-sectoral support to lay the foundations for adaptation:** climate information, institutions, policy and planning

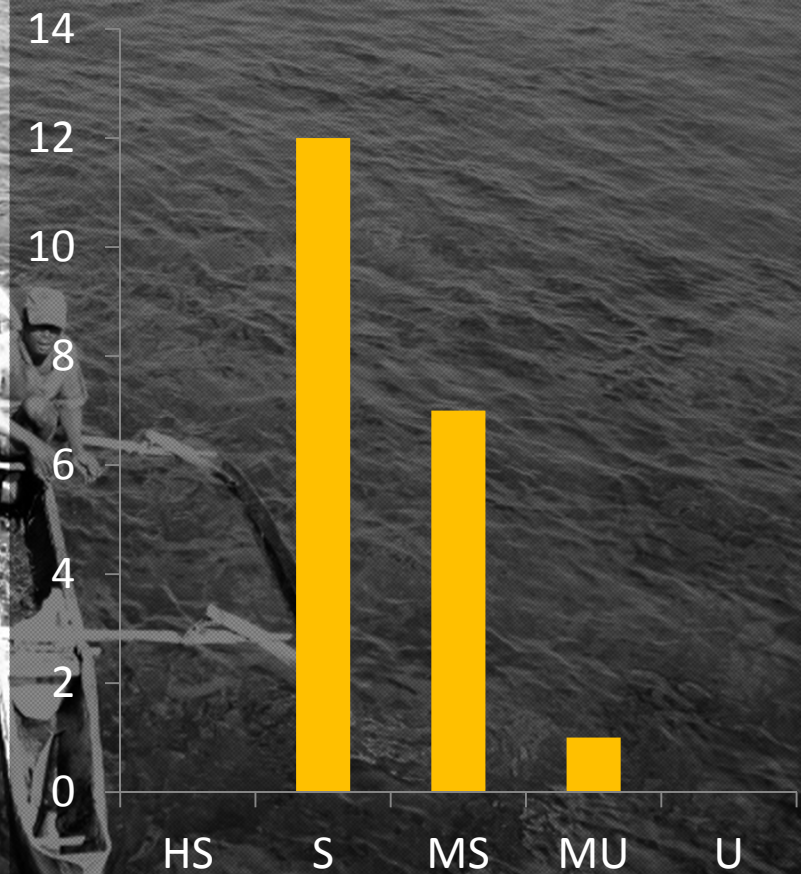
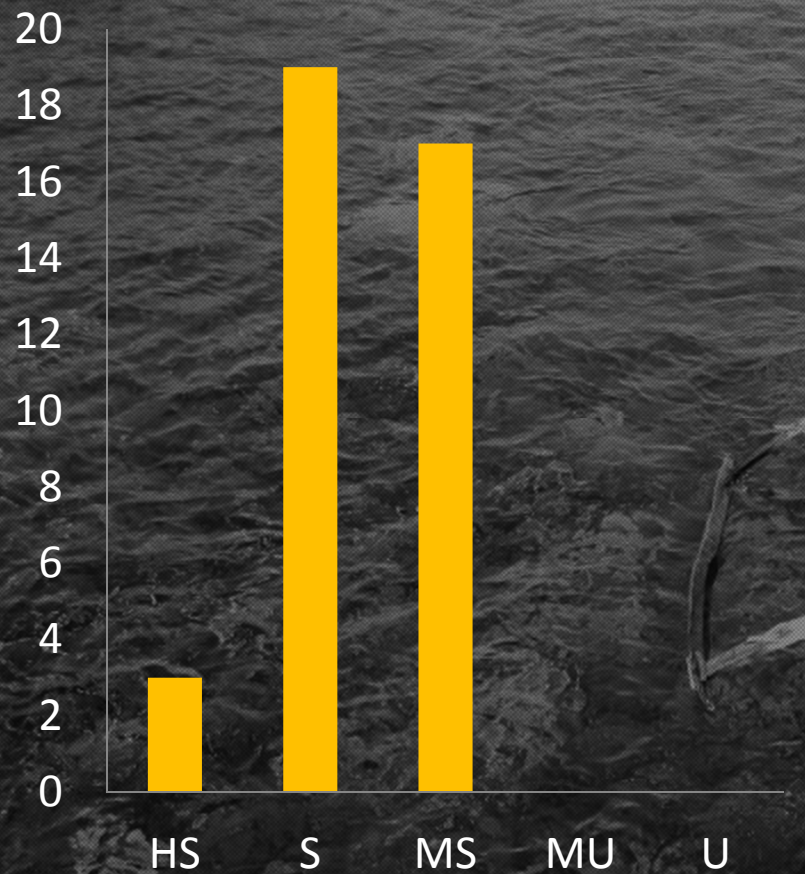


# Expected results under LDCF and SCCF

Indicator	Value	Projects	Countries
<b>Objective 1: Reduce the vulnerability of people, livelihoods, physical assets and natural systems to the adverse effects of climate change</b>			
Direct beneficiaries	13,000,000	124	82
Hectares of land better managed to withstand the effects of climate change	4,600,000	68	55
<b>Objective 2: Strengthen institutional and technical capacities for effective climate change adaptation</b>			
Projects that expand access to improved climate information services	82		63
Projects that expand access to improved, climate-related early-warning information	50		42
People trained to identify, prioritize, implement, monitor and evaluate adaptation strategies and measures	560,000	95	73
Regional, national and sub-national institutions with strengthened capacities	440	76	56
<b>Objective 3: Integrate climate change adaptation into relevant policies, plans and associated processes</b>			
Regional, national and sector-wide policies, plans and processes developed/ strengthened	250	79	68
Sub-national plans and processes developed and strengthened	1,400	79	66



# Portfolio-level performance



Out of 60 projects in the active portfolio, **all LDCF projects and 95 per cent of the SCCF projects** under implementation were rated moderately satisfactory or higher for performance towards development objectives.



# Trend: adaptation for results

A black and white photograph of a meeting table. In the foreground, a hand points to a line graph on a document. To the right, another hand holds a pen over a bar chart. In the background, a pair of glasses and another hand are visible. The scene is a professional meeting focused on data analysis.

Greater demands on **management for results**. Can this be reconciled with a continued need for learning and experimentation?



# Independent evaluations

- GEF EO/ DANINDA Joint Evaluation of the LDCF (2009); follow-up in 2010
- Evaluation of SPA (2011)
- Evaluation of the SCCF (2012)
- Review of the Implementation of NAPAs through the LDCF (2014)





# Findings and lessons (1/2)

- “a large majority of [LDCF] projects [...] aligned with NAPAs” (GEF IEO 2014); “[SCCF] projects are **highly relevant** to national sustainable development agendas of beneficiary countries, contributing to socioeconomic development goals” (GEF EO 2012);
- GEF-funded activities under the LDCF and SCCF help **integrate adaptation into national policy and planning processes** (GEF 2014);
- LDCF/SCCF projects demonstrate several **pathways to scaling up**, *inter alia* through spontaneous replication; mobilization of additional funds, domestic and international; and changes in government policies and plans (GEF 2014);




# Findings and lessons (2/2)

- “NAPA projects are **mainstreaming gender into adaptation initiatives**” and “a high percentage of projects have a gender strategy” (GEF IEO 2014);
- SCCF projects employ “**innovative approaches** to overcome the lack of data on emerging adaptation issues” (GEF EO 2012);
- The LDCF and the SCCF have been managed by the GEF in a **cost-effective** way, and their management costs are the lowest of comparable funds (GEF EO 2012)



# Enduring challenges

- **CCA vs. “business-as-usual”** development;
- Filling the ‘adaptation gap’, **scaling up** proven strategies and measures;
- **public AND private** finance for adaptation;
- **M&E, learning,** knowledge management;





# Thank you

## *GEF Programming Strategy on Adaptation to Climate Change for the LDCF and the SCCF*

([http://www.thegef.org/gef/sites/thegef.org/files/documents/GEF.LDCF\\_.SCCF\\_.16.03%2C%20Programming%20Strategy%20on%20Adaptation%20to%20Climate%20Change%20for%20the%20LDCF%20and%20the%20SCCF%2C%205-20-14.pdf](http://www.thegef.org/gef/sites/thegef.org/files/documents/GEF.LDCF_.SCCF_.16.03%2C%20Programming%20Strategy%20on%20Adaptation%20to%20Climate%20Change%20for%20the%20LDCF%20and%20the%20SCCF%2C%205-20-14.pdf))

## *FY13 Annual Monitoring Review for the Least Developed Countries Fund and the Special Climate Change Fund*

([http://www.thegef.org/gef/sites/thegef.org/files/documents/GEF.LDCF\\_.SCCF\\_.16.05%2C%20FY13%20AMR%20of%20the%20LDCF%20and%20the%20SCCF%2C%2004-30-14.pdf](http://www.thegef.org/gef/sites/thegef.org/files/documents/GEF.LDCF_.SCCF_.16.05%2C%20FY13%20AMR%20of%20the%20LDCF%20and%20the%20SCCF%2C%2004-30-14.pdf))

## *Progress Report for the Least Developed Countries Fund and the Special Climate Change Fund*

([http://www.thegef.org/gef/sites/thegef.org/files/documents/GEF.LDCF\\_.SCCF\\_.16.04%2C%20Progress%20Report%20on%20the%20LDCF%20and%20the%20SCCF%2C%2004-30-14.pdf](http://www.thegef.org/gef/sites/thegef.org/files/documents/GEF.LDCF_.SCCF_.16.04%2C%20Progress%20Report%20on%20the%20LDCF%20and%20the%20SCCF%2C%2004-30-14.pdf))

**ksundstrom@thegef.org**

**www.thegef.org**



**GLOBAL ENVIRONMENT FACILITY**  
INVESTING IN OUR PLANET