

How to Apply for K-ETA and Make a Payment?

☐ Click on the 'Apply for K-ETA'

The screenshot shows the K-ETA website homepage. At the top, there is a blue banner with a speaker icon and the text "K-ETA implementation (Effective from September 1st at 00:00 AM Korean standard time)". Below the banner is the K-ETA logo and navigation links: "K-ETA Guide", "Apply for K-ETA" (highlighted with a red box and an orange arrow), "K-ETA Application Results", and "Notice". The main content area features a large image of a traditional Korean palace gate with the text "KOREA ELECTRONIC TRAVEL AUTHORIZATION" and "K-ETA NEWS". Two buttons are visible: "Apply for K-ETA" and "Check K-ETA Results".

K-ETA KOREA ELECTRONIC TRAVEL AUTHORIZATION

K-ETA Guide **Apply for K-ETA** K-ETA Application Results Notice

KOREA ELECTRONIC TRAVEL AUTHORIZATION

Apply for K-ETA Check K-ETA Results

K-ETA NEWS | K-ETA User Guide: How to Add Members, Apply by Proxy, and Edit Information

☐ [STEP 1] Terms and Conditions Agreement



- STEP 01**
Terms and Conditions Agreement
- STEP 02**
Enter E-mail
- STEP 03**
Enter Passport Information
- STEP 04**
Enter Application Information
- STEP 05**
Check Information
- STEP 06**
Make Payment (from Sep 2021)
- STEP 07**
Application Complete

Terms and Conditions Agreement

Enter correct information. (Republic of Korea is not eligible for K-ETA.)

Based on your passport nationality (residence X, departure X)

Select continent

Agreement on the Collection and Use of Personal Information

To apply for K-ETA, user needs to agree to the collection and use of personal information as follows. Please carefully read and choose to agree or disagree.

Items	Purpose of Collection and Use	Retention and Use Period
(Required) ID photo, e-mail information, nationality, sex, name (Full name), date of birth, passport expiration date, dual nationality information, mobile phone number, previous visits to Korea, purpose of entry, travel agency information, address in Korea, employment	For K-ETA related processing	Semi-permanent
(Optional) Passport bio page, period of stay		

- You have the right to disagree to the collection and use of personal information.
- If you do not agree, you may not be able to access the services provided by this website.

Do you agree to the collection and use of required personal information as above?

Agree Disagree

Do you agree to the collection and use of the above optional items of personal information?

Agree Disagree

Agreement on the Collection and Use of Sensitive Information

To apply for K-ETA, user needs to agree to the collection and use of sensitive information as follows. Please carefully read and choose to agree or disagree.

Items	Purpose of Collection and Use	Retention and Use Period
(Required) Disease related information, criminal records	For K-ETA related processing	Semi-permanent

- You have the right to disagree to the collection and use of sensitive information.
- If you do not agree, you may not be able to access the services provided by this website.

Do you agree to the collection and use of the above sensitive information?

Agree Disagree

Information on processing unique identification information

To apply for K-ETA, user needs to agree to the collection and use of unique identification information as follows. Please carefully read and choose to agree or disagree.

Items	Purpose of Collection and Use	Retention and Use Period
(Required) Passport number	For K-ETA related processing	Semi-permanent

- You have the right to disagree to the collection and use of unique identification information.
- If you do not agree, you may not be able to access the services provided by this website.

Do you agree to the collection and use of the above unique identification information?

Agree Disagree

Terms and Conditions of Use

Chapter 1 General Provisions

Article 1 (Purpose)

The Terms and Conditions (hereinafter "T") is to stipulate the use requirements, procedures, and other necessary matters regarding the internet website (hereinafter "website") provided by the Ministry of Justice of the Republic of Korea.

Agree Disagree

☐ [STEP 2] Enter E-mail



● **STEP 01**
Terms and
Conditions
Agreement

● **STEP 02**
Enter E-mail

● **STEP 03**
Enter
Passport
Information

Enter E-mail

Enter correct information.(Republic of Korea is not eligible for K-ETA.)

Passport Number


The K-ETA results will be sent to this e-mail

E-mail Address

Next

! Write your e-mail address correctly. Your K-ETA results will be sent to your e-mail.

☐ [STEP 4-1] Enter Application Information



- STEP 01
Terms and Conditions Agreement
- STEP 02
Enter E-mail
- STEP 03
Enter Passport Information
- STEP 04
Enter Application Information**
- STEP 05

Required Information

Please select if you are also a national or citizen of another country other than the nationality of your passport. (Required) ?

Yes No

Enter your mobile phone number. (If you do not have a mobile phone, enter your contact number.) (Required) ?

Direct input

Have you ever visited Korea before? (Required) ?

Yes No

Select your purpose of entry. (Required) ?

Select

! If your purpose of entry changes before entering Korea, please check and correct the information.

Select your purpose of entry. (Required) ?

Select	▼
Select	Purpc
Tour	
Visit	
Business	
Medical treatment	
Meeting	
Event	
Games/Match/Competition	
Other	

- STEP 05
Check Information
- STEP 06
Make Payment (from Sep 2021)**
- STEP 07
Application Complete

Enter the address and contact information of where you will stay during your visit in Korea. (Required) ?

Find Postal Code

! If the address itself does not have details, please enter 'NONE'.

Please enter your contact number in Korea. (Required) ?

! If there are any changes to your address in Korea or contact information before entering Korea, please update such information through the K-ETA website 'Check K-ETA application result' - 'e-Arrival card' before entering Korea. Failure to do so may result in entry denial.

Select the category that best represents your current job. (Required) ?

Select

Select the category that best represents your current job. (Required) ?

Select	▼
Select	
Unemployed	
Self-employed	
Agricultural and livestock industries	
Office worker	
Public officer	
Student	
Housewife	
Etc	

How to Find an Address

1. How to Find an Address

1) Click on the [Find zip code]

Enter the address and contact information of where you will stay during your visit in Korea. (Required) ⓘ

❗ If the address itself does not have details, please enter 'NONE'.

2) Enter the zip code and the road name in the address finder

※ (Caution) Please write the address in English. To search and find the address easily, please enter the 5-digit zip code and road name at the same time, and then click on the search button.

(e.g.) Busan Huimang-gu Sarang-dero34-gil 6 / zip code 12345

- 6, Sarang-dero34-gil, Huimang-gu, Busan, zip code 12345



Address Finder

When searching for the address, it is best to search with both 5 digit zip code and road name address in English. Also, please note that you cannot enter in Korean or special characters such as hyphen(-). ⓘ

Find zipcode ①

Road name address ② ③

Zip Code Address

- ① Enter the zip code (12345) [Find the zip code by using zip code finder websites].
- ② Enter the road name (Sarangdero34gil) only without the building number, and then click the search button.

※ (Caution) Please do not write special characters such as hyphen (-).

3) Select the address

4) Enter additional address information [e.g. Apartment/Unit number (if any)] If not, type 'NONE'

Enter the address and contact information of where you will stay during your visit in Korea. (Required) ⓘ

❗ If the address itself does not have details, please enter 'NONE'.

2. How to Find the Zip Code

You can easily find the zip code by using the site "Road Name Address" (www.juso.go.kr/openEngPage.do).

Are you currently suffering from any of the following diseases?(15 Infectious Diseases) (Required) ?

Cholera, Plague, Yellow Fever, Severe Acute Respiratory Syndrome (SARS), Animal Influenza Infection in Humans, New Influenza, Middle East Respiratory Syndrome (MERS), Ebola Virus, Tuberculosis, Marburg Fever, Lassa fever, Crimean Congo Hemorrhagic Fever, Smallpox Variola, Diphtheria, New infectious syndrome

Yes No

Have you ever been arrested, charged, or convicted of a criminal offense in your country or abroad? (Required) ?


Yes No

When selecting 'Yes', please state the relevant information as detailed and accurate as possible including the country (where), standard name of the disease (what), since when, the risk degree (how much), treatment (medication, hospital care, etc.)

When selecting 'Yes', please state the relevant information as detailed and accurate as possible including the country (where), time of judgement (when), name of crime (what, monetary penalty, prison sentence, etc.), and prison term (period).

Standard of portrait photo

Refer to the below portrait photo sample.



Portrait photo of applicant



Add file

- Less than 700 * 700 pixels
- Lower than 100kb
- JPG and JPEG formats are only available
- Front facing photo

[IMPORTANT NOTICE]
Please check the images on portrait photo sample, and be sure you are uploading your ID photo correctly. Failure to meet the standard photo requirements may result in disadvantages to your K-ETA application.

- Be in color
- JPG and JPEG formats are only available
- Lower than 100kb
- Less than 700*700 pixels
- Front facing photo



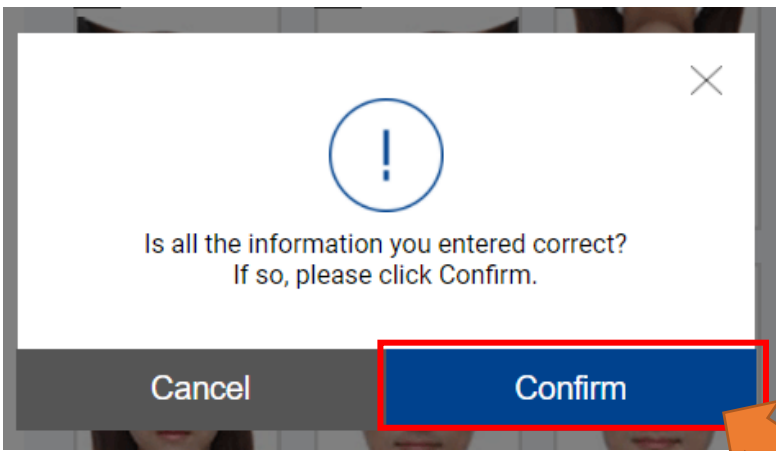
Refer to the sample images and please check if your uploaded file is correct. In case your photo does not meet the requirements, you may face disadvantages during your K-ETA application assessment.

Confirm

Save Temporarily

Previous

Next



□ [STEP 4-2] Enter Personal Information



- STEP 01
Terms and Conditions Agreement
- STEP 02
Enter E-mail
- STEP 03
Enter Passport Information
- STEP 04
Enter Application Information
- STEP 05
Check Information
- STEP 06
Make Payment
- STEP 07
Application Complete

Personal Information

Select country of birth. (Required) ⓘ

Enter place of birth as written on your passport bio page. (Required) ⓘ

If the place of birth is not stated on the passport, please write the city where you were born.
If you do not know the birthplace, enter 'UNKNOWN'

ⓘ If your passport does not have your place of birth on the bio page, please enter the name of the city you were born in.

Enter planned duration of your stay in Korea. (Option) ⓘ **Expected date (Optional)**

Arrival Date ~ **Departure Date**

ⓘ You do not have to enter if not decided.

Do you have any acquaintances in Korea? If yes, please enter the information below. (Required) ⓘ

Yes No

Enter name Enter contact information

Please enter the name and contact information of your acquaintances.

Do you have an accompanying person? (Required) ⓘ

Yes No

ⓘ Since this part is for entering persons traveling with you when visiting Korea, you can either enter the K-ETA application information for them now and pay for the fee separately, or complete your application and add them later through 'add member' before making your payment.

- Please choose Country -

Name

Date of Birth
Year Month Day

Relation

Select
Select
Family
Relative
Friends
Acquaintance
Business
Group tour
Etc

If there is anyone accompanying you, Please enter their information.
※ Their K-ETA SHOULD be applied separately or together with you by selecting [Add Members] button on [STEP 05]

Maximum of 9 accompanying people can be added. If it exceeds 9, enter up to 9 people.

Add accompanying person

X Delete

Have you ever visited another country other than the Republic of Korea? (Required) ?

- Select - ▼

Have you ever visited another country other than the Republic of Korea? (Required) ?

- Select - ▼

- Select -

- Select(Not Selected if none)
- 1~2 times
- 3~4 times
- More than 5times

Are you currently employed? If yes, please enter the information below. (Required) ?

Yes No

If you select 'Yes', enter the name of your current work place or the employer

Enter the name of your employer or company. (Required) ?

Enter the phone number of your employer or company. (Required) ?

▼

Select the area that includes your monthly income (in USD). (Required) ?

Select ▼

Select the area that includes your monthly income (in USD). (Required) ?

Select ▼

Select

- ~ 200\$
- 200\$ ~ 700\$
- 700\$ ~ 1,300\$
- 1,300\$ ~ 2,100\$
- 2,100\$ ~

If you have no income, select '~200\$'

Save Temporarily

Previous

Next

☐ [STEP 5] Check Information



- STEP 01
Terms and Conditions Agreement

Check Information

This is the final confirmation of the application. If there are additional members to include, please use 'Add Members'.

Go to bottom

Enter E-mail

- STEP 03
Enter Passport Information

- STEP 04
Enter Application Information

- STEP 05
Check Information

Passport Information	
Nationality	[Redacted]
Name	[Redacted]
Date of Birth	2017-04-06
Sex	F
Passport Number	[Redacted]
Passport Expiration Date	2027-05-15
<input type="text"/> See More ▾	

Add Members

Make Payment



Enter E-mail

- STEP 03
Enter Passport Information

- STEP 04
Enter Application Information

- STEP 05
Check Information

- STEP 06
Make Payment (from Sep 2021)

- STEP 07
Application Complete

Passport Information	
Nationality	[Redacted]
Name	[Redacted]
Date of Birth	2017-04-06
Sex	F
Passport Number	[Redacted]
Passport Expiration Date	2027-05-15
<input type="text"/> Edit	

Required Information	
If you are a national or citizen of another country other than the nationality stated on your passport	N
Mobile phone number	[Redacted]
Previous visit to Korea	N
Purpose of entry	Meeting
Address of where you will stay in Korea	[Redacted]
Contact information in Korea	[Redacted]
Job	Agricultural and livestock industries
Disease	N
Criminal history	N
<input type="text"/> Edit	

Fold ^

If you want to correct the information, please click the 'Edit' button

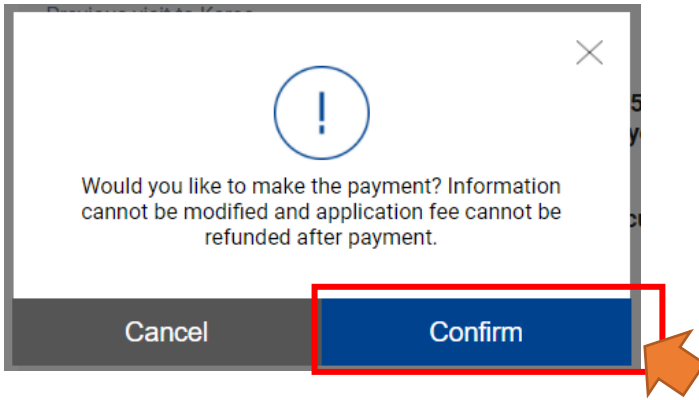
If you want to add members, please click the 'Add Members' button

Add Members

Make Payment



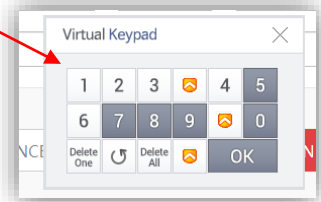
☐ [STEP 6] Make Payment



The K-ETA Fee payment screen. At the top, it says "KETA" and "K-ETA Fee". Below that, "Product Amount" is listed as "10,300 won". There is a "Terms" section with a checked box and the text "I agree to all terms and conditions". Below the terms are three items, each with a checked box and a "more" link: "Use of Financial Transactions", "Collection/Use of Personal information", and "Sharing/Consigning of Personal information". The "Enter your credit card information" section has fields for "Card Number" (with two sub-fields, the second containing "****"), "Expire Date" (with "MM" and "YY" sub-fields), and a "NEXT" button at the bottom right. The "NEXT" button is highlighted with a red rectangular border, and an orange arrow points to it from the right.

※ When you enter the card number, It changes from **** to ●●●●.

※ The last 4 digits need to be entered via virtual keypad



☐ [STEP 7] Application Completed

The application completion screen. On the left is a vertical progress bar with seven steps: STEP 01 (Terms and Conditions Agreement), STEP 02 (Enter E-mail), STEP 03 (Enter Passport Information), STEP 04 (Enter Application Information), STEP 05 (Check information), STEP 06 (Make Payment (from Sep. 2021)), and STEP 07 (Application Complete). The main content area has a green checkmark icon and the text "Your application has been completed." Below that, it says "Application Complete email" and "test@test.co.kr". There is a section for "Applicant Information 1" with fields for Name, Nationality, Passport Number, Date of Birth, and Application Number. A red warning icon and text at the bottom state: "After your application is complete, your application number will be sent to [redacted]."