



Green Climate Fund

Emerson Resende | Climate Policy Specialist

Twenty-fifth Meeting of
Technology Executive Committee,
September 2022



1. Quick introduction of the GCF



01

**The world's largest
climate fund**



02

**Set up by the
UNFCCC, and serving
the Paris Agreement**



03

**Supporting developing
countries to transition to
low-emission, climate-
resilient societies**

How we work

COUNTRY-DRIVEN

- Readiness programme supports country planning
- GCF programming is aligned with country priorities



A RANGE OF FINANCING INSTRUMENTS

- leverage blended finance
- Piloting support for new financial structures



RISK-TAKING, PATIENT CAPITAL

- accept higher risks to support early-stage project development & innovations to catalyse climate finance



AN OPEN, PARTNERSHIP ORGANISATION

- over 200 Accredited Entities and delivery partners



BALANCED ALLOCATION

- targeting 50:50 allocation between mitigation & adaptation

Where we focus

Reduced Emissions from:



Energy generation
and access



Transport



Buildings, cities,
industries and
appliances



Forests and
land use

Increased Resilience of:




Livelihoods of people
and communities



Health, food and
water security



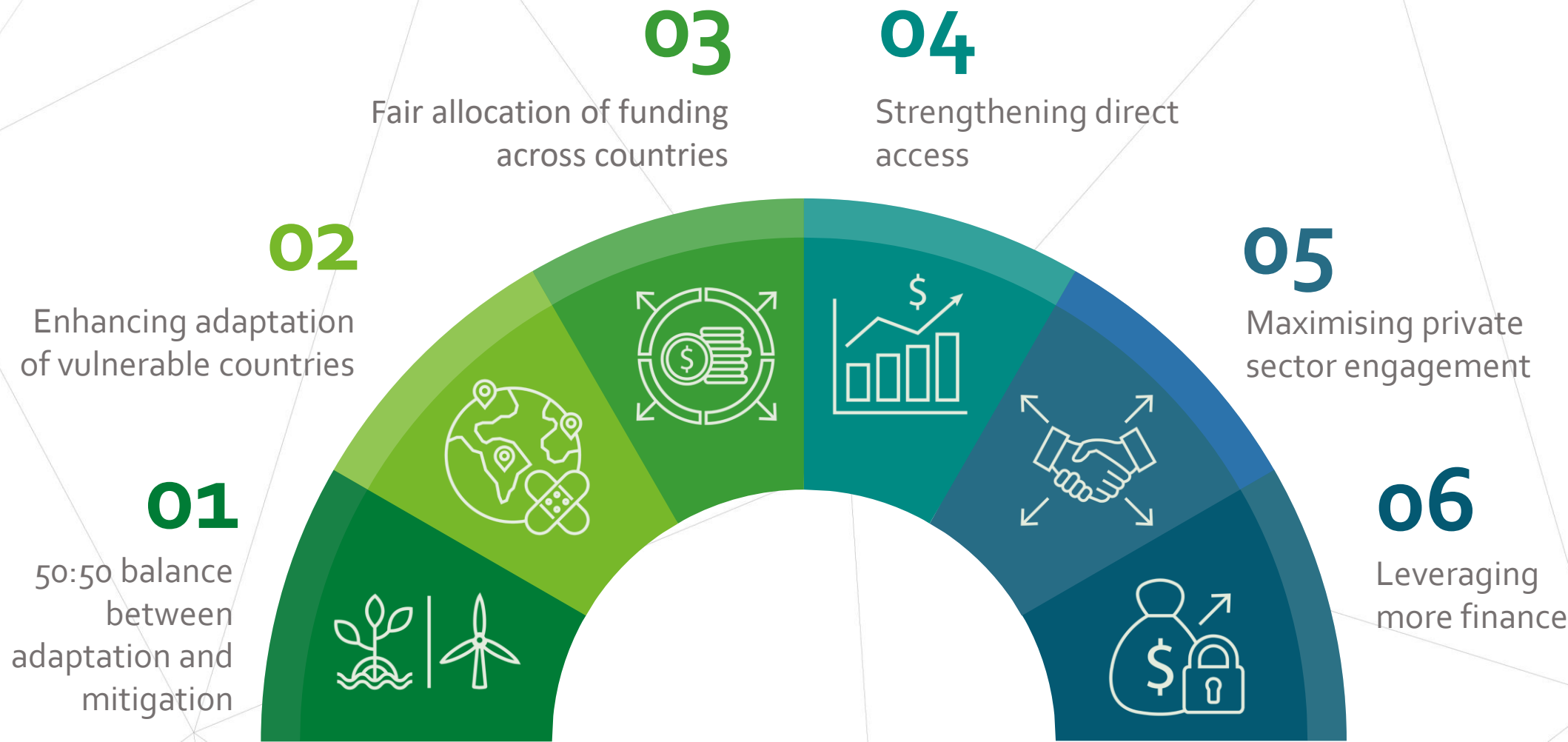
Infrastructure and
the built environment



Ecosystems and
ecosystem services



GCF-1 Targets 2020-2023

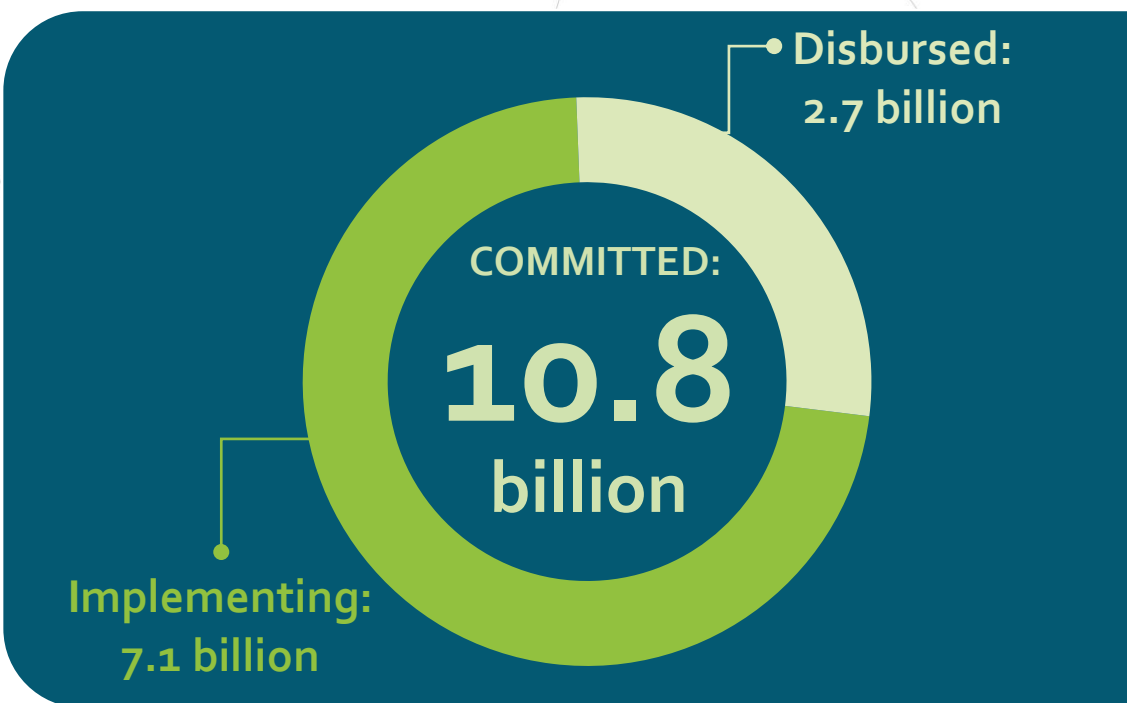




2. Status of the GCF Portfolio

GCF in Figures (USD)

TOTAL GCF PORTFOLIO COMMITMENT

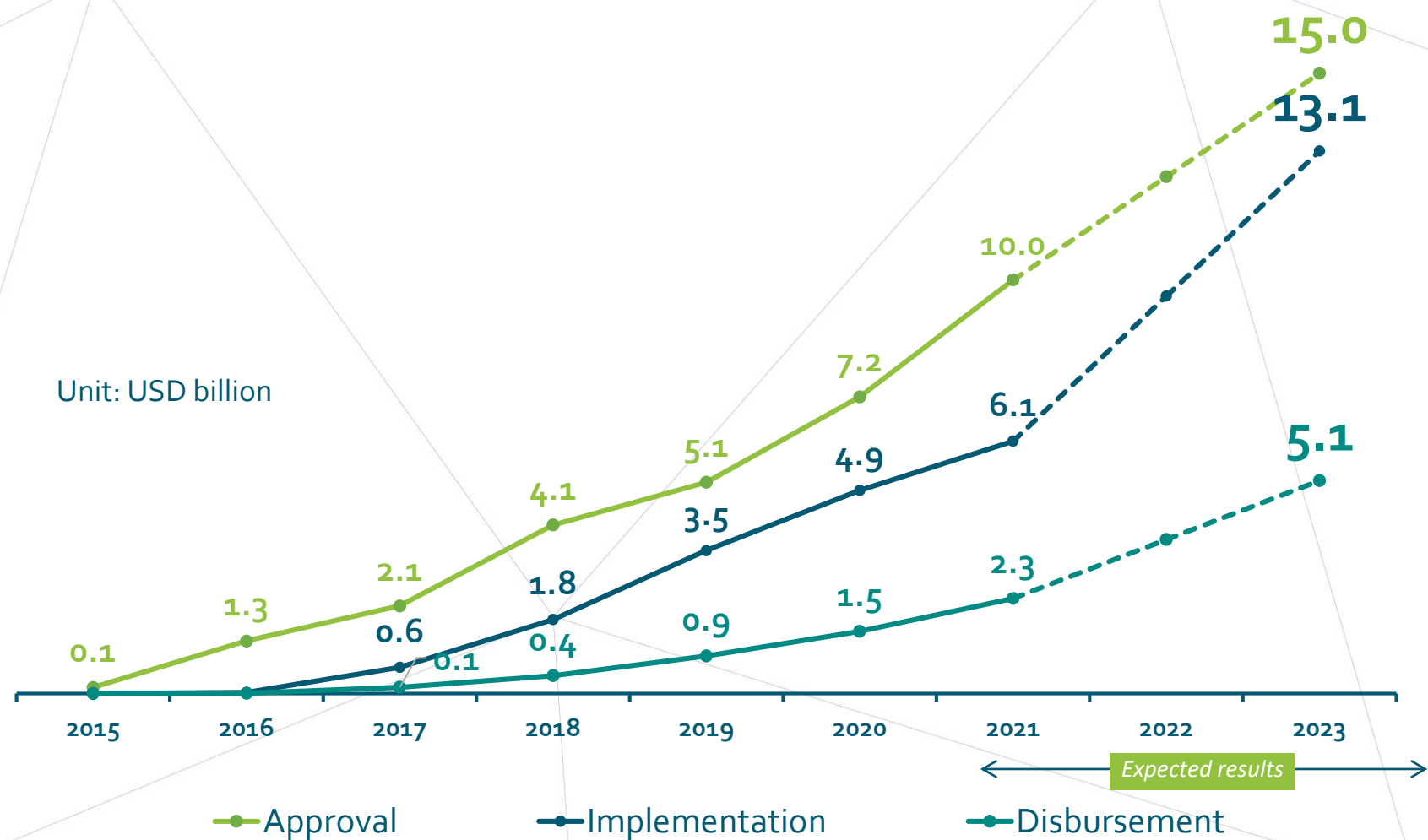


PORTFOLIO VALUE, INCLUDING CO-FINANCING:

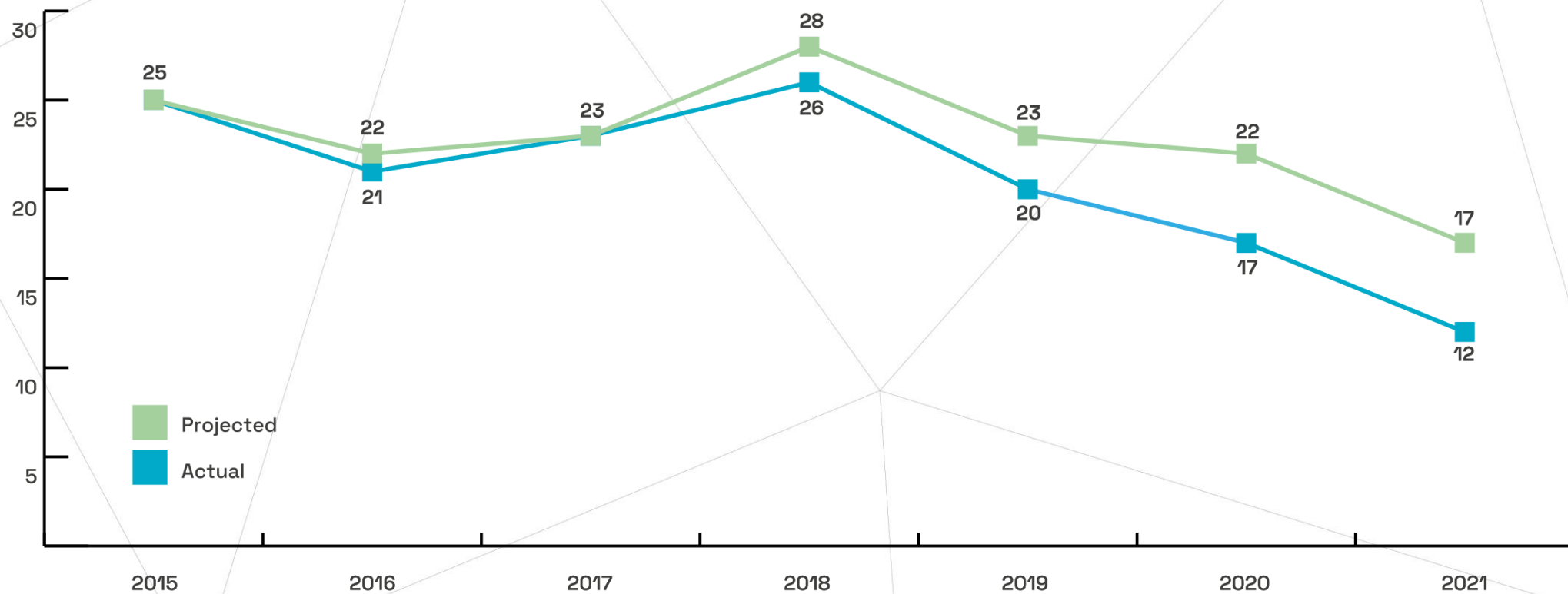
40.2 
billion



The largest climate fund – and growing fast

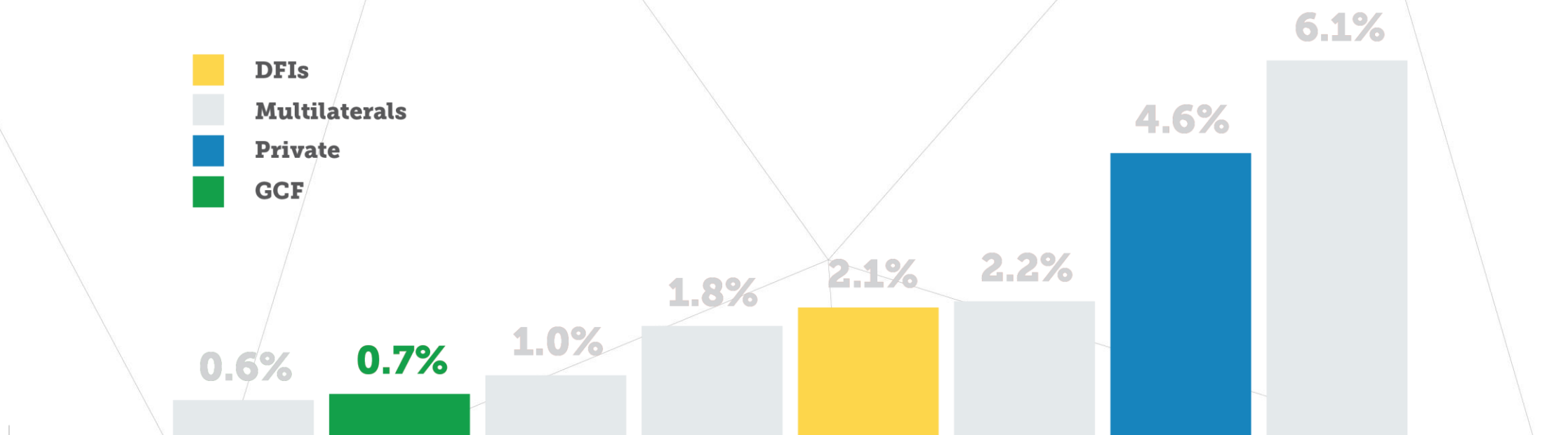


Faster implementation: Time taken from proposal review to first disbursement is falling fast



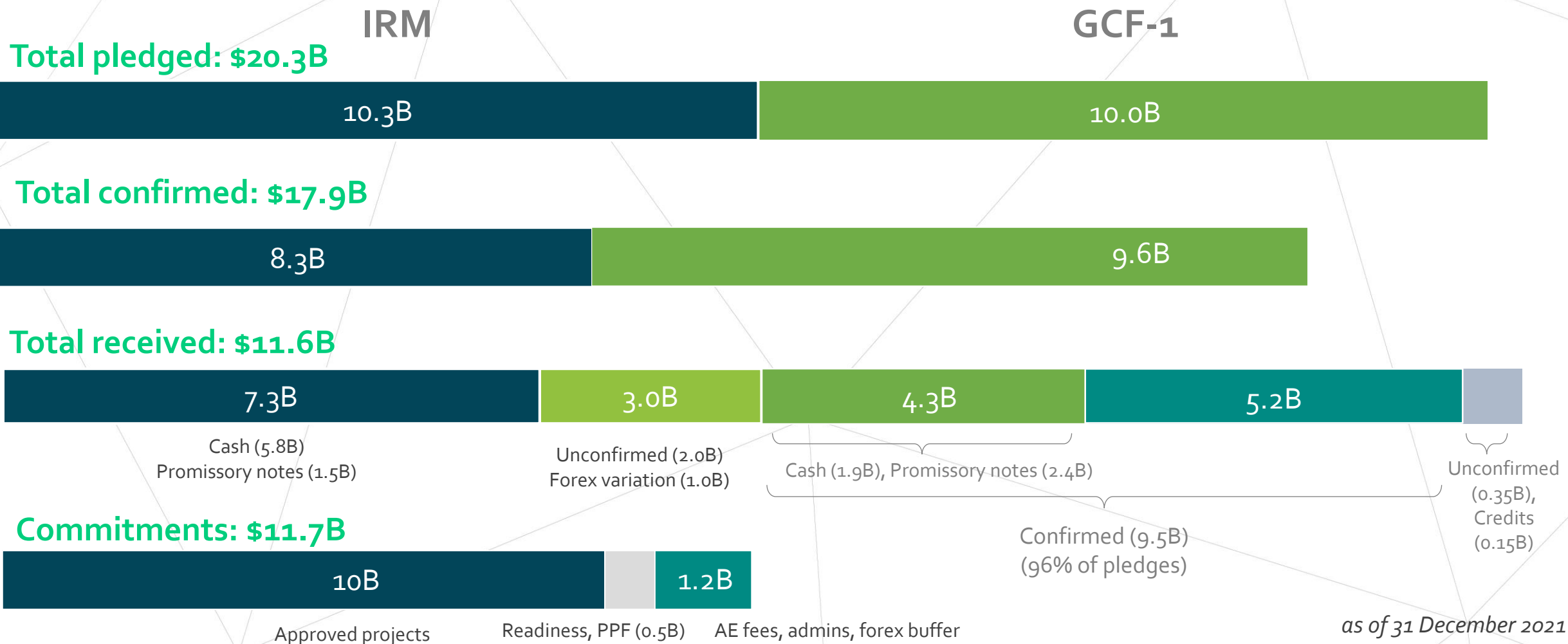
More cost effective

An independent assessment of the 'operating expense-to-total approved investments' ratio shows that GCF is on the lower end of the spectrum relative to 'near-peers'. This ratio has now fallen even further to 0.7 per cent.





Every dollar received is being committed for climate action

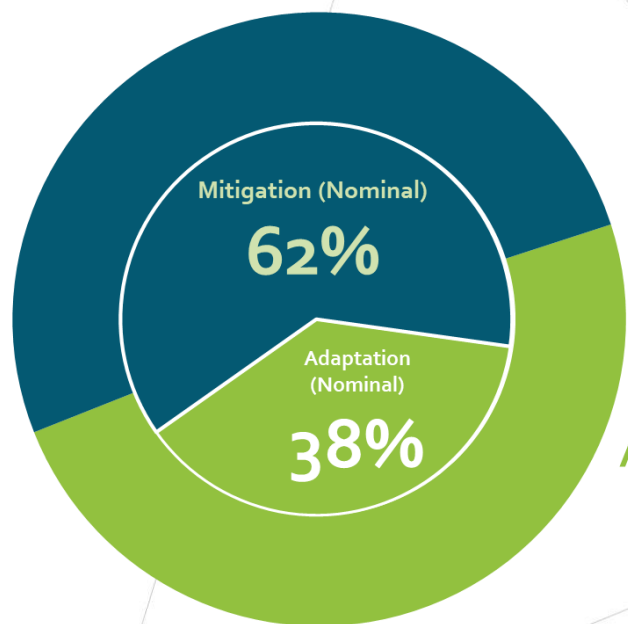


Our portfolio in focus:

Thematic areas and financial instruments

Mitigation
(GE)

51%

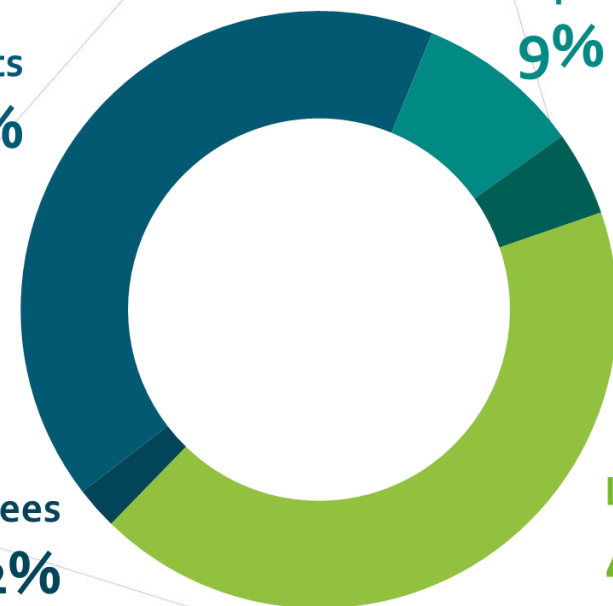


Adaptation
(GE)

49%

Grants
42%

Guarantees
2%

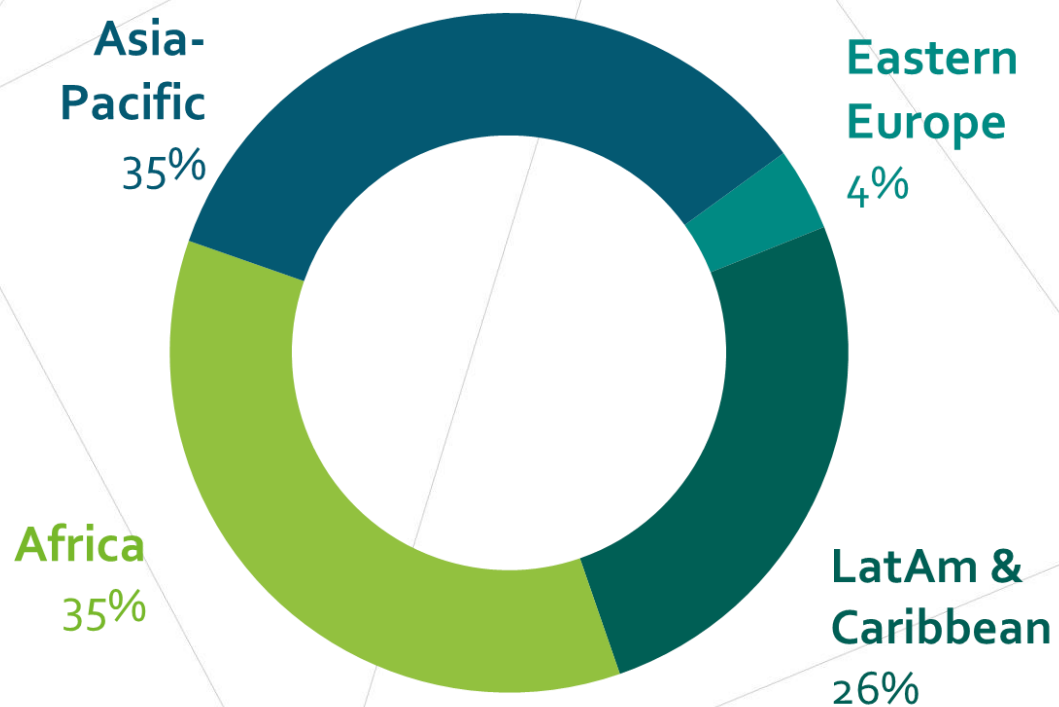


Equity
9%

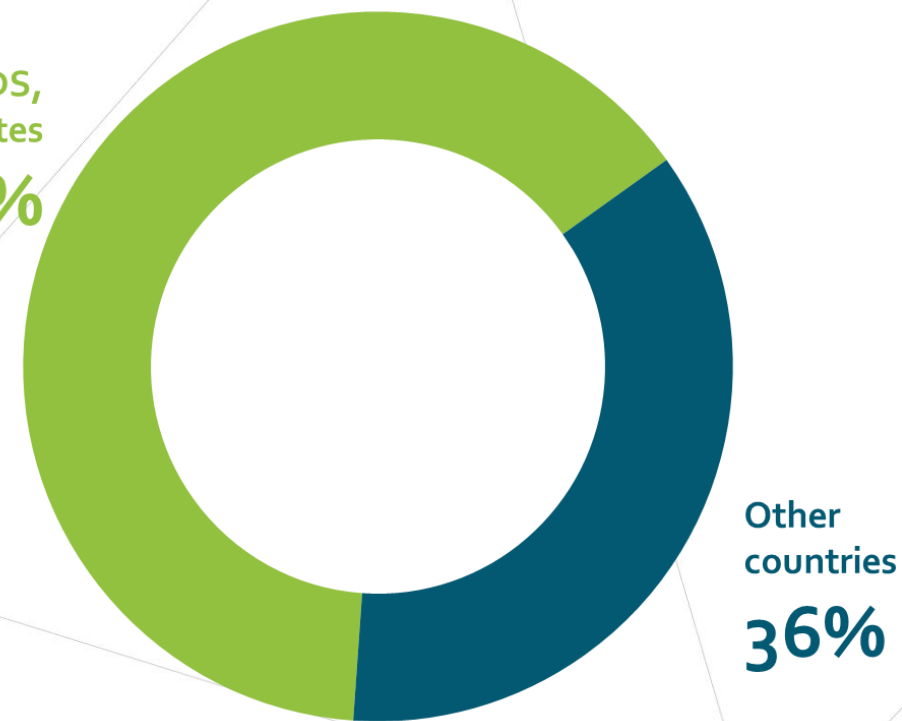
Results-
based
payment
5%

Loans
42%

Our portfolio in focus: *Regions*



LDCs, SIDS,
African States
64%





3. Support to Climate Technologies

GCF-1 Strategic Plan 2020-2023

Initial results on technology matters



Stronger alignment between GCF investment with National Priorities (e.g., NDCs, NAPs, TNAs, etc.)



Taking educated risks to promote technology d&t (e.g., Equity investments, Incubators & Accelerators, etc.)




Fostering collaboration with Technology Mechanism

What gets measured gets managed

GCF Integrated Results Management Framework

- **Core Indicator 6** – Measures the number of technologies and innovative solutions transferred or licensed
- **Supplementary indicator 2.5** - measures beneficiaries adopting innovations

Adoption of indicator 2.5 was originated from COP decision 9/CP.23, which was requested with a view to informing the Technology Mechanism of the UNFCCC



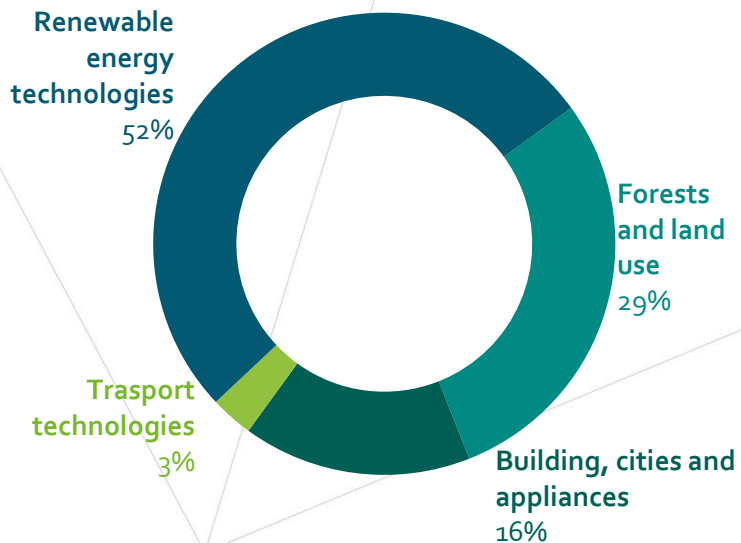
Snapshot of internal taxonomy analysis

Summary of analysis

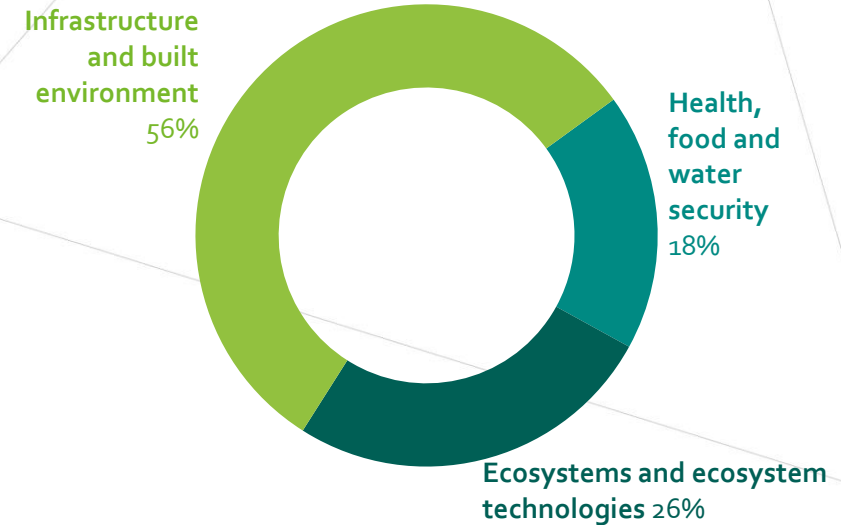
➔ **135 GCF projects** have at least one technology component (55 mitigation, 45 adaptation, 35 cross-cutting), *representing 68% of all GCF projects*

➔ **Identified 289** climate technology terms within portfolio

Mitigation technology

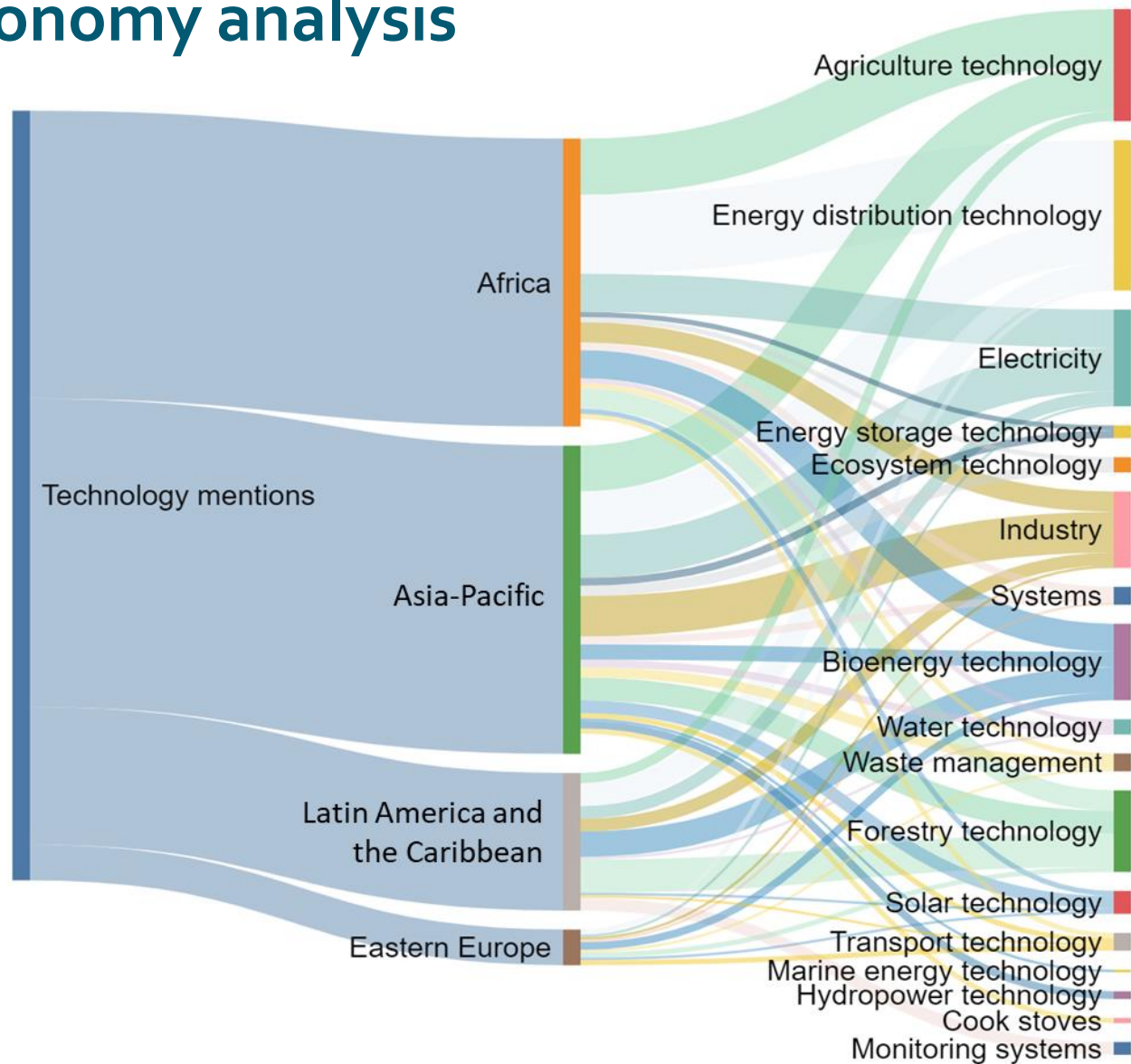


Adaptation technology

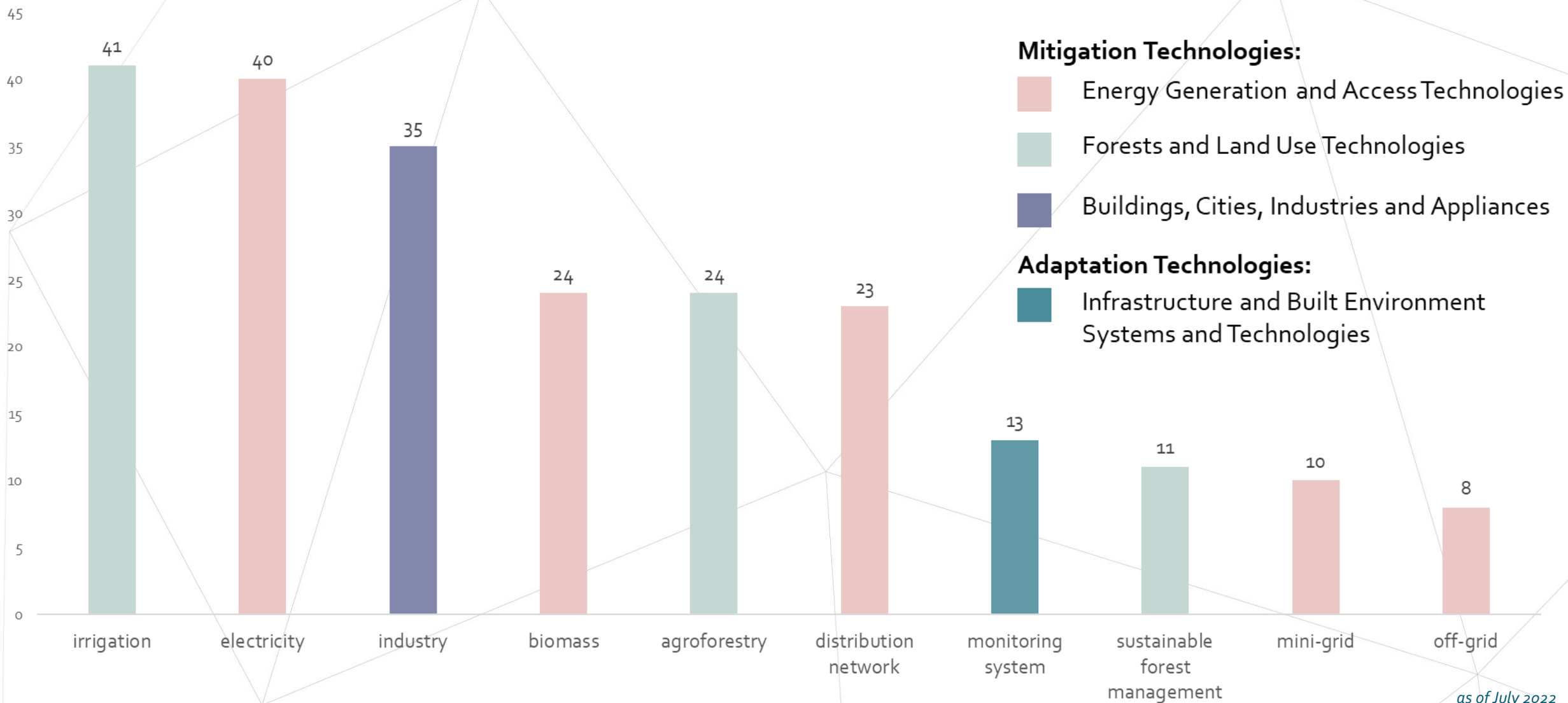


Snapshot of internal taxonomy analysis

Main Technology per Region



TOP 10 Technologies Mentions in GCF Portfolio



Readiness Support for technology

Status of Readiness Support for Technology

- As of August 2022, GCF approved **56 readiness** support for technology (**\$28.6 million**)
- **Specifically, for CTCN**, GCF Approved **30 readiness** by CTCN delivery partners (**\$10.4 million**).
- **Type of support:** Technology Needs Assessment & Action Plans (Enabling environment, capacity building, energy efficiency, agriculture, water, etc.)

Issues to be addressed

- **Underperformance of the CTCN portfolio: There was no new CTCN approval since July 2021** (all 13 additional readiness grants approved were by non-CTCN delivery partners)
- **Delays** observed in some CTCN grants associated with implementation of readiness Delivery Partner agreements
- Challenges associated with **the quality of reporting**

by Delivery Partner

30
readiness
by CTCN
partners

26
readiness
by non-
CTCN
partners

by Region

25 in Africa

16 in
LAC

14 in
Asia-
Pacific

1 Eastern Europe

Support for catalyzing Technology Incubators and Accelerators

Continue to advance the workstreams of climate technology incubators and accelerators

- **Constructive consultation process:** Extensive consultations held with stakeholders, including members of CTCN and TEC communities, in the advancement of the Technology Incubators and Accelerators efforts
- **RFP:** Completed development of the terms of reference for a dedicated RFP for the climate technology incubators and accelerators. The TOR under Board consideration
- **GCF FP/CNs financing technology incubators and accelerators:** 1) a GCF FP expected to be tabled for Board deliberation at B.34; 2) a CN by another AE reaching maturity for the full FP development

GCF Portfolio of Approved Funding Proposals

Examples of technology elements




FP188 Climate Resilient Fishery Initiative for Livelihood Improvement in the Gambia

Promoting the adoption of **aquaculture technologies** that provide organic fertilizers for farming as well as produce fish

Total project funding:	\$25 million
GCF funding:	\$17 million
Project beneficiaries:	417 thousands
Accredited Entities:	FAO

Gambia



FP189 E-mobility Program for Sustainable Cities in Latin America and the Caribbean

Facilitating technology transfer through identification and design of appropriate **e-mobility technologies**

Total project funding:	\$450 million
GCF funding:	\$200 million
Project beneficiaries:	8.9 million
Accredited Entities:	IDB

Barbados, Chiles, Colombia, Costa Rica, Dominican Republic, Jamaica, Panama, Paraguay, Uruguay

5 Key areas for *enhancing technology work*



1. Create long-term vision and linkage between TNA, NDC, CP, EWP, FP



2. Tailor approaches, not one-size fits all / response to country needs



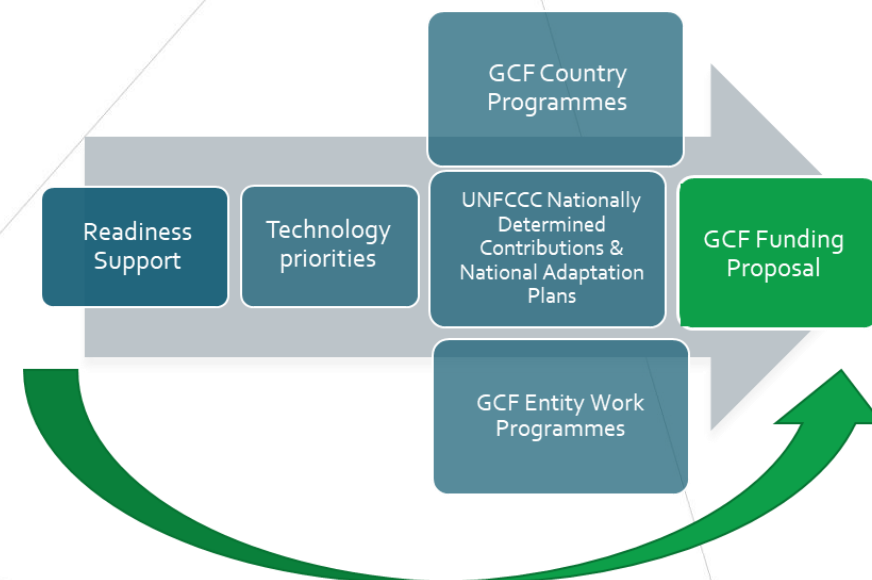
3. Enhance coordination between NDE and NDA



4. Increase ambition for transformative technologies



5. Ensure complementarity and coherence across Funds



Potential areas for enhancing GCF-CTCN Cooperation

Consistent with relevant COP Guidance

Building on Readiness Support

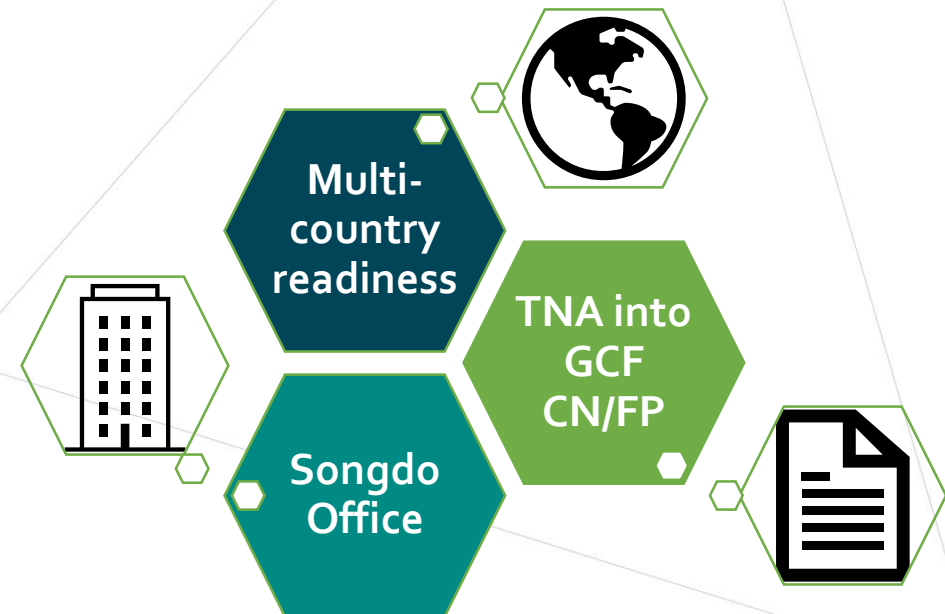
- **Development of multi-country** readiness proposal (e.g., CPDAE)
- Discuss with GCF if/how to provide support to Direct Access Entities
- Discuss with GCF how to transfer knowledge from Readiness to Project Preparation Facility (PPF)


TNA translated into GCF CN/FP

- **Facilitate NDE – NDA engagement** to translate TNA findings into GCF Concept Notes and Funding Proposals
- Conduct portfolio analysis for lessons learned and opportunities

CTCN Songdo Office

- **Discuss office's role** in strengthening collaboration with GCF and firewalls





GREEN CLIMATE FUND

Mr. Emerson Resende
Climate Policy Specialist
Office of Governance Affairs
eresende@gcfund.org