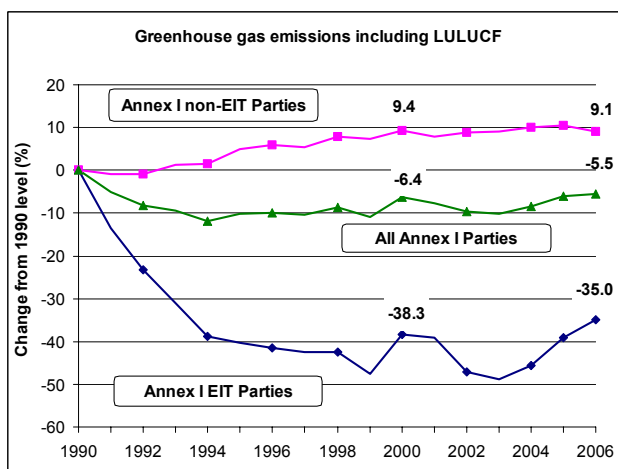
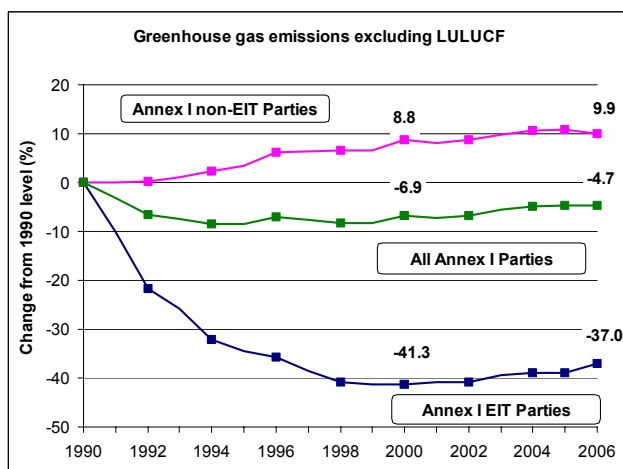


Part 1: 1990-2006 trends for Annex I Parties (41) to the Convention

Party	1990–2006 change of GHG emissions		Party	1990–2006 change of GHG emissions	
	excluding LULUCF (%)	including LULUCF (%)		excluding LULUCF (%)	including LULUCF (%)
Australia	+28.8	+6.6	Liechtenstein	+19.0	+20.5
Austria	+15.1	+12.5	Lithuania*	-53.0	-60.2
Belarus*	-36.4	-47.8	Luxembourg	+1.0	+1.1
Belgium	-5.2	-5.0	Monaco	-13.1	-13.1
Bulgaria* ^a	-46.2	-50.4	Netherlands	-2.0	-2.0
Canada	+21.7	+54.8	New Zealand	+25.7	+33.0
Croatia* ^a	-5.2	-17.6	Norway	+7.7	-28.7
Czech Republic*	-23.7	-23.9	Poland* ^a	-28.9	-32.2
Denmark	+2.2	-1.1	Portugal	40.0	+29.6
Estonia*	-54.6	-57.5	Romania* ^a	-44.4	-52.2
EC ^b	-2.2	-4.6	Russian Federation*	-34.2	-29.3
Finland	+13.2	-10.8	Slovakia*	-33.6	-35.7
France	-3.5	-9.4	Slovenia* ^a	+1.2	-15.4
Germany	-18.2	-19.3	Spain	+50.6	+53.5
Greece	+27.3	+26.2	Sweden	-8.7	+110.6
Hungary* ^a	-32.1	-34.9	Switzerland	+0.8	+1.5
Iceland	+24.2	+9.8	Turkey**	+95.1	+102.9
Ireland	+25.6	+24.3	Ukraine*	-51.9	-52.0
Italy	+9.9	+4.1	United Kingdom	-15.1	-15.6
Japan	+5.3	+5.8	United States	+14.4	+14.0
Latvia*	-56.1	-207.4			



	Changes 1990–2006, %			Changes 2000–2006, %		
	All Annex I Parties	Annex I non-EITs	Annex I EITs	All Annex I Parties	Annex I non-EITs	Annex I EITs
GHG emissions excluding LULUCF	-5	+10	-37	+2	+1	+7
GHG emissions including LULUCF	-6	+9	-35	+1	~0	+5

Abbreviations: LULUCF = land use, land-use change and forestry; EIT = economy in transition.

^a Data for the base year defined by decisions 9/CP.2 and 11/CP.4 (Bulgaria (1988), Hungary (average of 1985–1987), Poland (1988), Romania (1989), Slovenia (1986)) are used for this Party instead of 1990 data. The change of the base year level for Croatia (decision 7/CP.12) is not reflected here.

^b Emission estimates of the European Community (EC) are reported separately from those of its member States.

* A Party undergoing the process of transition to a market economy (an EIT Party).

** Decision 26/CP.7 invited Parties to recognize the special circumstances of Turkey, which place Turkey in a situation different from that of other Parties included in Annex I to the Convention.

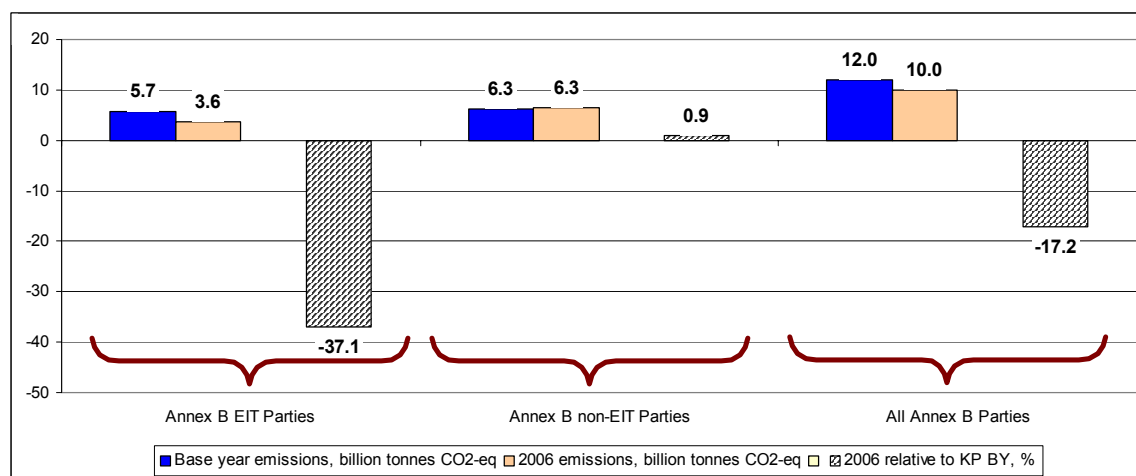
UNFCCC fact sheet on 1990-2006 emission trends

Part 2: 1990-2006 trends for Annex B Parties (39) to the Kyoto Protocol

Party	2006 change in GHG emissions compared to KP base year ^a (%)	Emission reduction target under Kyoto Protocol (%)	Party	2006 change in GHG emissions compared to KP base year ^a (%)	Emission reduction target under Kyoto Protocol (%)
Australia	n.a. ^d	+8.0	Latvia*	-55.1	-8.0
Austria	+15.2	-13.0	Liechtenstein	+19.0	-8.0
Belarus*	n.a. ^d	-8.0 ^c	Lithuania*	-53.0	-8.0
Belgium	-6.0	-7.5	Luxembourg	+1.2	-28.0
Bulgaria*	-46.2	-8.0	Monaco	-13.1	-8.0
Canada	+21.3	-6.0	Netherlands	-2.6	-6.0
Croatia*	n.a. ^d	-5.0	New Zealand	+25.8	0
Czech Republic*	-23.7	-8.0	Norway	+7.8	+1.0
Denmark	+1.7	-21.0	Poland*	-28.9	-6.0
Estonia*	-55.7	-8.0	Portugal	+37.6	+27.0
EC ^b	-2.7	-8.0	Romania** ^a	-43.7	-8.0
Finland	+13.1	0	Russian Federation*	-34.1	0
France	-4.0	0	Slovakia*	-32.1	-8.0
Germany	-18.5	-21.0	Slovenia*	+1.2	-8.0
Greece	+24.4	+25.0	Spain	+49.5	+15.0
Hungary*	-31.9	-6.0	Sweden	-8.9	+4.0
Iceland	+25.7	+10.0	Switzerland	+0.8	-8.0
Ireland	+25.5	+13.0	Ukraine*	-51.9	0
Italy	+9.9	-6.5	United Kingdom	-15.9	-12.5
Japan	+6.2	-6.0			

Note 1: the emission reduction targets under the Kyoto Protocol can be achieved not only with domestic emission reductions but also with the use of credits from LULUCF activities and from market-based flexibility mechanisms (emissions trading, joint implementation (JI), clean development mechanism (CDM)); the possible use of such credits is not reflected in the table above.

Note 2: Targets under the "burden-sharing" agreement of the European Community (EC) are shown in italics.



Changes in GHG emissions from Kyoto Protocol base year to 2006, %

All Annex B Parties	Annex B non-EITs	Annex B EITs
-17	+1	-37

Abbreviations: KP = Kyoto Protocol; LULUCF = land use, land-use change and forestry; EIT = economy in transition, "n.a." = not available.

^a GHG emissions are calculated as follows: (1) for the base year under the Kyoto Protocol, the relevant KP rules are used, including special base year definitions and inclusion of emissions from deforestation if appropriate; note that the base year definition under the Kyoto Protocol slightly differs from that under the Convention; (2) for 2006, GHG emissions without LULUCF are taken.

^b Emission estimates of the European Community (EC) are reported separately from those of its member States.

^c The amendment to the Kyoto Protocol with an emission reduction target for Belarus adopted by decision 10/CMP.2 has not entered into force yet.

^d Although 2006 emissions data are available, the change cannot yet be calculated accurately because the initial review has not yet been completed and therefore base year data are not yet final.

* A Party undergoing the process of transition to a market economy (an EIT Party).