



Summary of GHG Emissions for Turkey

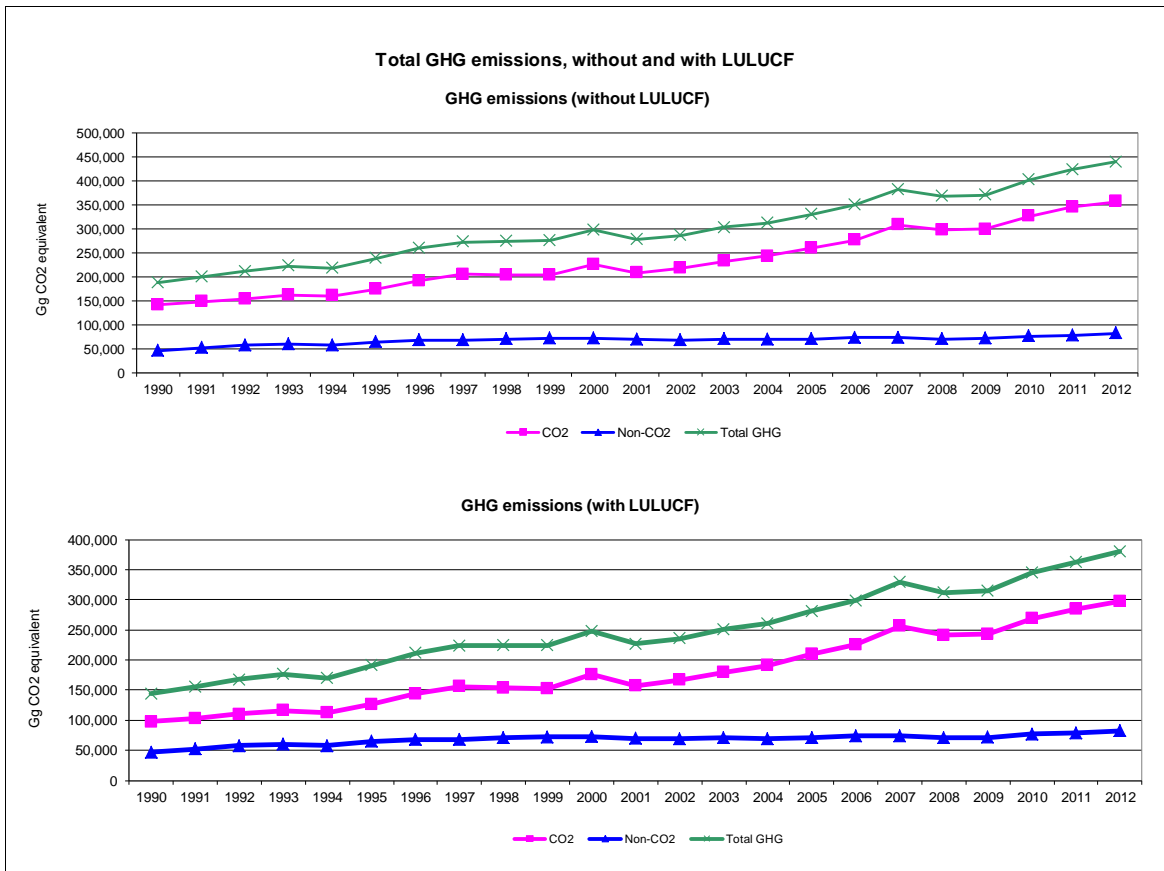
Base year (Convention) = 1990

	Emissions, in Gg CO ₂ equivalent		
	1990	2000	2012
CO ₂ emissions without LULUCF	141,560.0	225,608.6	357,498.2
CO ₂ net emissions/removals by LULUCF	-44,070.1	-50,058.7	-59,815.1
CO ₂ net emissions/removals with LULUCF	97,489.9	175,549.9	297,683.1
GHG emissions without LULUCF	188,434.2	298,090.9	439,873.7
GHG net emissions/removals by LULUCF	-44,070.1	-50,058.6	-59,815.0
GHG net emissions/removals with LULUCF	144,364.1	248,032.2	380,058.7

	Changes in emissions, in per cent		
	From 1990 to 2000	From 2000 to 2012	From 1990 to 2012
CO ₂ emissions without LULUCF	59.4	58.5	152.5
CO ₂ net emissions/removals by LULUCF	13.6	19.5	35.7
CO ₂ net emissions/removals with LULUCF	80.1	69.6	205.3
GHG emissions without LULUCF	58.2	47.6	133.4
GHG net emissions/removals by LULUCF	13.6	19.5	35.7
GHG net emissions/removals with LULUCF	71.8	53.2	163.3

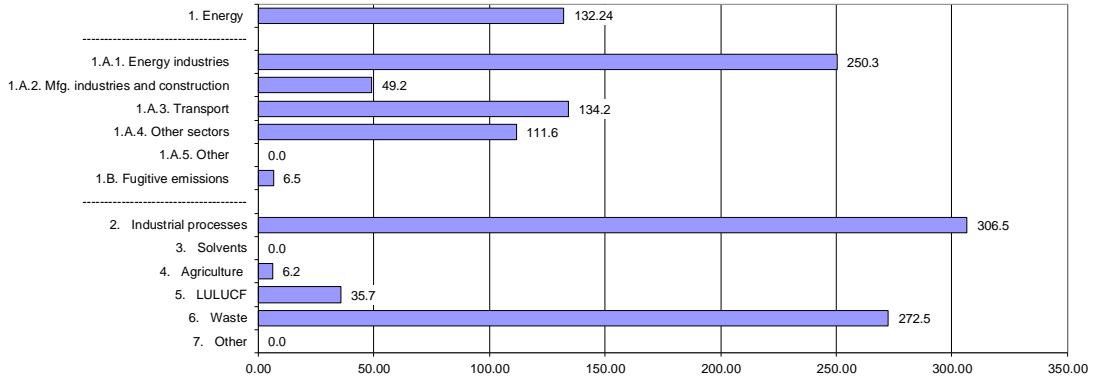
	Average annual growth rates, in per cent per year		
	From 1990 to 2000	From 2000 to 2012	From 1990 to 2012
CO ₂ emissions without LULUCF	4.8	3.9	4.3
CO ₂ net emissions/removals by LULUCF	1.3	1.5	1.4
CO ₂ net emissions/removals with LULUCF	6.1	4.5	5.2
GHG emissions without LULUCF	4.7	3.3	3.9
GHG net emissions/removals by LULUCF	1.3	1.5	1.4
GHG net emissions/removals with LULUCF	5.6	3.6	4.5

The base year under the Climate Change Convention is 1990 except for Bulgaria (1988), Hungary (average of 1985 to 1987), Poland (1988), Romania (1989) and Slovenia (1986), as defined by decisions 9/CP.2 and 11/CP.4.



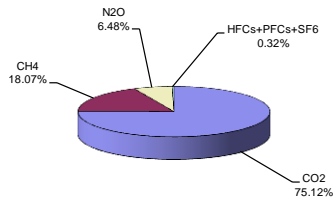


Change in GHG emissions/removals from 1990 to 2012, %

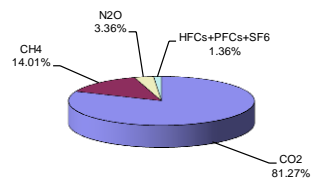


GHG emissions by gas

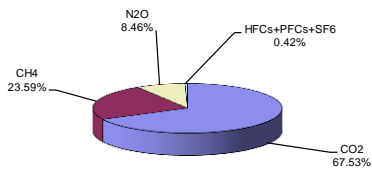
1990 (without LULUCF)



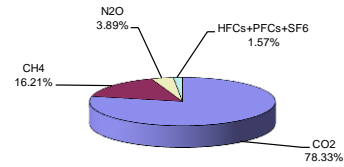
2012 (without LULUCF)



1990 (with LULUCF)

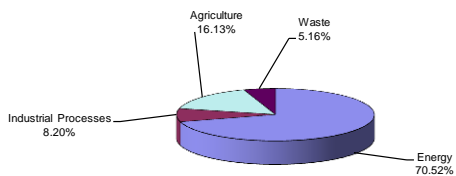


2012 (with LULUCF)

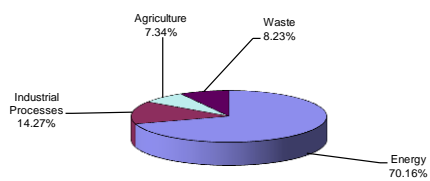


GHG emissions by sector (without LULUCF)

1990

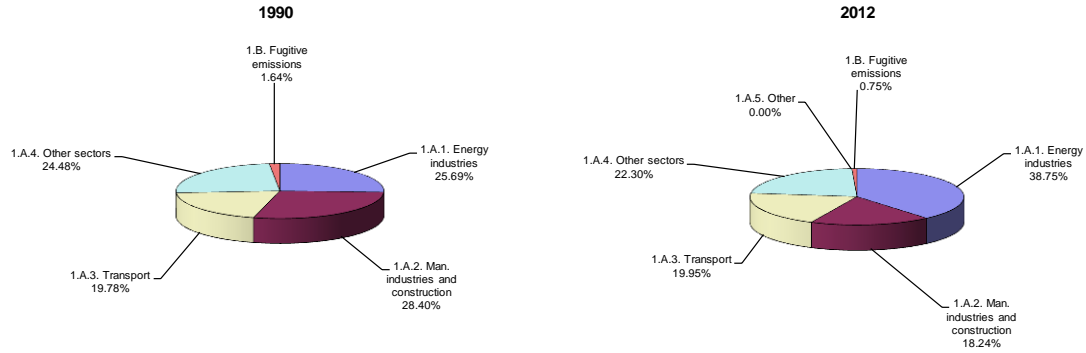


2012

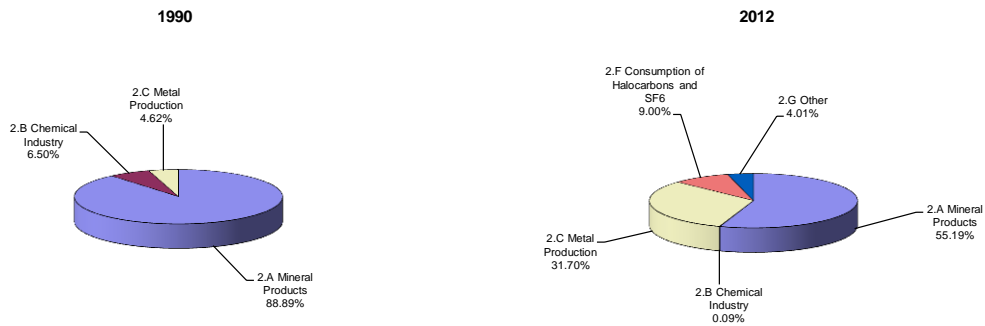




Breakdown of GHG emissions within the energy sector



Breakdown of GHG emissions within the industrial processes sector



Breakdown of GHG emissions within the agriculture sector

