



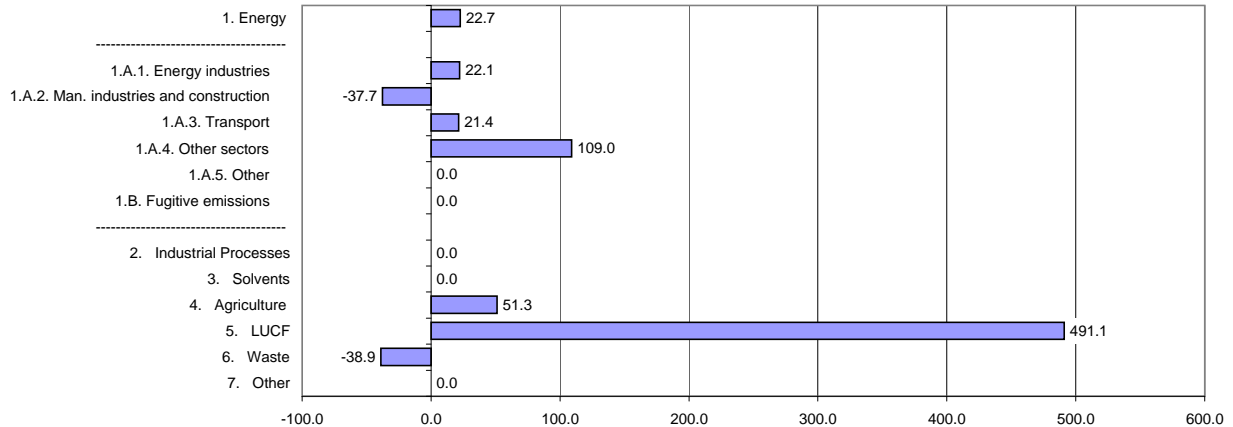
Emissions Summary for Tonga

| | Emissions, in Gg CO ₂ equivalent | | |
|--|---|----------|------------------------------|
| | 1994 | 2000 | Latest available year (2000) |
| CO ₂ emissions without LUCF | 80.0 | 94.9 | 94.9 |
| CO ₂ net emissions/removals by LUCF | -309.6 | -1,830.3 | -1,830.3 |
| CO ₂ net emissions/removals with LUCF | -229.7 | -1,735.4 | -1,735.4 |
| GHG emissions without LUCF | 229.2 | 245.1 | 245.1 |
| GHG net emissions/removals by LUCF | -309.6 | -1,830.3 | -1,830.3 |
| GHG net emissions/removals with LUCF | -80.4 | -1,585.2 | -1,585.2 |


| | Changes in emissions, in per cent |
|--|-----------------------------------|
| | From 1994 to 2000 |
| CO ₂ emissions without LUCF | 18.7 |
| CO ₂ net emissions/removals by LUCF | 491.1 |
| CO ₂ net emissions/removals with LUCF | 655.7 |
| GHG emissions without LUCF | 6.9 |
| GHG net emissions/removals by LUCF | 491.1 |
| GHG net emissions/removals with LUCF | 1,871.4 |

| | Average annual growth rates, in per cent per year |
|--|---|
| | From 1994 to 2000 |
| CO ₂ emissions without LUCF | 2.9 |
| CO ₂ net emissions/removals by LUCF | 34.5 |
| CO ₂ net emissions/removals with LUCF | 40.1 |
| GHG emissions without LUCF | 1.1 |
| GHG net emissions/removals by LUCF | 34.5 |
| GHG net emissions/removals with LUCF | 64.4 |

Change in GHG emissions/removals from 1994 to 2000, %



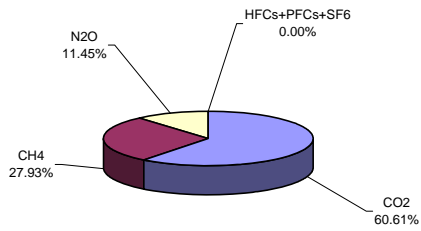
GHG emissions by gas (without LUCF)



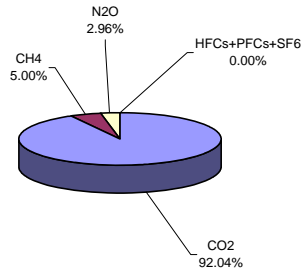


GHG emissions by gas (with LUCF)

1994 (with LULUCF)

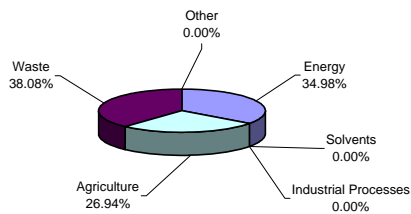


2000 (with LULUCF)

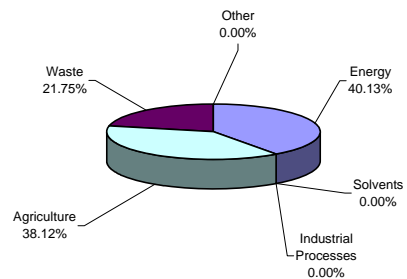


GHG emissions by sector (without LUCF)

1994

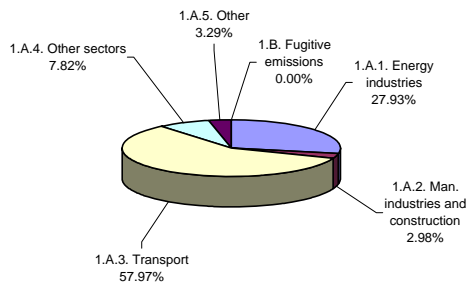


2000

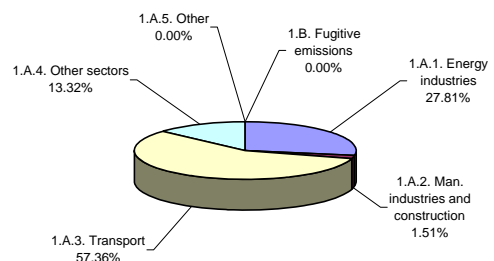


Breakdown of GHG emissions within the energy sector

1994



2000



Breakdown of GHG emissions within the industrial processes sector

1994

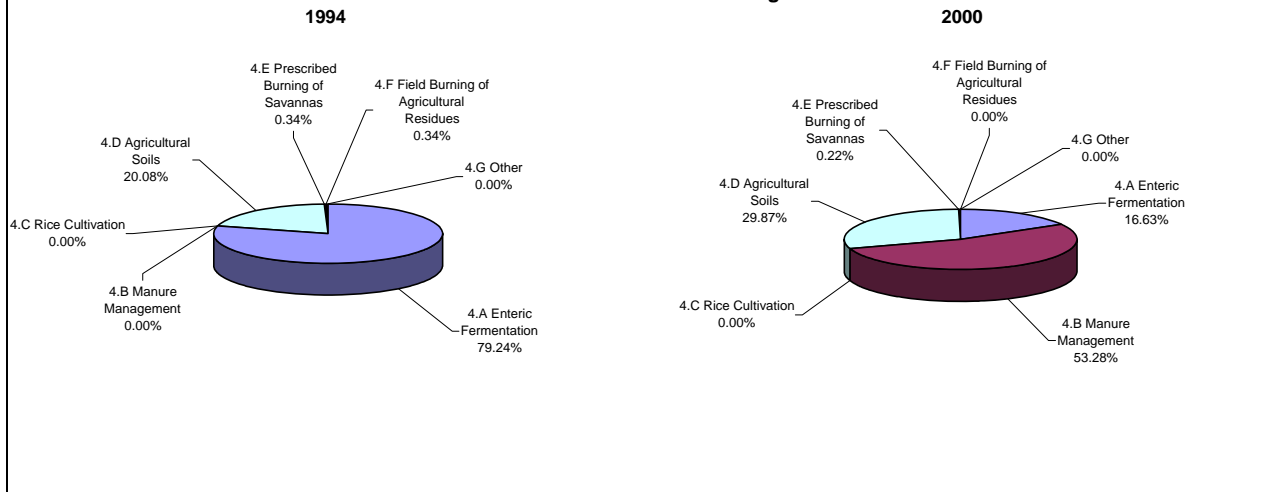
2000

NO DATA

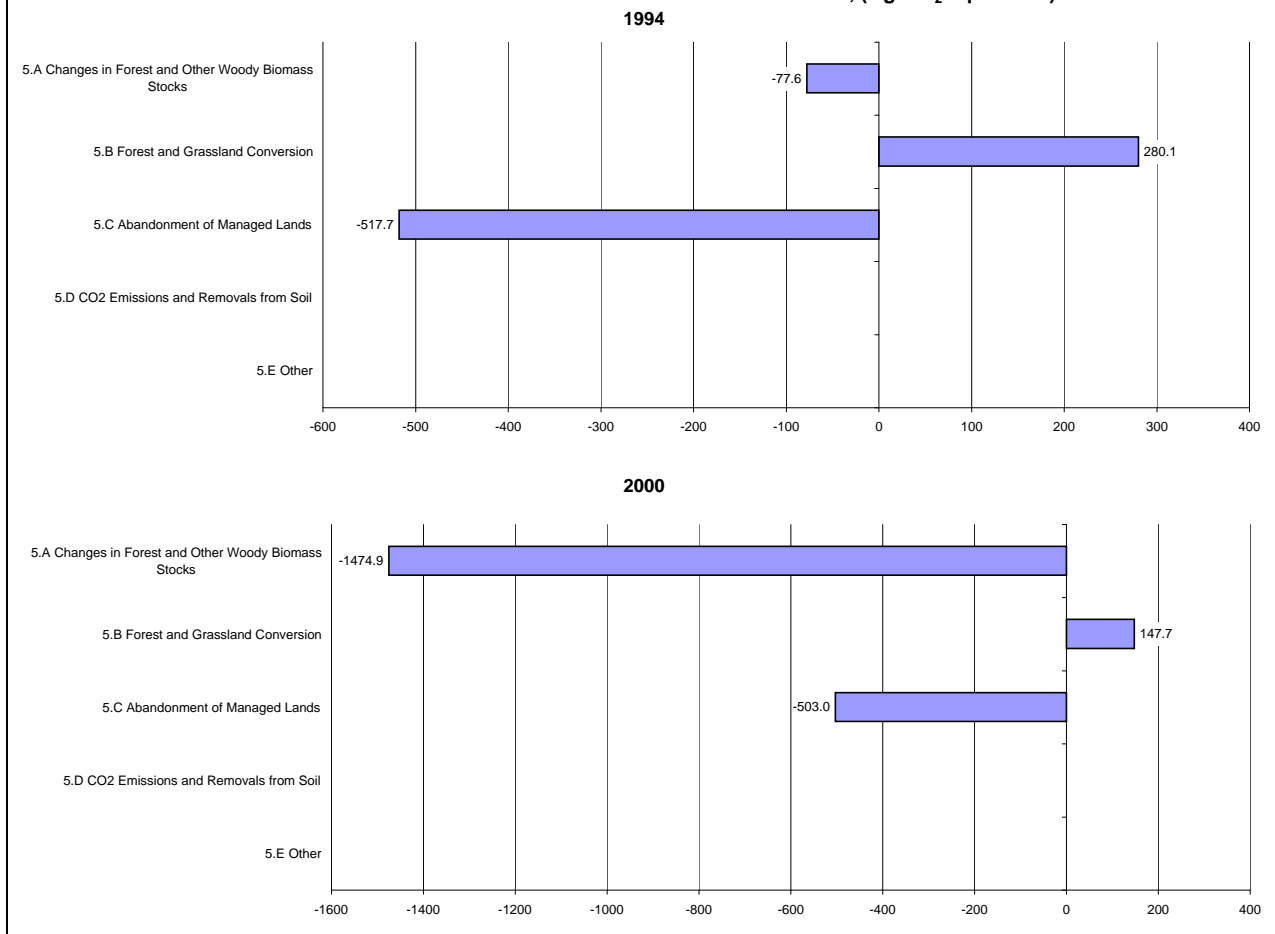
NO DATA



Breakdown of GHG emissions within the agriculture sector



Breakdown of GHG emissions/removals within the LUCF sector, (Gg CO₂ equivalent)





Breakdown of GHG emissions within the waste sector

1994

2000

