

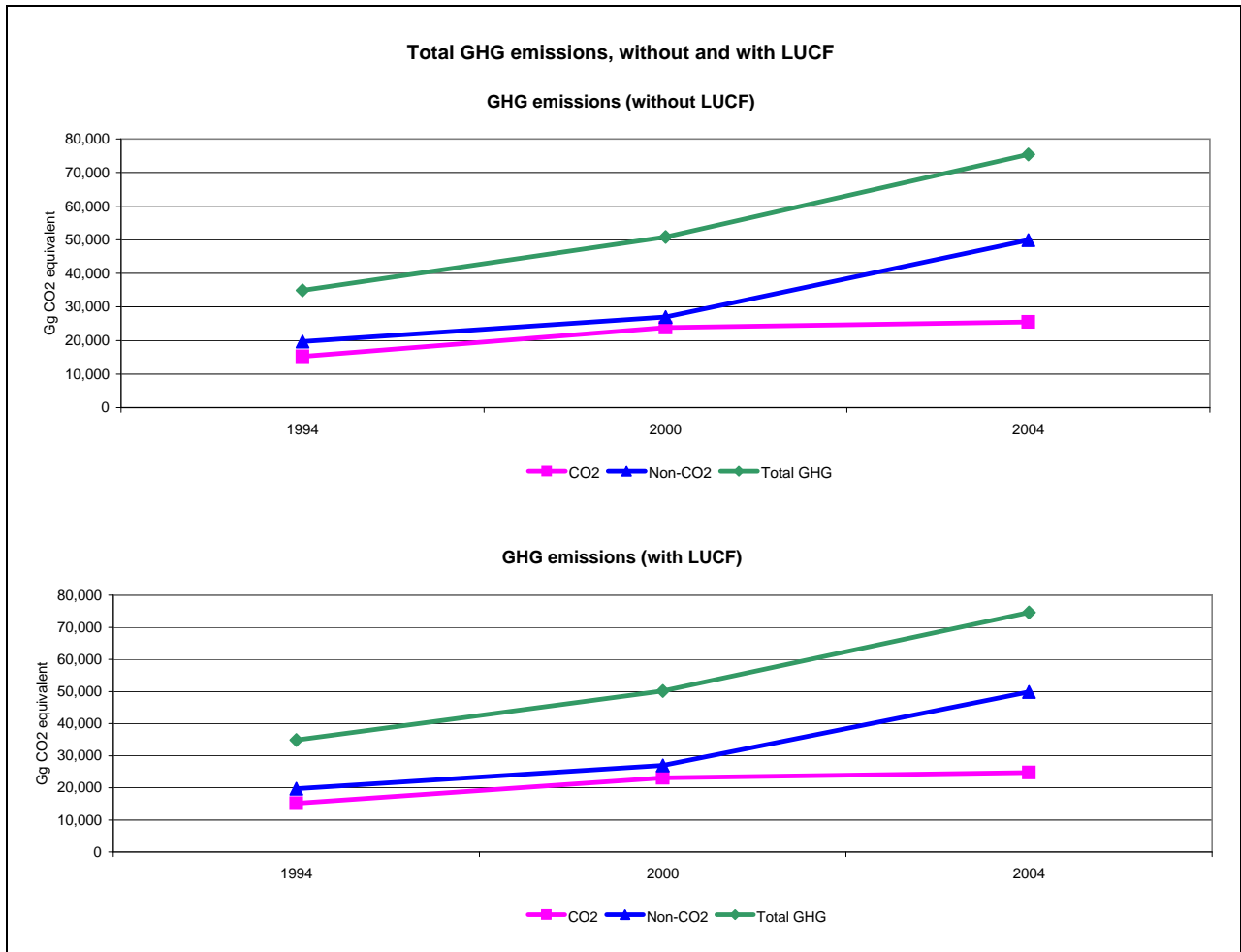


## Emissions Summary for Turkmenistan

	Emissions, in Gg CO <sub>2</sub> equivalent		
	1994	2000	Latest available year (2004)
CO <sub>2</sub> emissions without LUCF	15,197.7	23,822.9	25,526.1
CO <sub>2</sub> net emissions/removals by LUCF		-714.3	-830.0
CO <sub>2</sub> net emissions/removals with LUCF	15,197.7	23,108.6	24,696.1
GHG emissions without LUCF	34,901.2	50,816.6	75,408.5
GHG net emissions/removals by LUCF		-714.3	-830.0
GHG net emissions/removals with LUCF	34,901.2	50,102.3	74,578.5

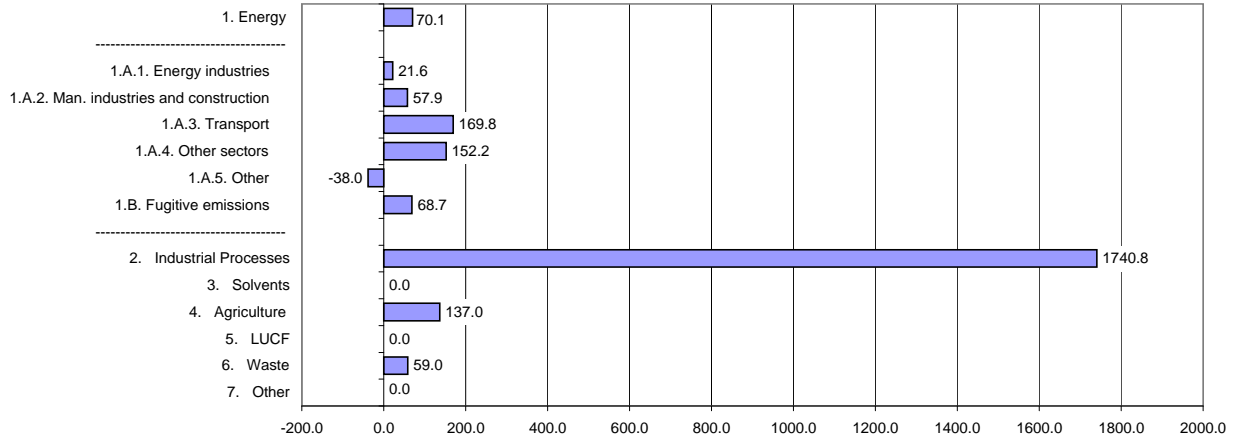
	Changes in emissions, in per cent		
	From 1994 to 2000	From 2000 to latest available year (2004)	From 1994 to latest available year (2004)
CO <sub>2</sub> emissions without LUCF	56.8	7.1	68.0
CO <sub>2</sub> net emissions/removals by LUCF	--	16.2	--
CO <sub>2</sub> net emissions/removals with LUCF	52.1	6.9	62.5
GHG emissions without LUCF	45.6	48.4	116.1
GHG net emissions/removals by LUCF	--	16.2	--
GHG net emissions/removals with LUCF	43.6	48.9	113.7

	Average annual growth rates, in per cent per year		
	From 1994 to 2000	From 2000 to latest available year (2004)	From 1994 to latest available year (2004)
CO <sub>2</sub> emissions without LUCF	7.8	1.7	5.3
CO <sub>2</sub> net emissions/removals by LUCF	--	3.8	--
CO <sub>2</sub> net emissions/removals with LUCF	7.2	1.7	5.0
GHG emissions without LUCF	6.5	10.4	8.0
GHG net emissions/removals by LUCF	--	3.8	--
GHG net emissions/removals with LUCF	6.2	10.5	7.9



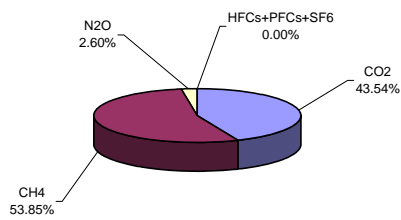


Change in GHG emissions/removals from 1994 to 2004, %

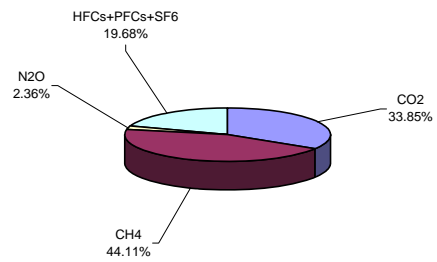


GHG emissions by gas

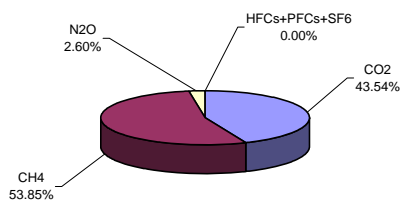
1994 (without LUCF)



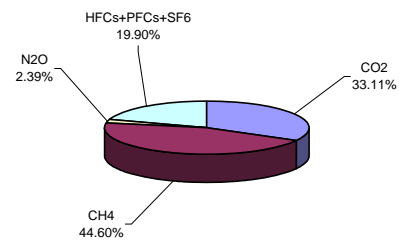
2004 (without LUCF)



1994 (with LUCF)

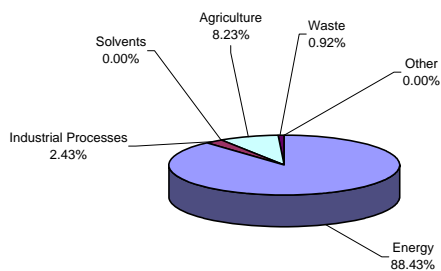


2004 (with LUCF)

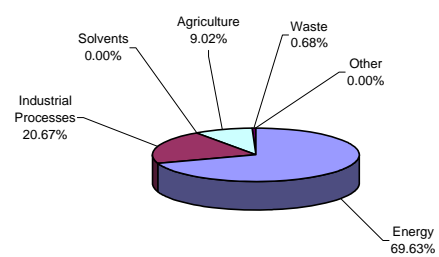


GHG emissions by sector (without LUCF)

1994



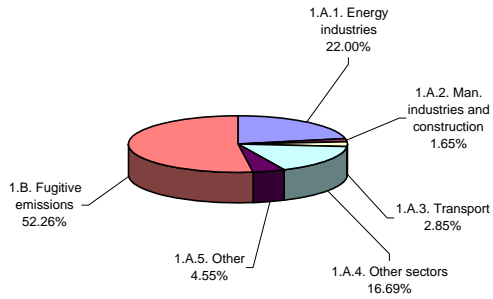
2004



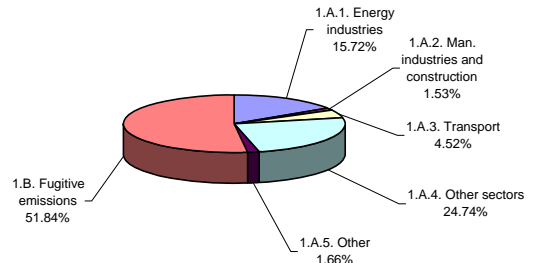


### Breakdown of GHG emissions within the energy sector

1994

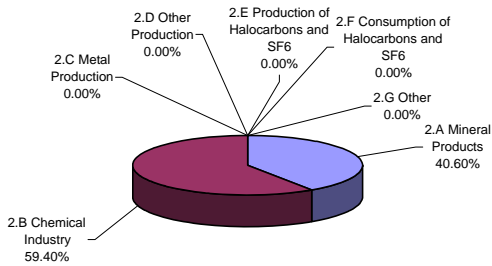


2004

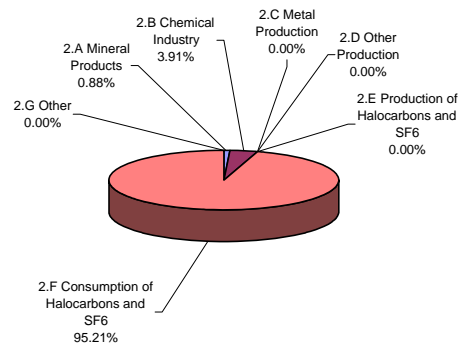


### Breakdown of GHG emissions within the industrial processes sector

1994

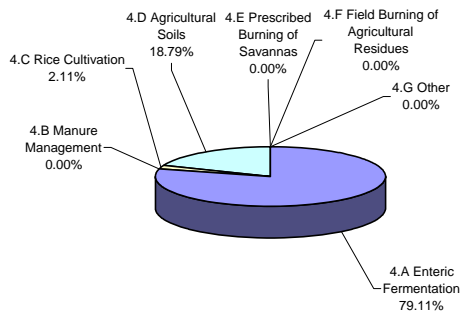


2004

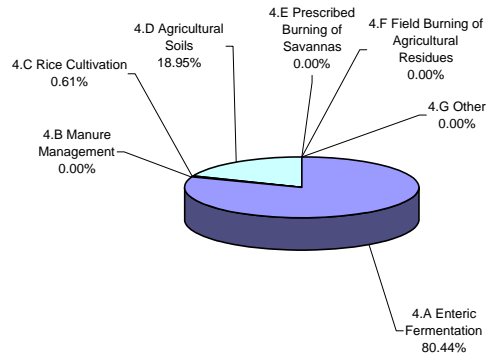


### Breakdown of GHG emissions within the agriculture sector

1994



2004

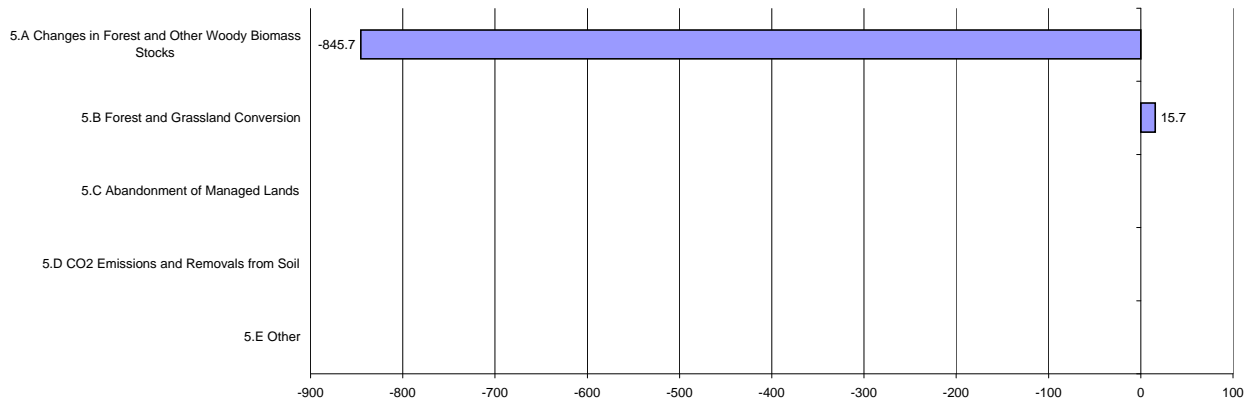




### Breakdown of GHG emissions/removals within the LUCF sector, (Gg CO<sub>2</sub> equivalent) 1994

NO DATA

2004



### Breakdown of GHG emissions within the waste sector

1994

2004

