



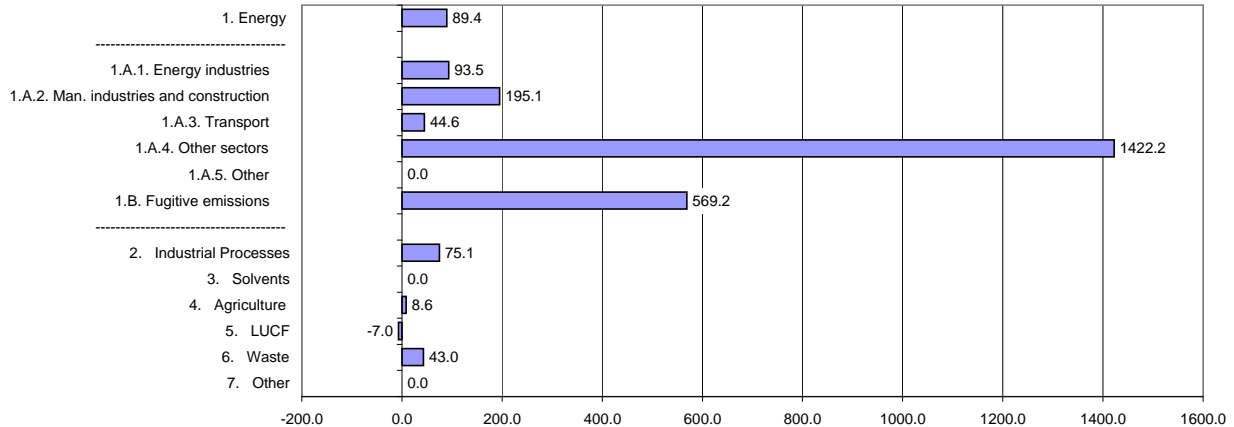
## Emissions Summary for Saudi Arabia

	Emissions, in Gg CO <sub>2</sub> equivalent		
	1990	2000	Latest available year (2000)
CO <sub>2</sub> emissions without LUCF	138,265.5	256,720.0	256,720.0
CO <sub>2</sub> net emissions/removals by LUCF	-15,240.0	-14,168.5	-14,168.5
CO <sub>2</sub> net emissions/removals with LUCF	123,025.5	242,551.5	242,551.5
GHG emissions without LUCF	165,269.0	296,059.9	296,059.9
GHG net emissions/removals by LUCF	-15,240.0	-14,168.5	-14,168.5
GHG net emissions/removals with LUCF	150,029.0	281,891.4	281,891.4


	Changes in emissions, in per cent
	From 1990 to 2000
CO <sub>2</sub> emissions without LUCF	85.7
CO <sub>2</sub> net emissions/removals by LUCF	-7.0
CO <sub>2</sub> net emissions/removals with LUCF	97.2
GHG emissions without LUCF	79.1
GHG net emissions/removals by LUCF	-7.0
GHG net emissions/removals with LUCF	87.9

	Average annual growth rates, in per cent per year
	From 1990 to 2000
CO <sub>2</sub> emissions without LUCF	6.4
CO <sub>2</sub> net emissions/removals by LUCF	-0.7
CO <sub>2</sub> net emissions/removals with LUCF	7.0
GHG emissions without LUCF	6.0
GHG net emissions/removals by LUCF	-0.7
GHG net emissions/removals with LUCF	6.5

Change in GHG emissions/removals from 1990 to 2000, %



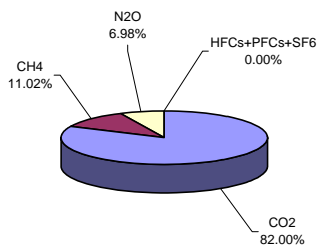
GHG emissions by gas (without LUCF)



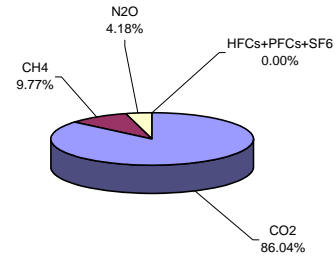


**GHG emissions by gas (with LULUCF)**

**1990 (with LULUCF)**

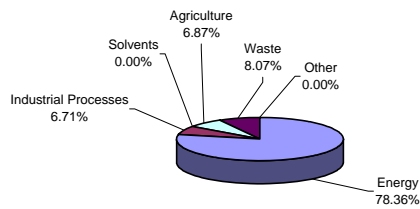


**2000 (with LULUCF)**

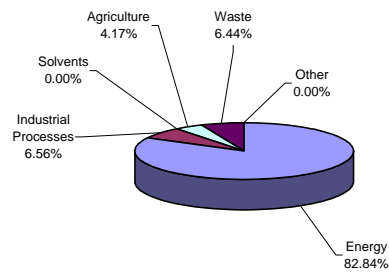


**GHG emissions by sector (without LUCF)**

**1990**

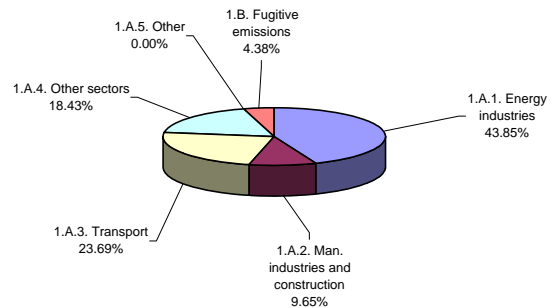
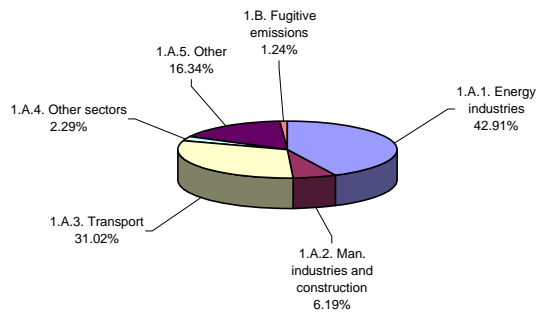


**2000**



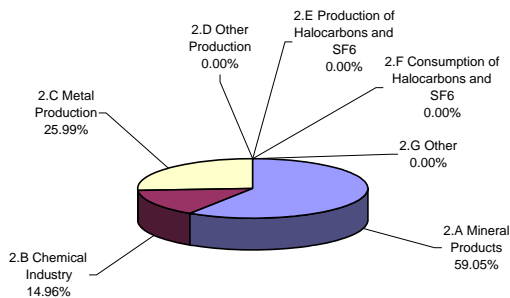
**Breakdown of GHG emissions within the energy sector**

**2000**

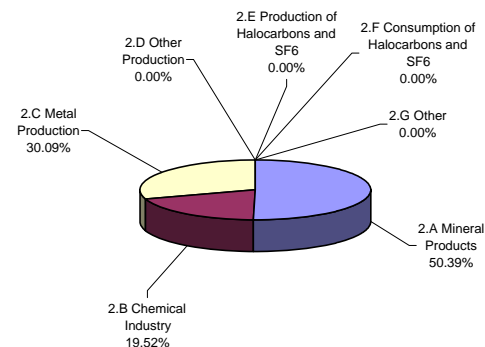


**Breakdown of GHG emissions within the industrial processes sector**

**1990**

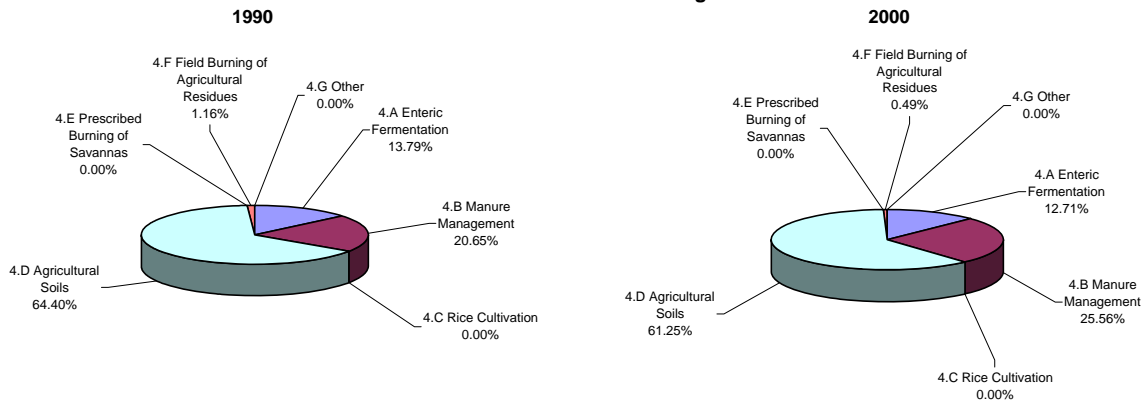


**2000**

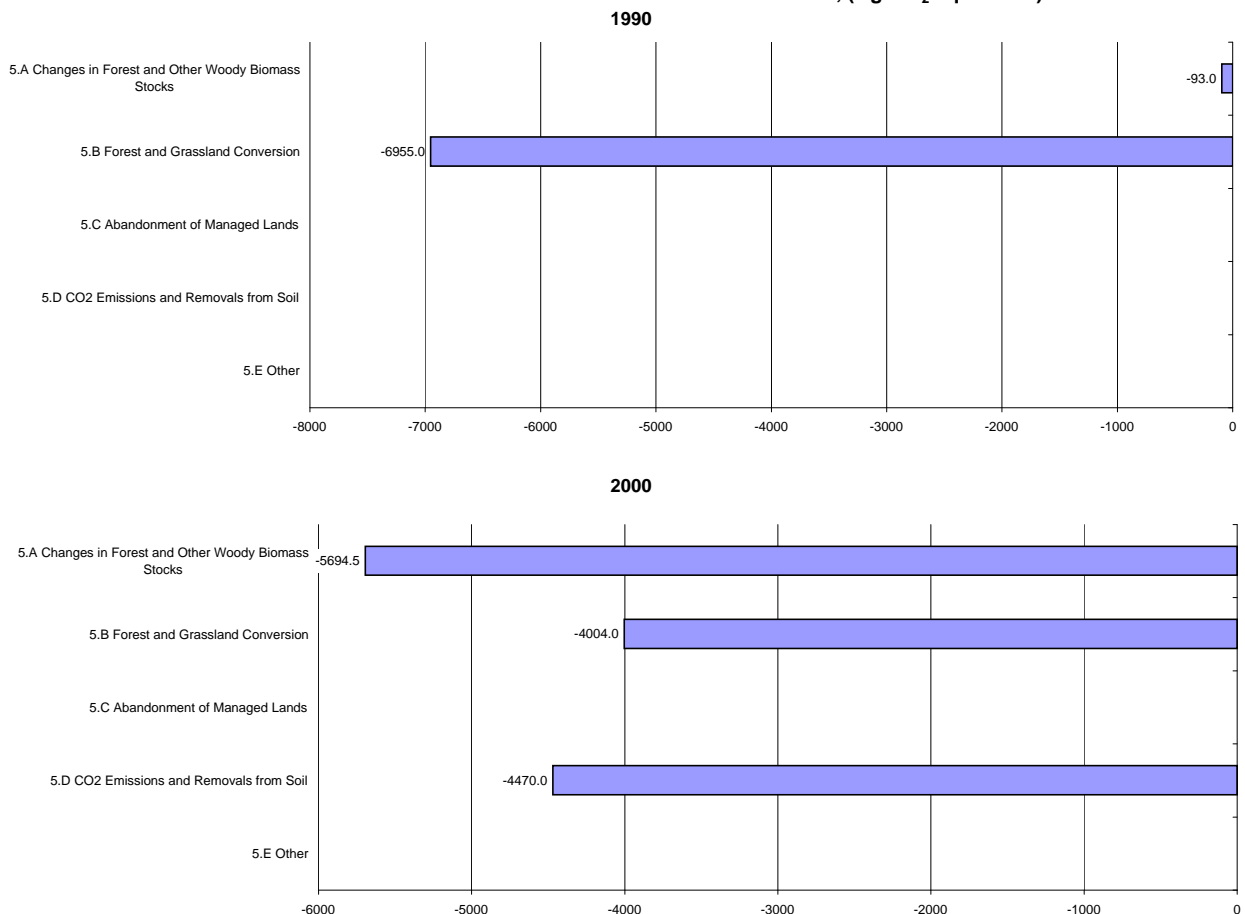




### Breakdown of GHG emissions within the agriculture sector



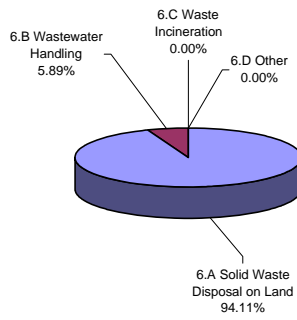
### Breakdown of GHG emissions/removals within the LUCF sector, (Gg CO<sub>2</sub> equivalent)





### Breakdown of GHG emissions within the waste sector

1990



2000

