

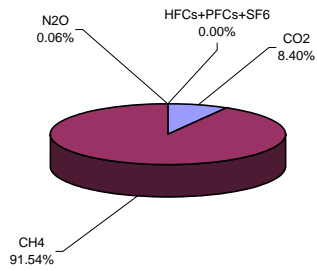


Emissions Summary for Grenada

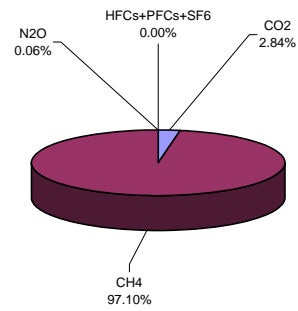
	Emissions, in Gg CO ₂ equivalent		
	1994		Latest available year (1994)
CO ₂ emissions without LUCF	135.0		135.0
CO ₂ net emissions/removals by LUCF	-92.0		-92.0
CO ₂ net emissions/removals with LUCF	43.0		43.0
GHG emissions without LUCF	1,606.5		1,606.5
GHG net emissions/removals by LUCF	-92.0		-92.0
GHG net emissions/removals with LUCF	1,514.5		1,514.5

GHG emissions by gas for 1994

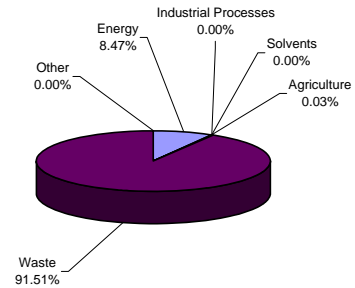
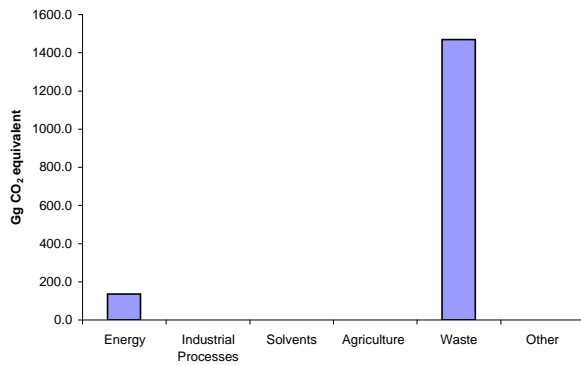
Without LUCF



With LUCF

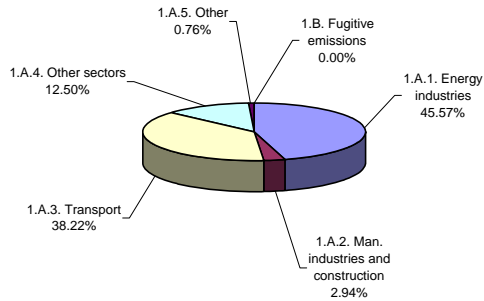


GHG emissions by sector (without LUCF) for 1994





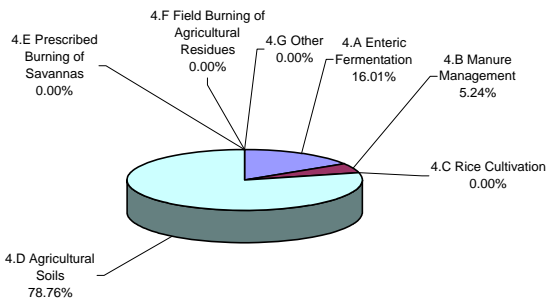
Breakdown of GHG emissions within the energy sector, 1994



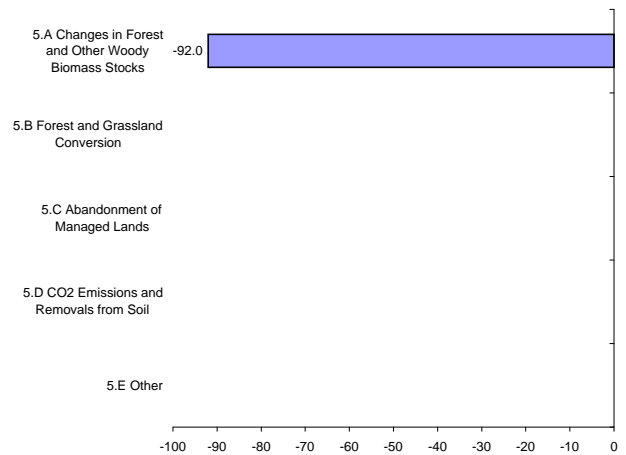
Breakdown of GHG emissions within the industrial processes, 1994

NO DATA

Breakdown of GHG emissions in the agriculture sector, 1994



Breakdown of GHG emissions/removals within the LUCF sector, (Gg CO2 equivalent), 1994



Breakdown of GHG emissions within the waste sector, 1994

