



**2015 - A KEY YEAR  
FOR GFEI AND  
FUEL ECONOMY**

**Sheila Watson**

**Executive Secretary, GFEI**

**Vehicle Fuel Economy in an urban context**

**TEM, Bonn, June 5-6<sup>th</sup> 2015**

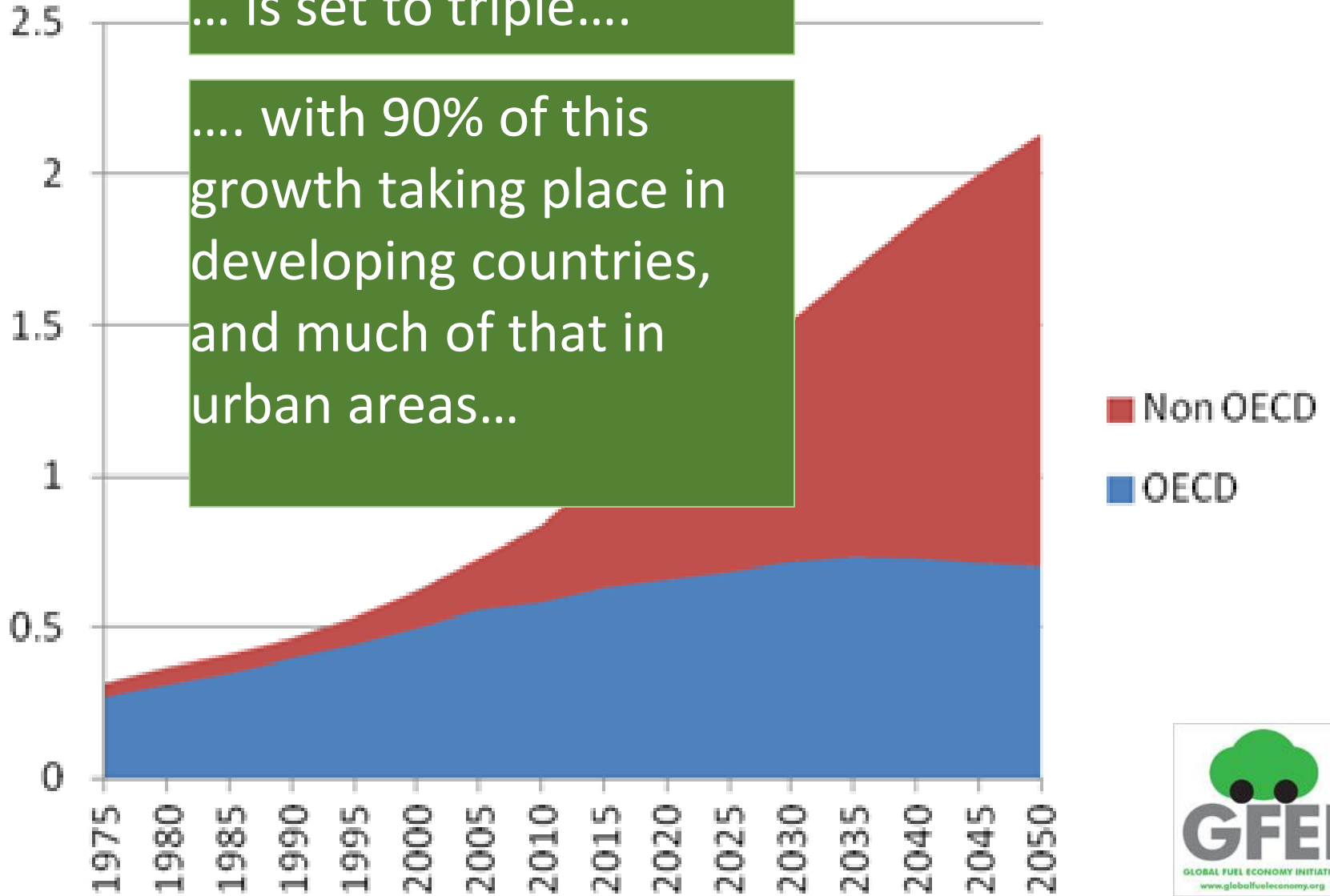
---

# The Global Fleet...

... is set to triple....

.... with 90% of this growth taking place in developing countries, and much of that in urban areas...

Global passenger light duty vehicle stock (billions)

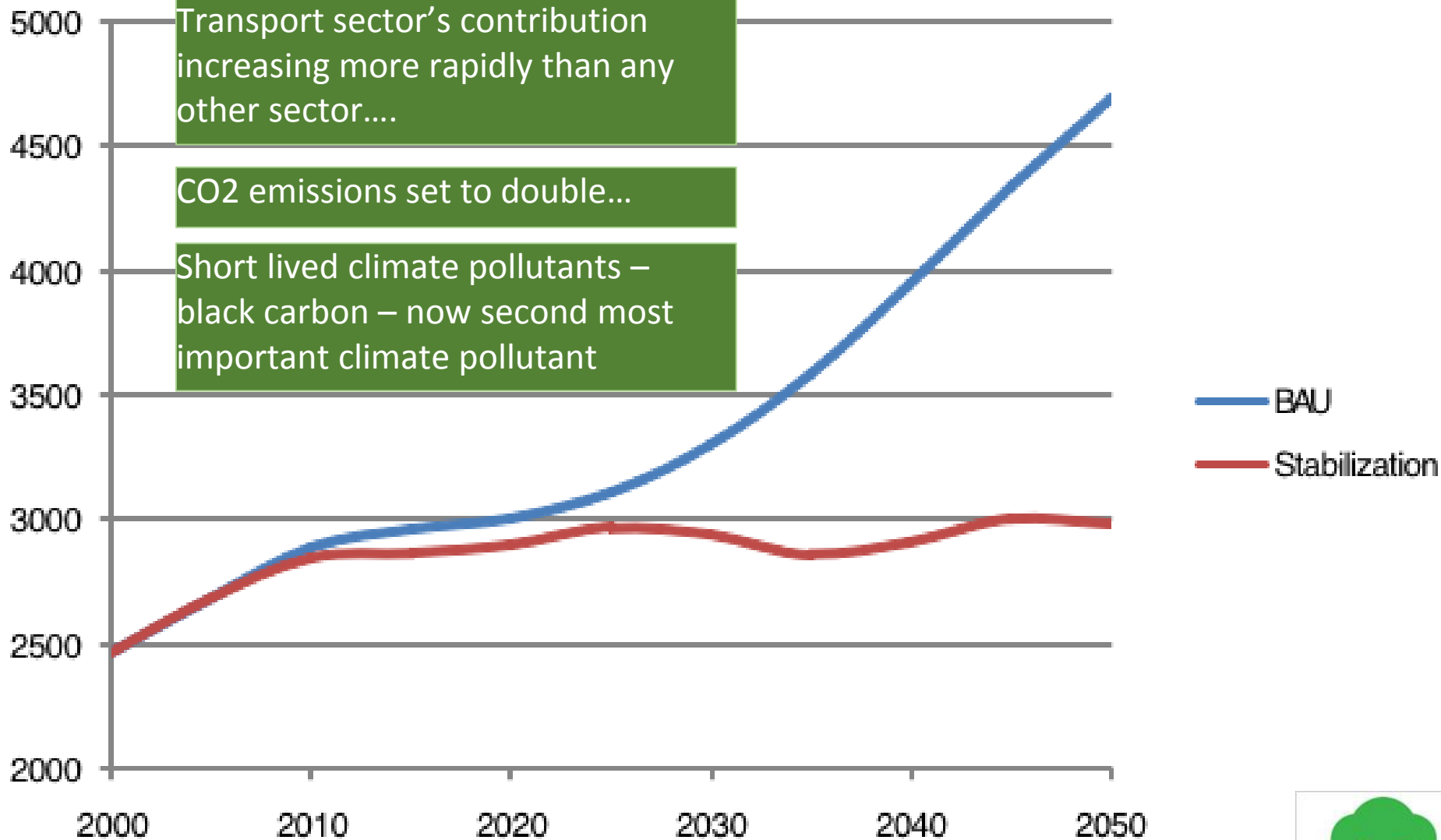


## Climate Change

Transport sector's contribution increasing more rapidly than any other sector....

CO2 emissions set to double...

Short lived climate pollutants – black carbon – now second most important climate pollutant



CO2 emissions from the global light duty vehicle fleet – GFEI 2009

## Urban Air Pollution

World Health Organization:  
small PM is affecting more  
people than any other  
pollutant...

...with ~3.2 mln premature  
deaths annually....

...this is a growing **problem**,  
with an 11% increase globally  
in deaths from air pollution in  
the past 20 years – as the  
latest Global Burden of  
Disease report shows

Improved Fuel Economy is not enough on its own, but it is necessary

- Climate change
- Energy security
- Resource waste
- Sustainable development
- Air quality
- \$€£.....

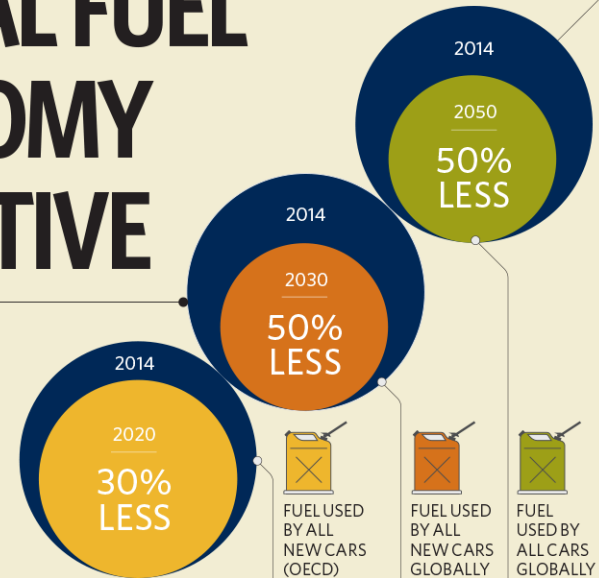


# GLOBAL FUEL ECONOMY INITIATIVE

## THE GFEI FUEL ECONOMY TARGETS

6BN BARRELS OF OIL PER YEAR

is how much we will save globally if we achieve these targets by 2050.



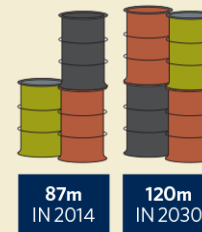
2TRN DOLLARS

could be saved in the next decade from better fuel economy.



## CARS AND OIL

by 2030, 2 million vehicles would need at least 120 million barrels of oil a day.



## GROWING NUMBER OF CARS

CHINA TODAY

240 MILLION

WORLD TODAY

1 BILLION

CHINA IN 2050

1 BILLION

WORLD IN 2050

3 BILLION





## Global Fuel Economy Initiative

Six core partners: FIA Foundation, UNEP, IEA, ITF, ICCT and UC Davis, financial support from FIA Foundation, GEF and EU

### THE GFEI FUEL ECONOMY TARGETS

From 2005 baseline:

30%

reduction in L/100km by 2020 in all new cars in OECD countries

50%

by 2030 in all new cars globally

50%

by 2050 in all cars globally

GFEI recognised as leading initiative in energy and climate reports and discussions



# FE improvement - Targets and reality

		2005	2008	2011	2013	2030	
OECD average	average fuel economy (Lge/100km)	8.6	7.9	7.3	6.9		
	annual improvement rate (% per year)	-2.7%		-2.6%			
		<b>-2.6%</b>					
Non-OECD average	average fuel economy (Lge/100km)	7.3	7.4	7.3	7.2		
	annual improvement rate (% per year)	0.5%		-0.4%			
		<b>-0.2%</b>					
Global average	average fuel economy (Lge/100km)	8.3	7.7	7.3	7.1		
	annual improvement rate (% per year)	-2.3%		-1.8%			
		<b>-2.0%</b>					
GFEI target	average fuel economy (Lge/100km)	<b>8.3</b>				<b>4.2</b>	
	required annual improvement rate (% per year)	2005 base year	<b>-2.7%</b>				
		2014 base year	<b>-3.1%</b>				

← OECD: rates close to target

← Non-OECD: little improvement

← Global: Right trend at slow pace

← 2030: Improve global FE by 50%


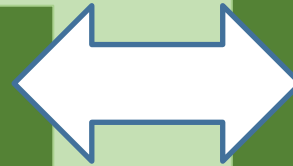


# THE GFEI 'MODEL'

IN-COUNTRY  
CAPACITY  
BUILDING  
TOOLKIT

GLOBAL  
OUTREACH

RESEARCH





## Best practice ideas at an urban, national and regional level

- fleets - fuel efficient choices
- behaviour - eg eco-driving
- information eg labelling
- economic instruments eg feebates
- regulatory tools eg FE standards

baseline - stakeholder engagement -  
toolkit - technical support



# GFEI's OFFER FOR COP21



**100**  
**FOR 50BY50**  
**SAFE CLIMATE AND**  
**CLEAN AIR AT COP21**

# CURRENT GFEI COUNTRY ENGAGEMENT

<b>pilots</b>	<b>signed projects</b>	<b>talks ongoing to develop project</b>	<b>expressed interest</b>	<b>countries targetted</b>
1 Chile	5 Georgia	27 Serbia	31 Barbados	50 South Africa
2 Ethiopia	6 Côte d'Ivoire	28 Benin	32 Bangladesh	51 Samoa
3 Indonesia	7 Mauritius	29 Russia	33 Guatemala	52 Colombia
4 Kenya	8 Jamaica	30 St Lucia	34 Togo	53 Moldova
	9 Montenegro		35 Uganda	54 Turkey*
	10 Macedonia		36 Nigeria	55 Jordan
	11 Philippines		37 Mali	56 UAE
	12 Vietnam		38 Mozambique	
	13 Morocco		39 Zambia	
	14 Bahrain		40 Syria	
	15 Egypt		41 Armenia	
	16 Tunisia		42 Azerbaijan	
	17 Thailand		43 Malaysia	
	18 Peru		44 Ecuador	
	19 Uruguay		45 Dominican Republic	
	20 Nepal		46 Panama	
	21 Paraguay		47 Tanzania	
	22 Sri Lanka		48 Rwanda	
	23 Costa Rica		49 Djibouti	



# Cities....?



[s.watson@fiafoundation.org](mailto:s.watson@fiafoundation.org)

[www.globalfueleconomy.org](http://www.globalfueleconomy.org)

THANK - YOU

